



US00D887126S

(12) **United States Design Patent** (10) **Patent No.:** **US D887,126 S**
Schubert (45) **Date of Patent:** **** Jun. 16, 2020**

(54) **NEEDLE**

(71) Applicant: **Charles Bradley Schubert**, Oak Brook, IL (US)

(72) Inventor: **Charles Bradley Schubert**, Oak Brook, IL (US)

(**) Term: **15 Years**

(21) Appl. No.: **29/709,686**

(22) Filed: **Oct. 16, 2019**

Related U.S. Application Data

(62) Division of application No. 29/572,356, filed on Jul. 27, 2016, now Pat. No. Des. 866,950.

(51) **LOC (12) Cl.** **02-07**

(52) **U.S. Cl.**
USPC **D3/28**

(58) **Field of Classification Search**
USPC D2/896, 902; D3/5, 7, 8, 10, 13, 28;
D8/30; D10/71; D14/416; D19/35, 36,
D19/81-85; D24/144, 146, 147
CPC A61B 1/24; A45D 42/18; A45D 42/00;
G05G 9/04788

See application file for complete search history.

(56) **References Cited**

U.S. PATENT DOCUMENTS

2,623,003	A *	12/1952	Friedlob	A61C 15/02
				132/321
D787,057	S *	5/2017	Khoury	D24/147
D790,699	S *	6/2017	Dexter	D24/146
D800,307	S *	10/2017	DeNeui	D24/146
D829,520	S *	10/2018	Miyazaki	D8/30
D875,247	S *	2/2020	Tajbakhsh	D24/152
D875,933	S *	2/2020	Reaux	D24/146

* cited by examiner

Primary Examiner — Mark A Goodwin

Assistant Examiner — Benjamin M Weeks

(74) *Attorney, Agent, or Firm* — Quarles & Brady LLP

(57) **CLAIM**

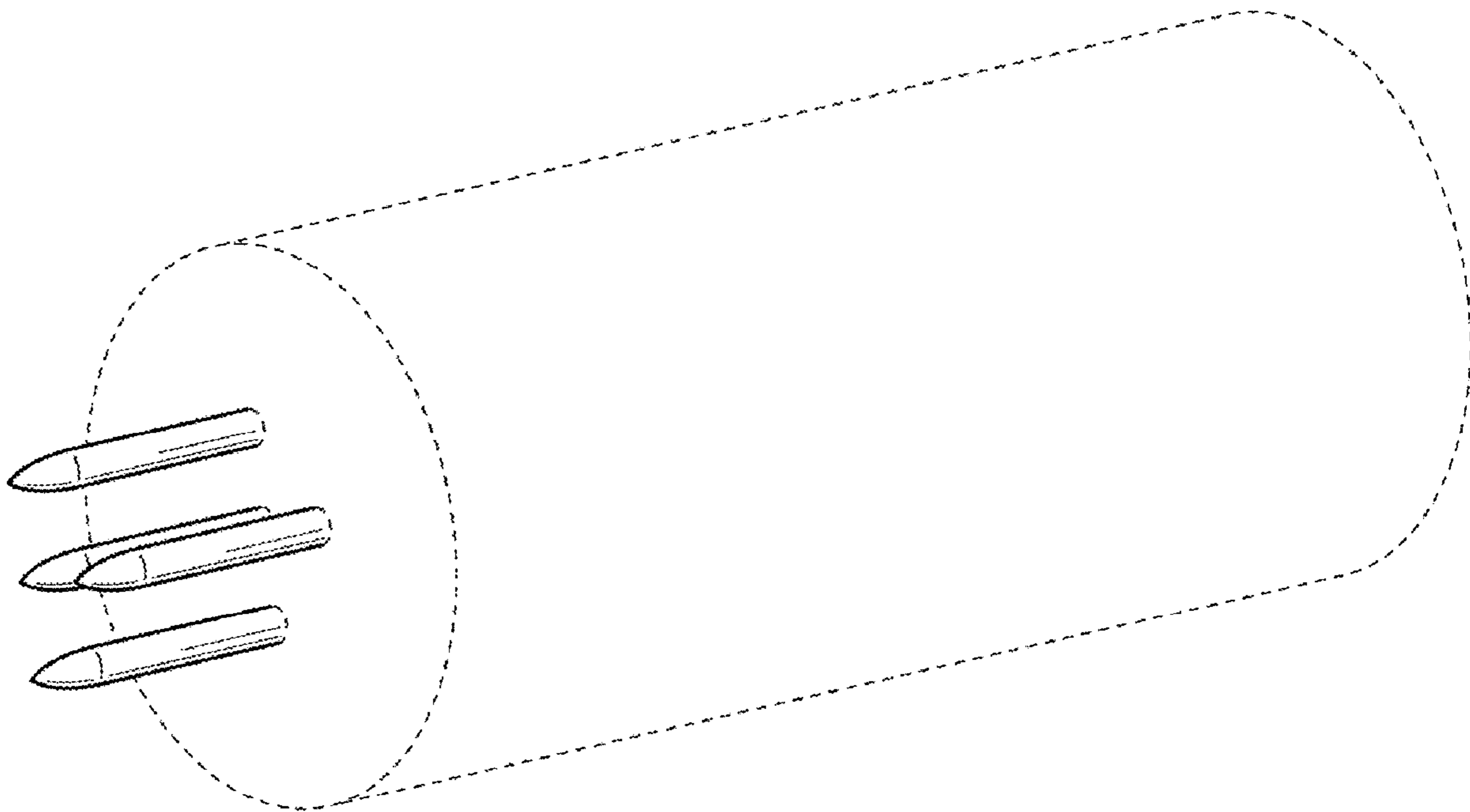
The ornamental design for a needle, as shown and described.

DESCRIPTION

FIG. 1 is a bottom isometric view of an ornamental design for a needle; and,
FIG. 2 is an elevational view of an end of the needle of FIG. 1.

The dashed lines are for the purpose of illustrating environmental structure and form no part of the claimed design.

1 Claim, 1 Drawing Sheet



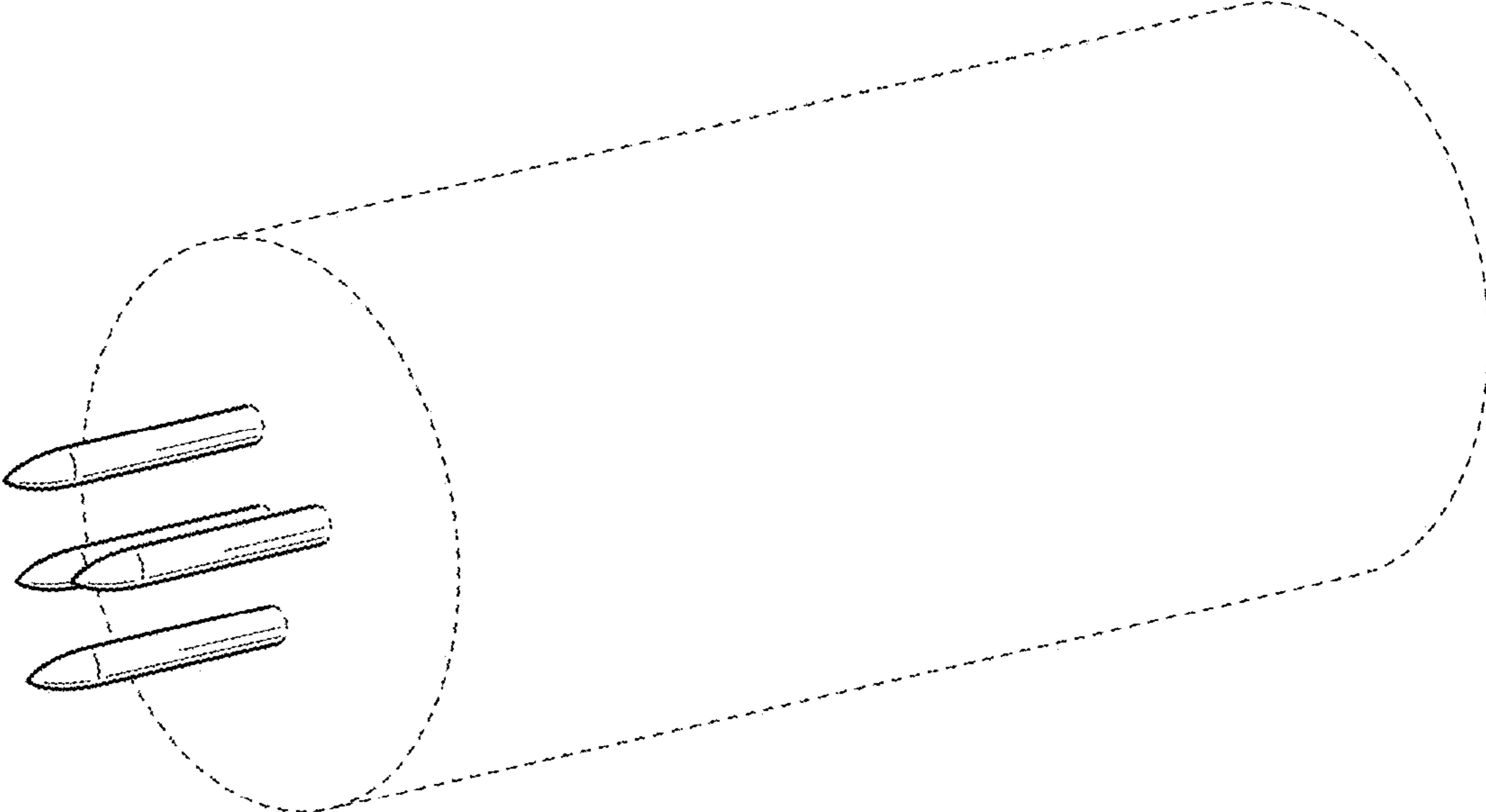


FIG. 1

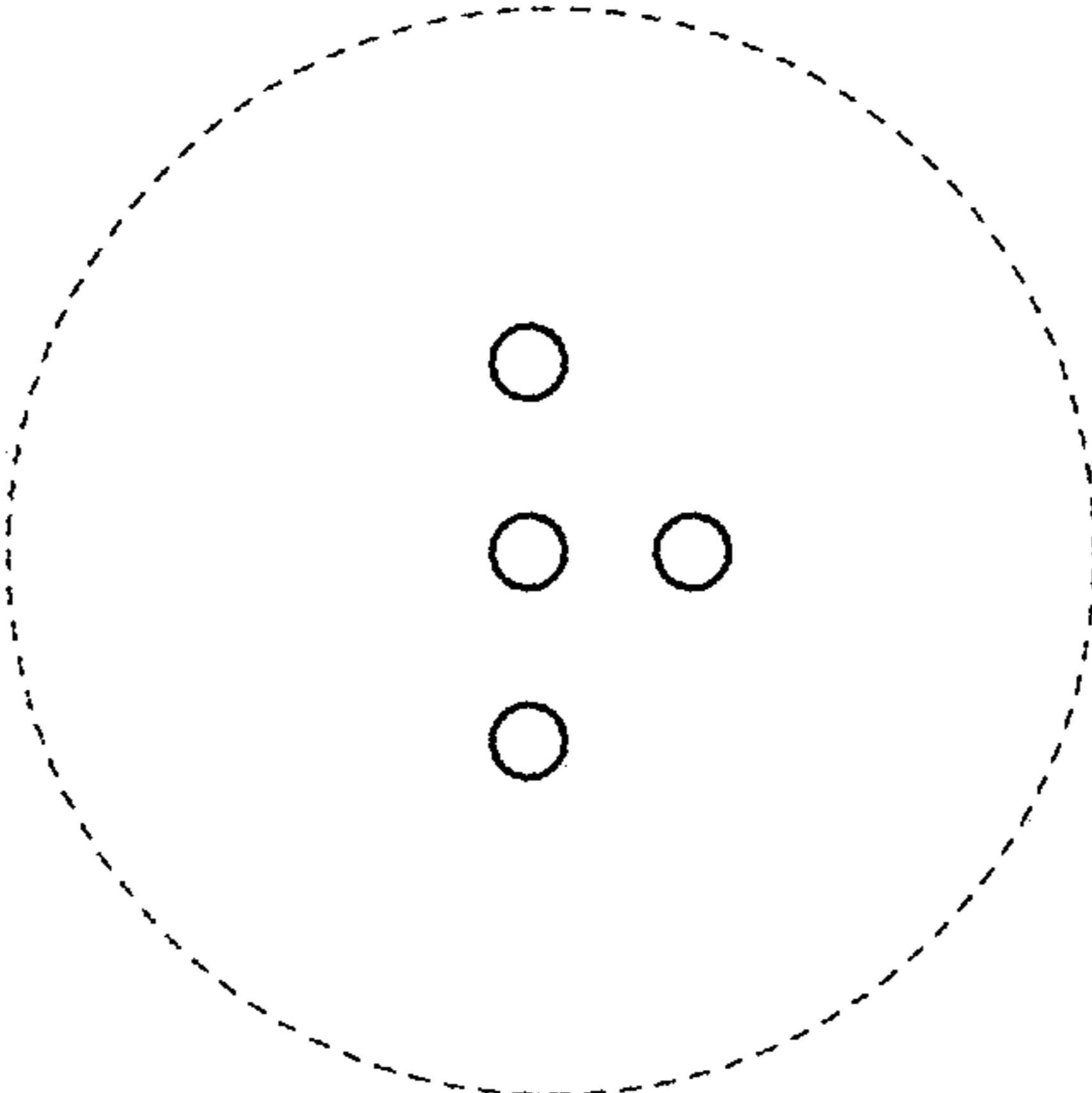


FIG. 2