



US00D887110S

(12) **United States Design Patent**  
**Rasmussen**

(10) **Patent No.:** **US D887,110 S**  
(45) **Date of Patent:** **\*\* Jun. 16, 2020**

- (54) **SHOE**
- (71) Applicant: **STATE OF NORTH APS**, Copenhagen  
K (DK)
- (72) Inventor: **Kasper H Rasmussen**, Copenhagen  
(DK)
- (73) Assignee: **STATE OF NORTH APS**, Copenhagen  
(DK)
- (\*\*) Term: **15 Years**
- (21) Appl. No.: **29/635,649**
- (22) Filed: **Feb. 1, 2018**

- D546,539 S \* 7/2007 Paz ..... D2/972
- D645,648 S 9/2011 Lonigan
- D651,787 S 1/2012 Mahoney
- D655,483 S \* 3/2012 Portzline ..... D2/902
- D733,412 S 7/2015 Lonigan
- D733,413 S 7/2015 Joseph
- 9,125,453 B2 9/2015 Keating
- D754,956 S 5/2016 McCourt
- D757,418 S \* 5/2016 Portzline ..... D2/972
- D764,784 S \* 8/2016 O'Connor ..... D2/972
- D767,862 S 10/2016 Hurayt
- D768,375 S \* 10/2016 Young ..... D2/972
- D774,287 S 12/2016 Taestensen
- D779,792 S 2/2017 Taestensen

(Continued)

*Primary Examiner* — Jennifer L Watkins  
(74) *Attorney, Agent, or Firm* — Ferguson Case Orr  
Paterson

**Related U.S. Application Data**

- (63) Continuation of application No. 35/502,205, filed on  
Nov. 25, 2016 (U.S. filing date under 35 U.S.C. 384),  
and having an international filing date of Nov. 25,  
2016, now Pat. No. Des. 811,702.

**Foreign Application Priority Data**

- Nov. 25, 2016 (WO) ..... DM093905
- (51) **LOC (12) Cl.** ..... **02-04**
- (52) **U.S. Cl.**  
USPC ..... **D2/907; D2/969**
- (58) **Field of Classification Search**  
USPC ..... D2/896, 902, 905, 906, 907, 908, 943,  
D2/944, 945, 947, 951, 960, 972, 959  
CPC ... A43B 13/141; A43B 23/0235; A43B 13/16;  
A43B 13/181; A43B 13/184; A43B  
13/187; A43B 13/188  
See application file for complete search history.

**References Cited**

**U.S. PATENT DOCUMENTS**

- D490,220 S 5/2004 Edauw
- D499,541 S 12/2004 Dolan


(57) **CLAIM**

The ornamental design for a shoe, as shown and described  
herein.

**DESCRIPTION**

FIG. 1 is a front perspective view of a shoe according to the  
present disclosure.  
FIG. 2 is a front elevation view of the shoe shown in FIG.  
1.  
FIG. 3 is a rear elevation view of the shoe shown in FIG. 1.  
FIG. 4 is a side elevation view of the shoe shown in FIG. 1.  
FIG. 5 is an opposite side elevation view of the shoe shown  
in FIG. 1; and,  
FIG. 6 is a top plan view of the shoe shown in FIG. 1.  
The broken lines in the drawings are for the purpose of  
depicting unclaimed portions of a shoe and form no part of  
the claim. The bottom of the shoe is not shown in the figures  
and forms no part of the claim.

**1 Claim, 5 Drawing Sheets**



(56)

**References Cited**

U.S. PATENT DOCUMENTS

D783,992	S	*	4/2017	Sokol .....	D2/972
D784,001	S	*	4/2017	Cochrane .....	D2/972
D790,842	S	*	7/2017	Greenspan .....	D2/972
D796,828	S	*	9/2017	da Costa Pereira Machado .....	D2/972
D798,578	S	*	10/2017	Remy .....	D2/972
D808,150	S	*	1/2018	Durflinger .....	D2/973
D816,318	S	*	5/2018	Cooper .....	D2/973
D822,363	S	*	7/2018	Schenone .....	D2/973
2005/0016023	A1		1/2005	Burris	
2009/0293309	A1*		12/2009	Keating .....	A43B 5/10 36/88
2014/0150298	A1		6/2014	Crowley	

\* cited by examiner

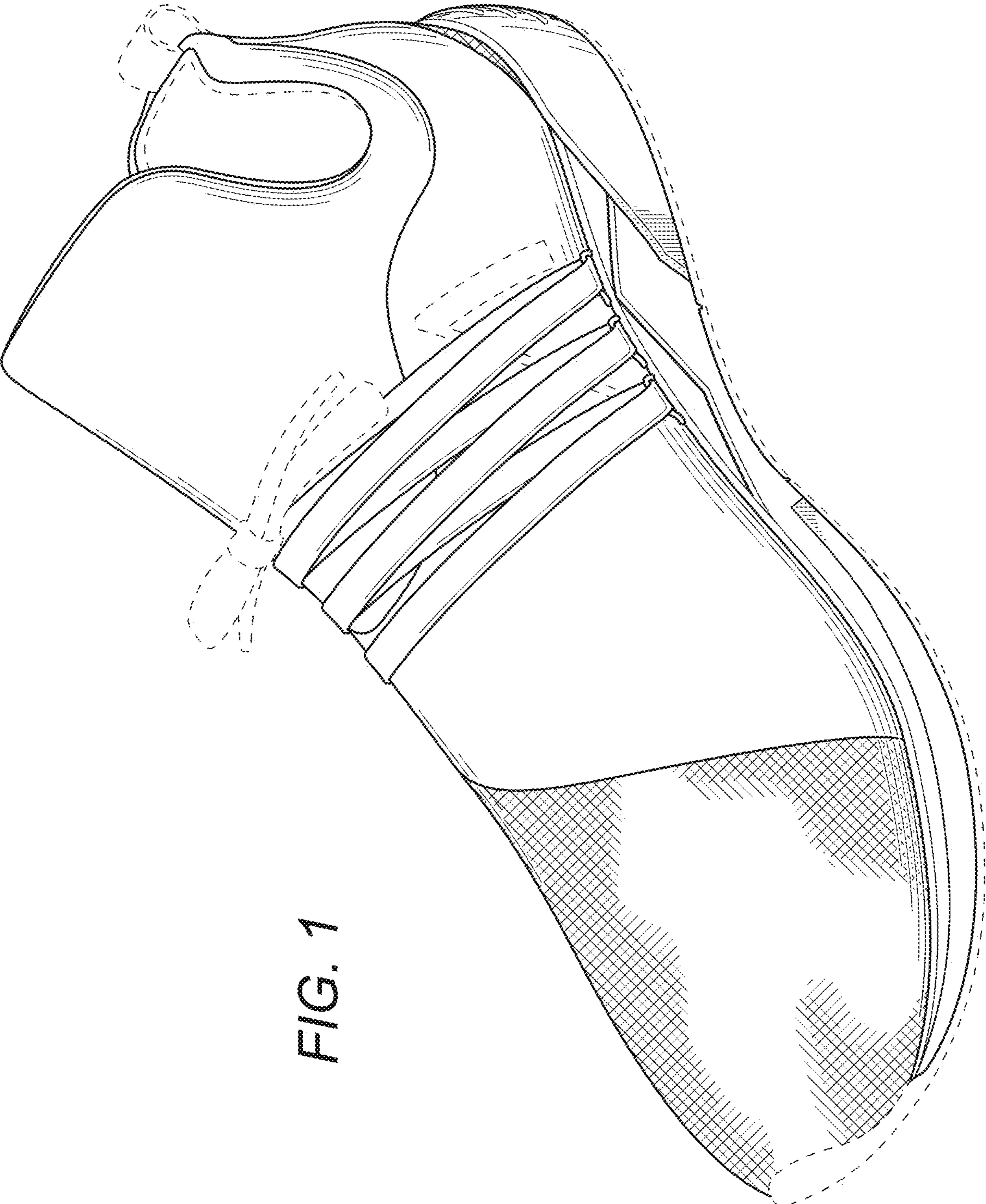


FIG. 1



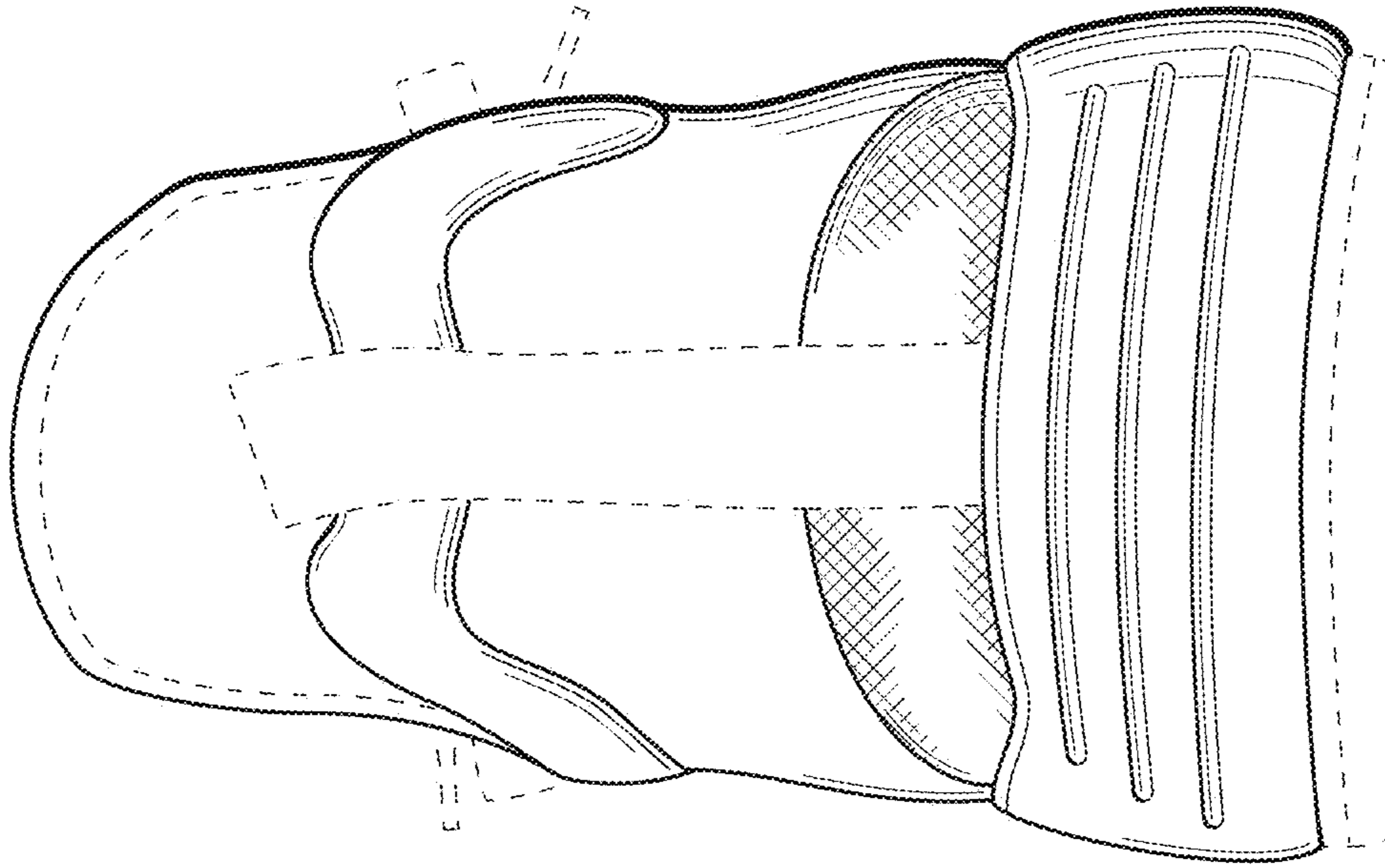


FIG. 3

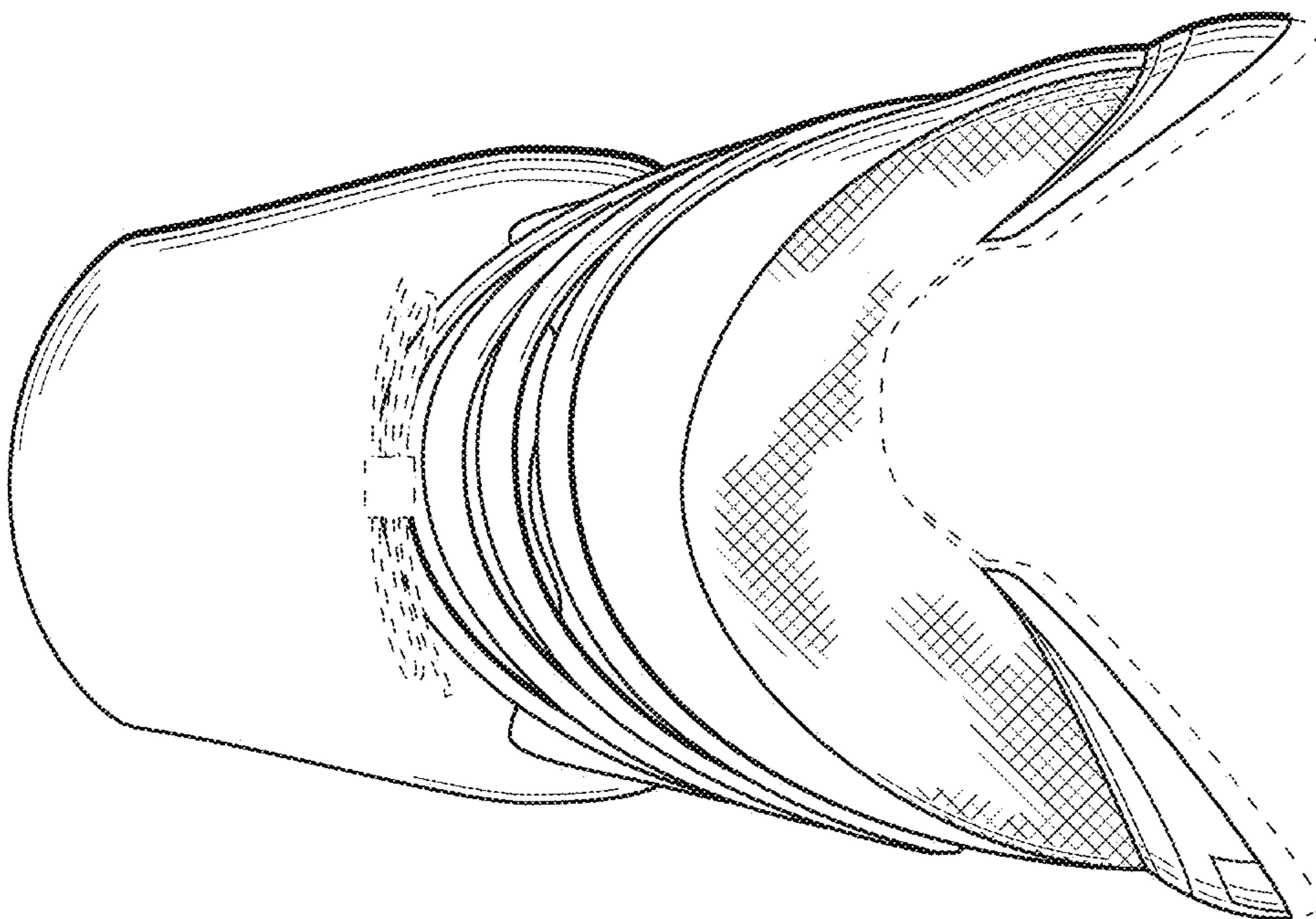
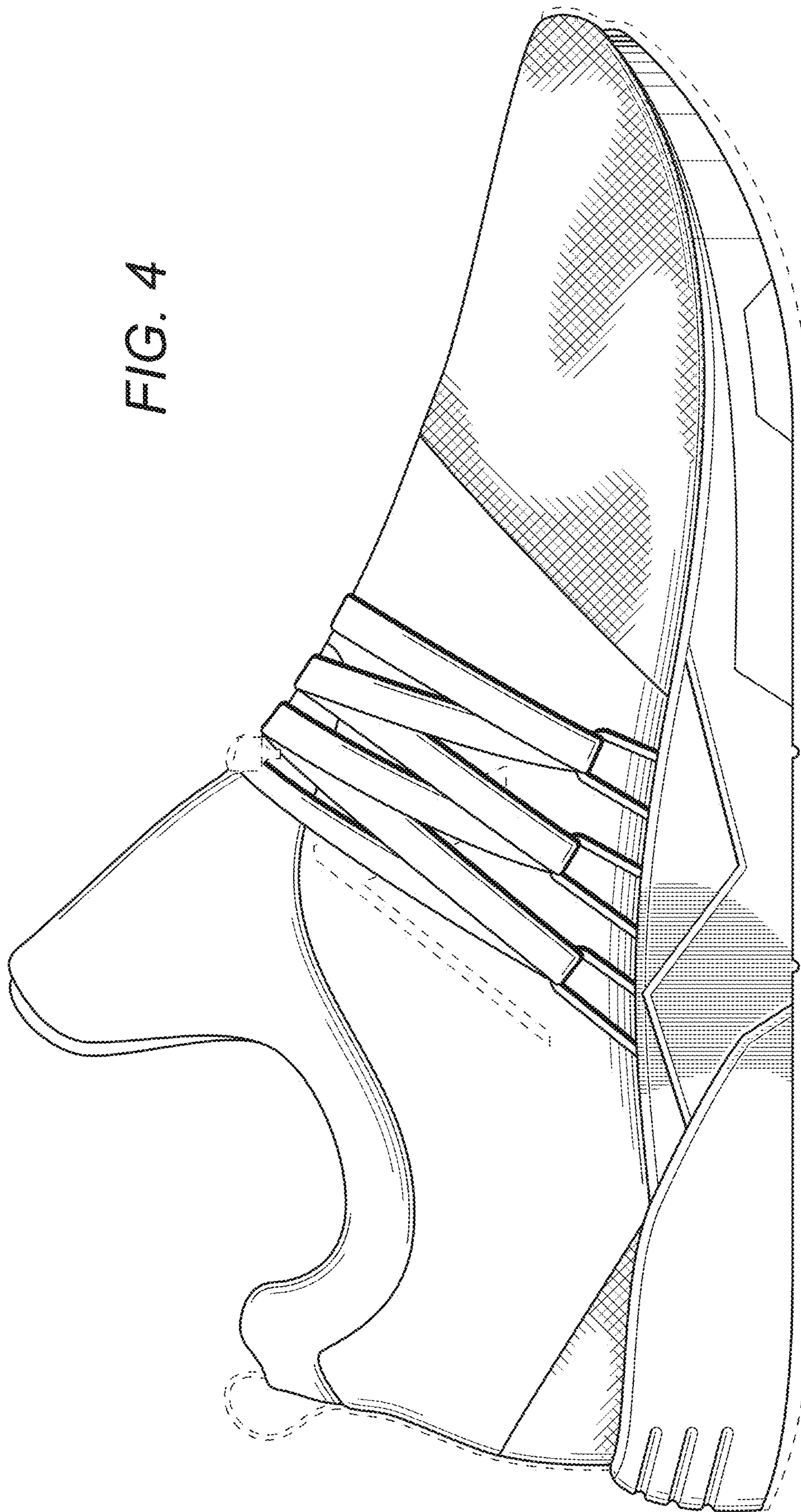


FIG. 2

FIG. 4



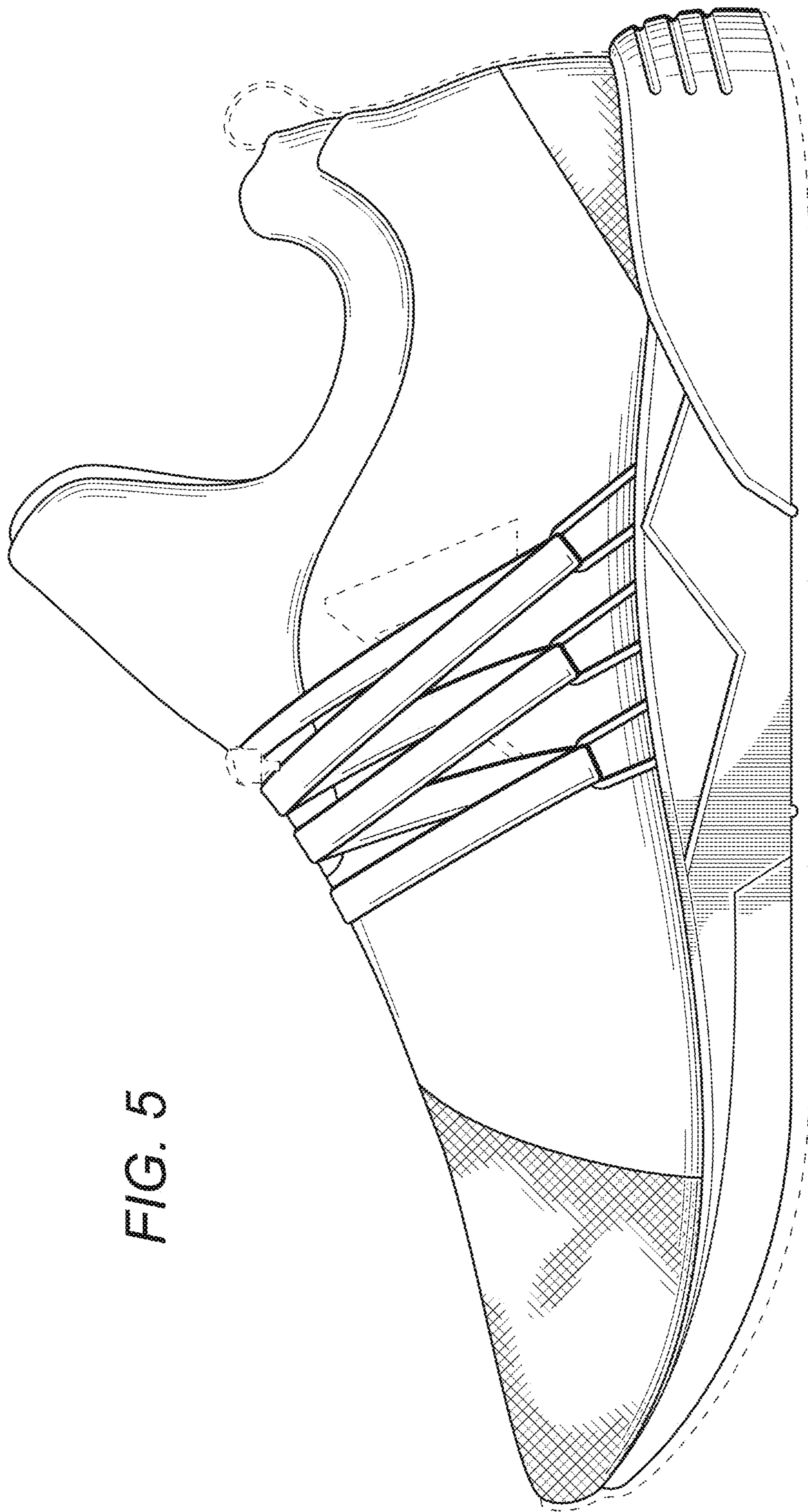


FIG. 5



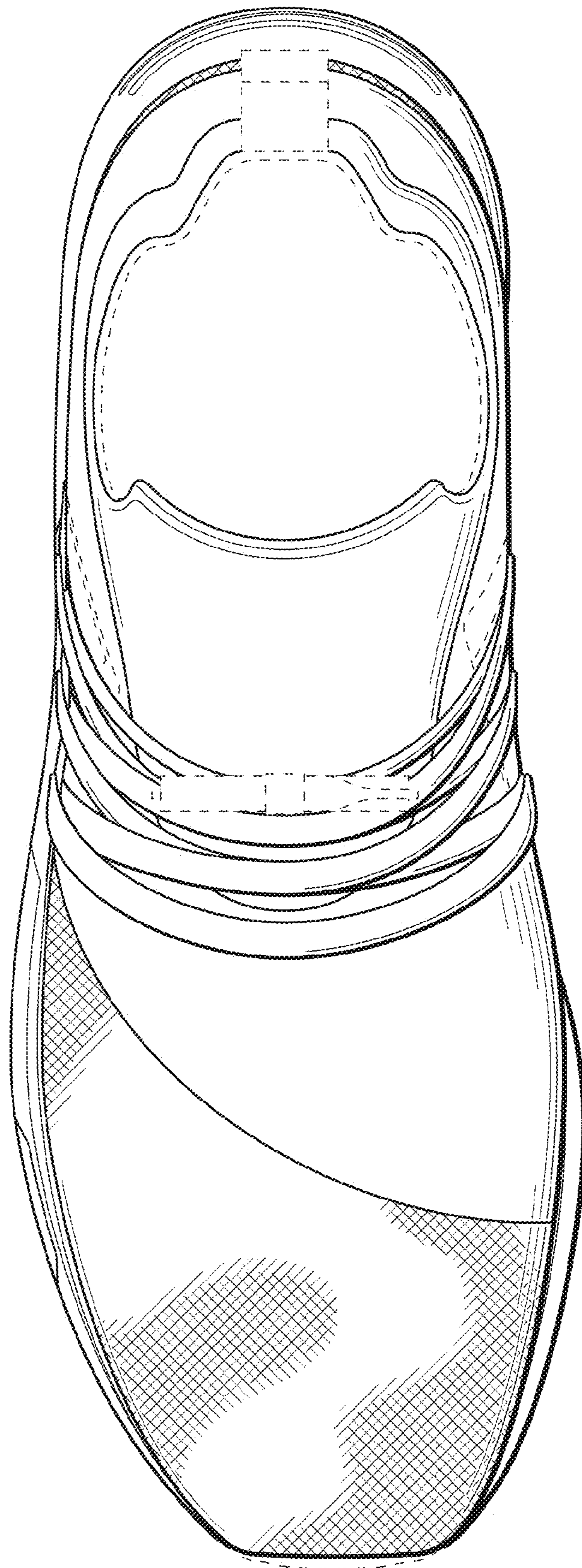


FIG. 6