



US00D887099S

(12) **United States Design Patent**
Otto et al.

(10) **Patent No.:** **US D887,099 S**
(45) **Date of Patent:** **** Jun. 9, 2020**

- (54) **BARROW CART**
- (71) Applicant: **Steelcase Inc.**, Grand Rapids, MI (US)
- (72) Inventors: **Eric A. Otto**, Grand Rapids, MI (US);
Penghao Shan, Munich (DE); **John M. Allen**, Grand Rapids, MI (US); **Justin G. Beitzel**, Grand Rapids, MI (US);
Alban Moriniere, Munich (DE);
William Bennie, Rockford, MI (US)
- (73) Assignee: **Steelcase Inc.**, Grand Rapids, MI (US)
- (**) Term: **15 Years**
- (21) Appl. No.: **29/662,232**
- (22) Filed: **Sep. 4, 2018**
- (51) **LOC (12) Cl.** **12-02**
- (52) **U.S. Cl.**
USPC **D34/21**
- (58) **Field of Classification Search**
USPC D34/12-14, 16-18, 20-27; 280/641,
280/47.19, 47.24, 47.29, 79.11, 79.3,
280/47.34, 47.35, 638, 639, 651, 79.7, 35;
108/59, 60, 90-92, 161, 127; D6/675.3,
D6/675.5, 691, 698
CPC B62B 5/0438; B62B 1/12; B62B 3/02;
B62B 1/20; B62B 2202/30; B62B 3/108
See application file for complete search history.

- (56) **References Cited**
U.S. PATENT DOCUMENTS
- D166,048 S 8/1949 Turulis
- D270,391 S 8/1983 Berquist et al.
- D272,286 S 1/1984 Sroub
- D273,337 S 4/1984 Semetjian et al.
- D285,853 S 9/1986 Hubert
- 4,635,613 A 1/1987 Tucker et al.
- D301,652 S 6/1989 Roberts
- D323,252 S 1/1992 Anske

- D345,472 S 3/1994 Sheftel
- D345,839 S 4/1994 Senese
- D354,186 S 1/1995 Grosfillex
- D360,725 S 7/1995 Snell
- D361,188 S 8/1995 Perelli
- D361,419 S 8/1995 Snell
- 5,438,938 A * 8/1995 Meeker A47B 23/001
108/127
- D371,879 S * 7/1996 Linder D34/21
- D386,870 S 11/1997 Halvorson, Jr. et al.
- D403,536 S * 1/1999 Olson D34/21
- D405,580 S * 2/1999 Vanderminden D34/21
- D444,001 S 6/2001 Minami
- D445,984 S 7/2001 Dickinson et al.
- D446,376 S 8/2001 Vanderbyl
- 6,296,262 B1 * 10/2001 Skinner B62B 3/108
280/35
- D462,196 S 9/2002 Holub et al.
- D465,102 S 11/2002 Seiffarth
- D485,410 S 1/2004 Van Ledingham, Jr. et al.
- D486,618 S 2/2004 Crosco, Sr.

(Continued)

Primary Examiner — Gino Colan
(74) *Attorney, Agent, or Firm* — Brinks Gilson & Lione

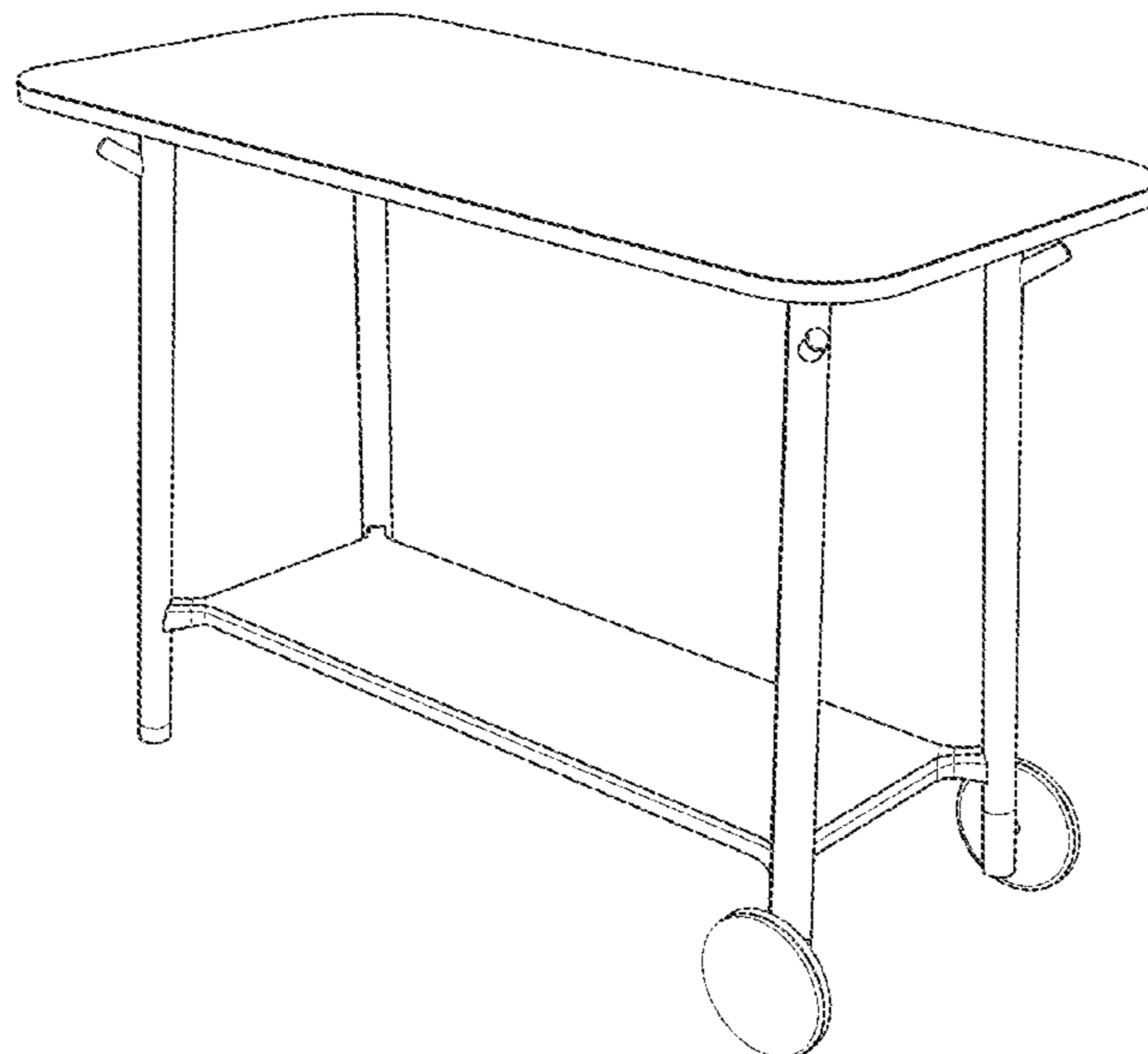
(57) **CLAIM**

We claim the ornamental design for a barrow cart, as shown and described.

DESCRIPTION

FIG. 1 is a top perspective view of a barrow cart showing our new design;
FIG. 2 is a top plan view thereof;
FIG. 3 is a bottom plan view thereof;
FIG. 4 is a front elevation view thereof;
FIG. 5 is a rear elevation view thereof;
FIG. 6 is a left side elevation view thereof; and,
FIG. 7 is a right side elevation view thereof.
The broken lines in FIGS. 1-7 illustrate portions of the barrow cart that form no part of the claimed design.

1 Claim, 6 Drawing Sheets



(56)

References Cited

U.S. PATENT DOCUMENTS

D499,273 S	12/2004	Chang	
D501,336 S	2/2005	Lin	
D523,202 S	6/2006	Willison	
7,204,509 B1 *	4/2007	Vanderminde A47B 31/00 280/47.35
D554,323 S	10/2007	Roth	
D588,322 S	3/2009	Tilk et al.	
D616,551 S *	5/2010	Fallon D34/21
D675,394 S	1/2013	Pedersen	

* cited by examiner

FIG. 1

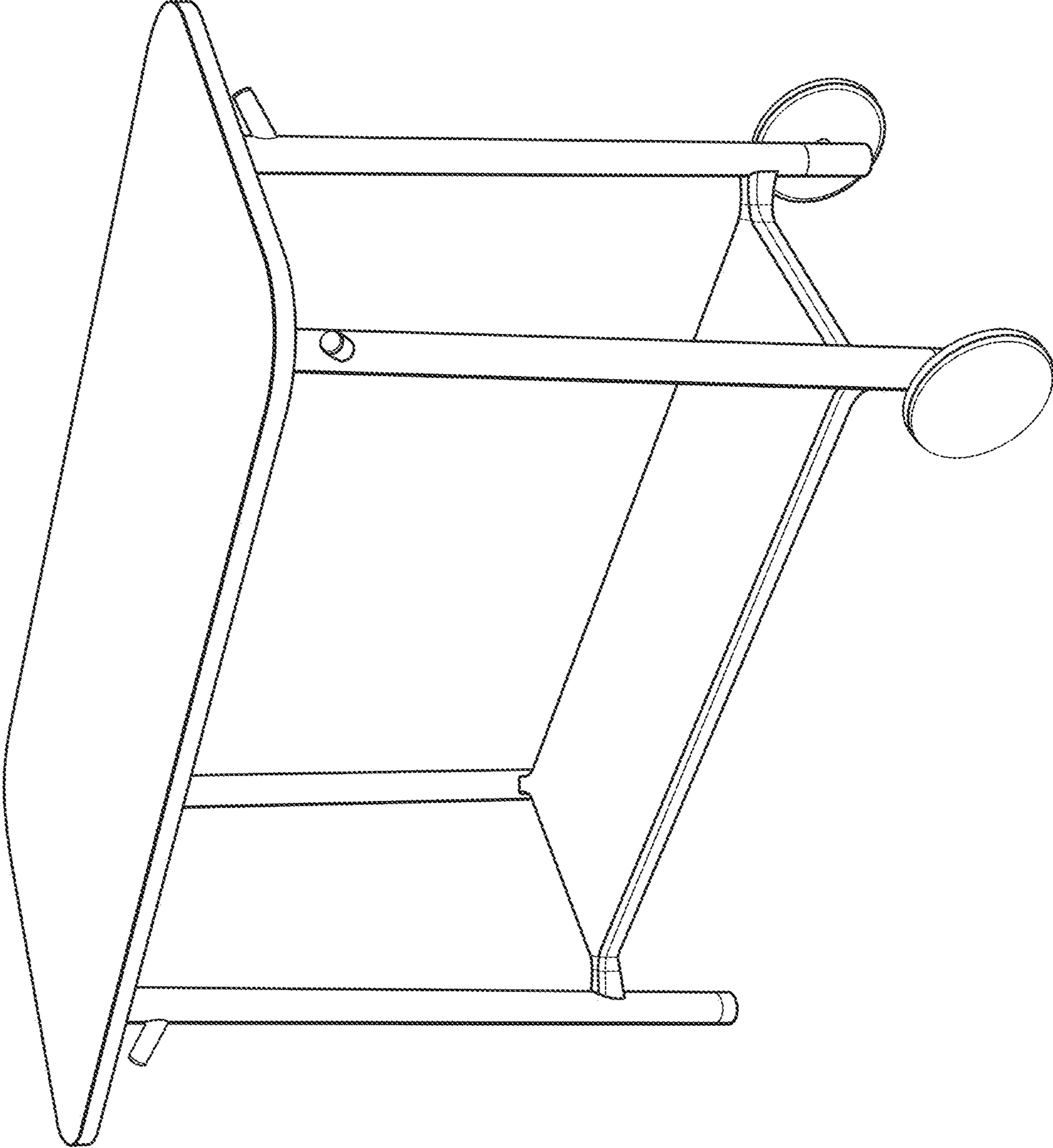


FIG. 2



FIG. 3




FIG. 4




FIG. 5




FIG. 7

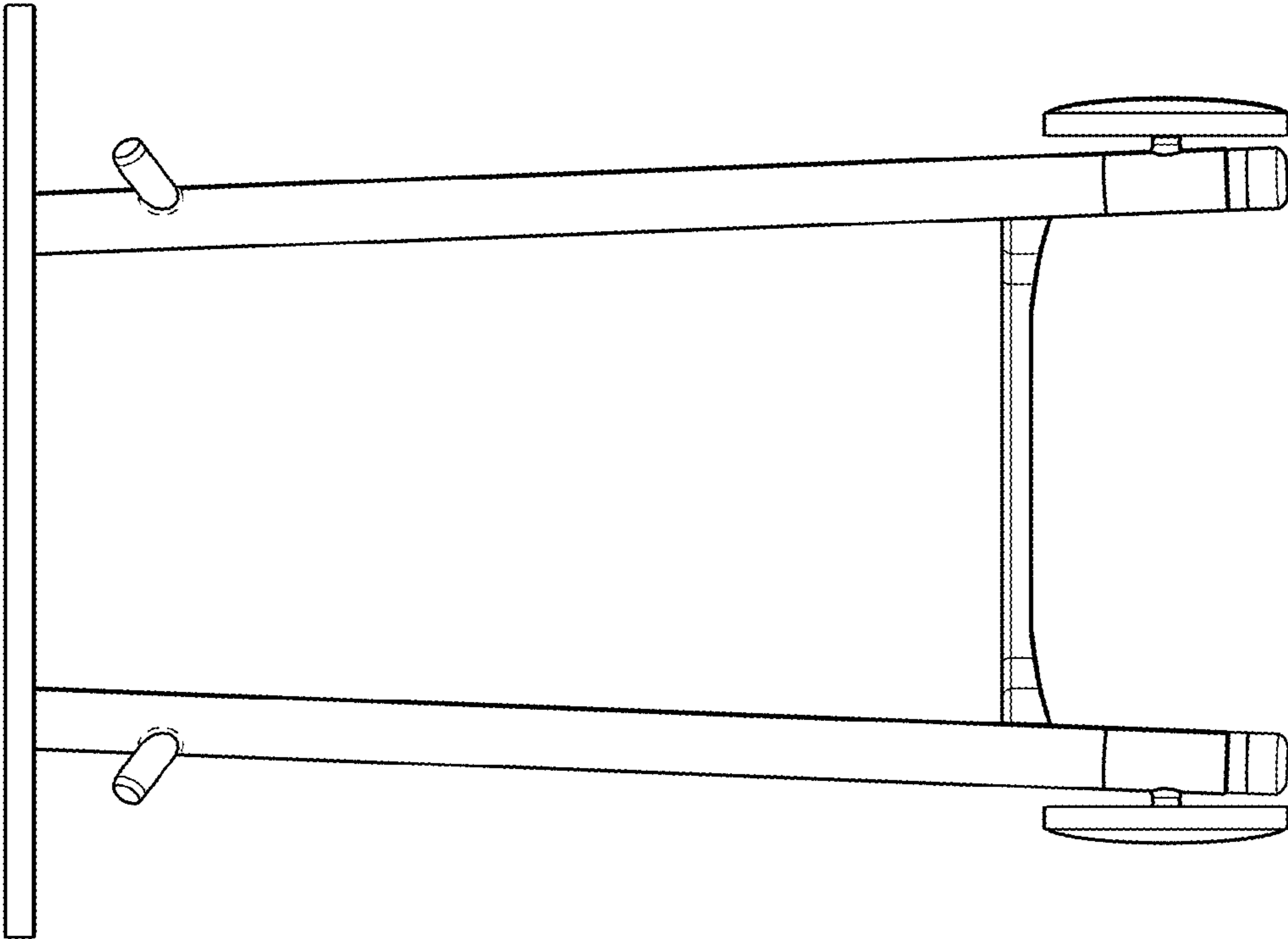


FIG. 6

