



US00D887095S

(12) **United States Design Patent** (10) **Patent No.:** **US D887,095 S**
Choi et al. (45) **Date of Patent:** **** Jun. 9, 2020**

(54) **WASHING MACHINE**

(71) Applicant: **SAMSUNG ELECTRONICS CO., LTD.**, Suwon-si, Gyeonggi-do (KR)

(72) Inventors: **Jae-Won Choi**, Seoul (KR); **Hyun-Woo Yoon**, Seoul (KR); **Yun-Ho Yang**, Yongin-si (KR)

(73) Assignee: **SAMSUNG ELECTRONICS CO., LTD.**, Gyeonggi-Do (KR)

(**) Term: **15 Years**

(21) Appl. No.: **29/646,920**

(22) Filed: **May 8, 2018**

(30) **Foreign Application Priority Data**

Dec. 4, 2017 (KR) 30-2017-0057148

(51) **LOC (12) Cl.** **15-05**

(52) **U.S. Cl.**
USPC **D32/6**

(58) **Field of Classification Search**
USPC D32/1, 2, 5, 6, 8, 10, 28, 29, 29.1
CPC D06F 21/00; D06F 21/06; D06F 21/08;
D06F 27/00; D06F 37/00; D06F 37/02;
D06F 37/06; D06F 37/12; D06F 37/14;
D06F 39/00; D06F 21/12; D06F 21/14;
D06F 23/04; D06F 25/00

See application file for complete search history.

(56) **References Cited**

U.S. PATENT DOCUMENTS

D489,496 S *	5/2004	Sneddon	D32/6
D492,073 S *	6/2004	Sneddon	D32/6
D729,994 S *	5/2015	Kang	D32/6
D730,594 S *	5/2015	Kang	D32/6
D730,595 S *	5/2015	Jeong	D32/6
D759,325 S *	6/2016	Jeon	D32/6

D759,912 S	6/2016	Bixby et al.	
D760,454 S *	6/2016	Joo D32/6
D762,025 S *	7/2016	Joo D32/6
D764,121 S	8/2016	Choi et al.	
D772,505 S	11/2016	Bixby et al.	
D774,713 S	12/2016	Bixby et al.	
D783,213 S *	4/2017	Jeon D32/6
D783,214 S *	4/2017	Jeon D32/6
D788,385 S *	5/2017	Jeon D32/6
D798,511 S *	9/2017	Bixby D32/6
D818,219 S *	5/2018	Bixby D32/6
D824,607 S *	7/2018	Bixby D32/6
D824,608 S *	7/2018	Bixby D32/6
D833,091 S *	11/2018	Ayers D32/6
D847,444 S *	4/2019	Ayers D32/6

FOREIGN PATENT DOCUMENTS

KR 300788487 S 3/2015

* cited by examiner

Primary Examiner — Michelle E. Wilson

(74) *Attorney, Agent, or Firm* — Cantor Colburn LLP

(57) **CLAIM**

The ornamental design for a washing machine, as shown and described.

DESCRIPTION

FIG. 1 is a front perspective view of a Washing Machine showing our new design;

FIG. 2 is a front view thereof;

FIG. 3 is a rear view thereof;

FIG. 4 is a left-side view thereof;

FIG. 5 is a right-side view thereof;

FIG. 6 is a top plan view thereof; and,

FIG. 7 is a bottom plan view thereof.

The evenly dashed broken lines are for environmental purpose only and form no part of the claimed design.

The dot-dash broken lines define the boundary of the claimed design and form no part thereof.

1 Claim, 7 Drawing Sheets

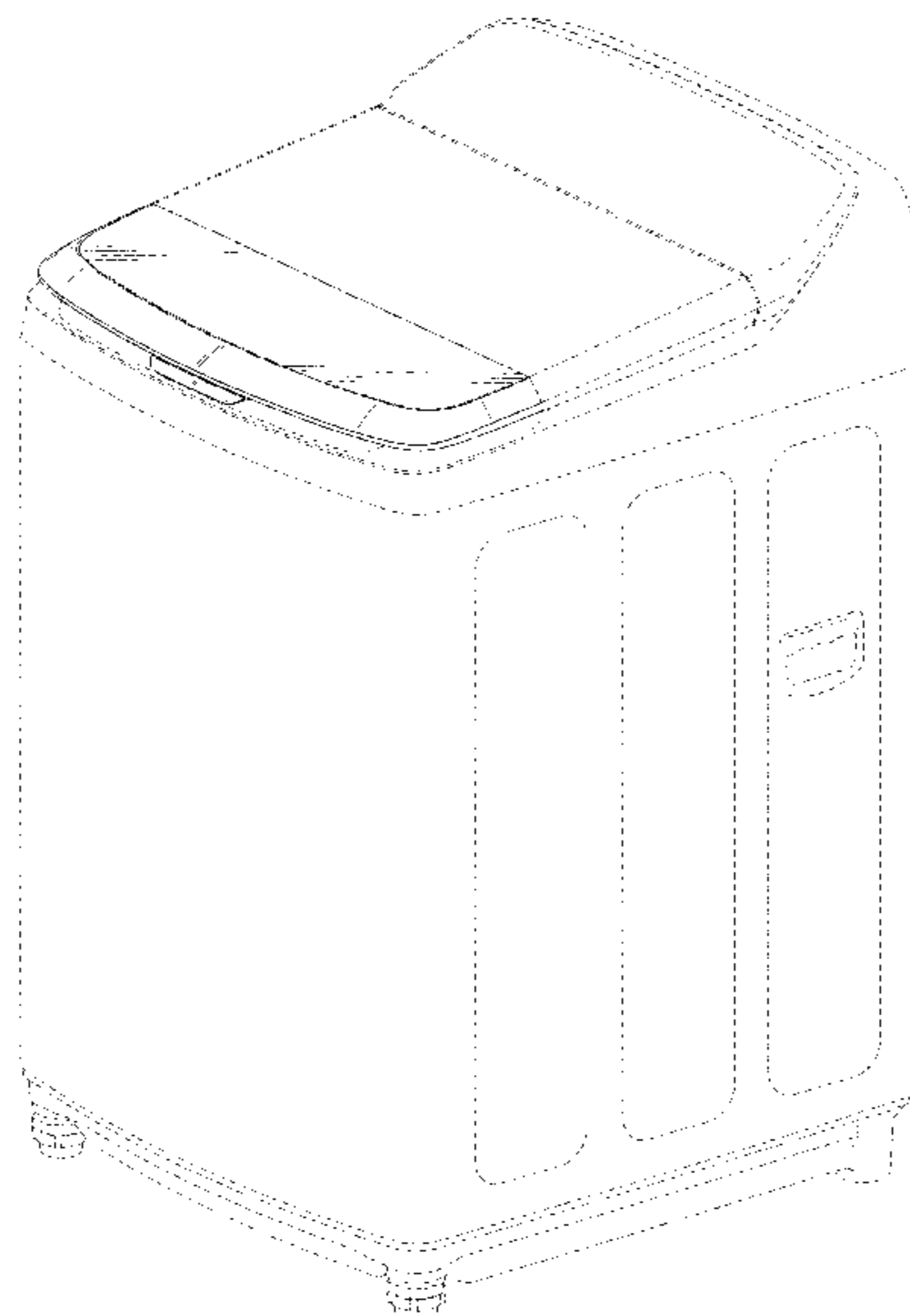


FIG. 1

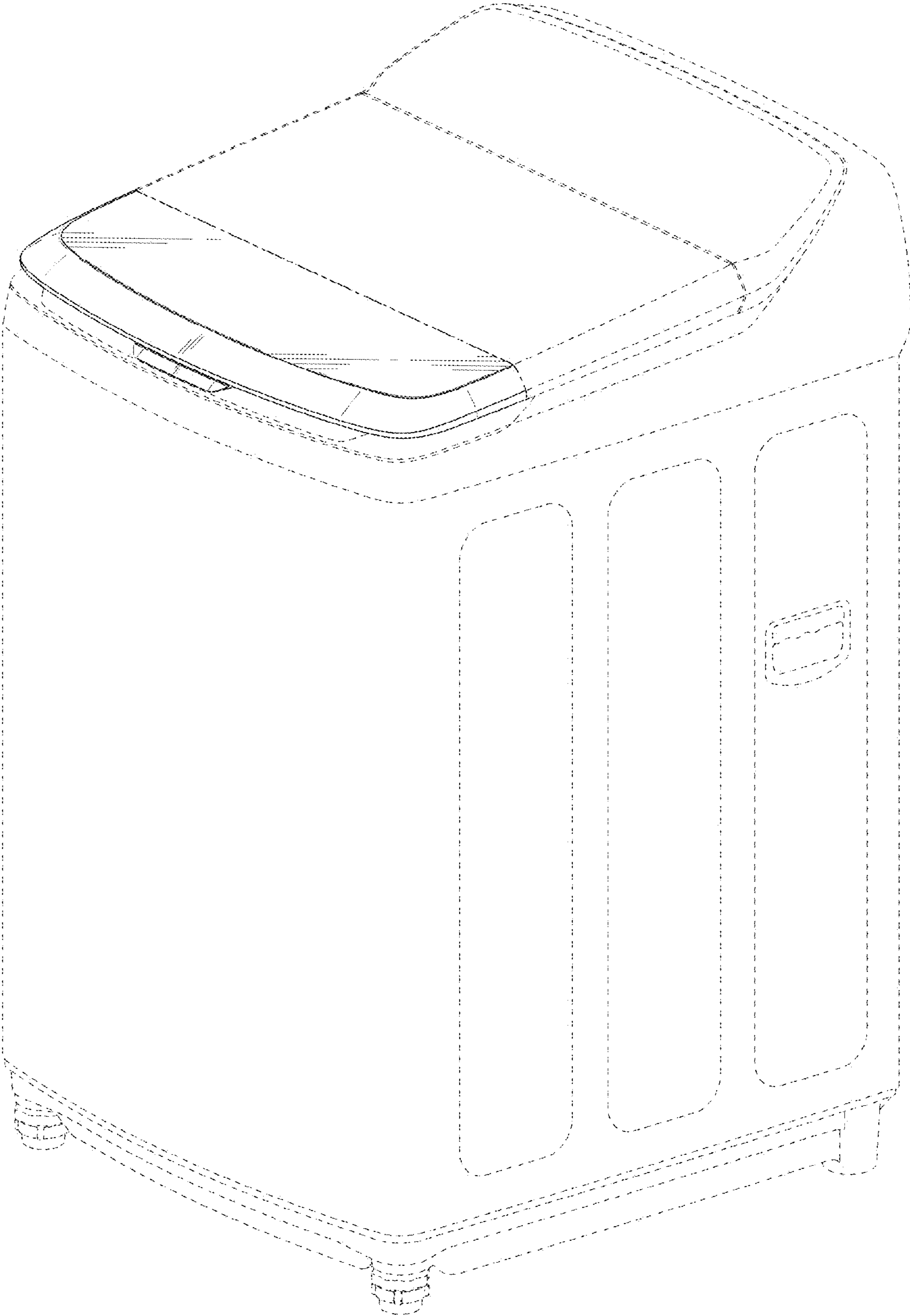


FIG. 2



FIG. 3




FIG. 4




FIG. 5




FIG. 6

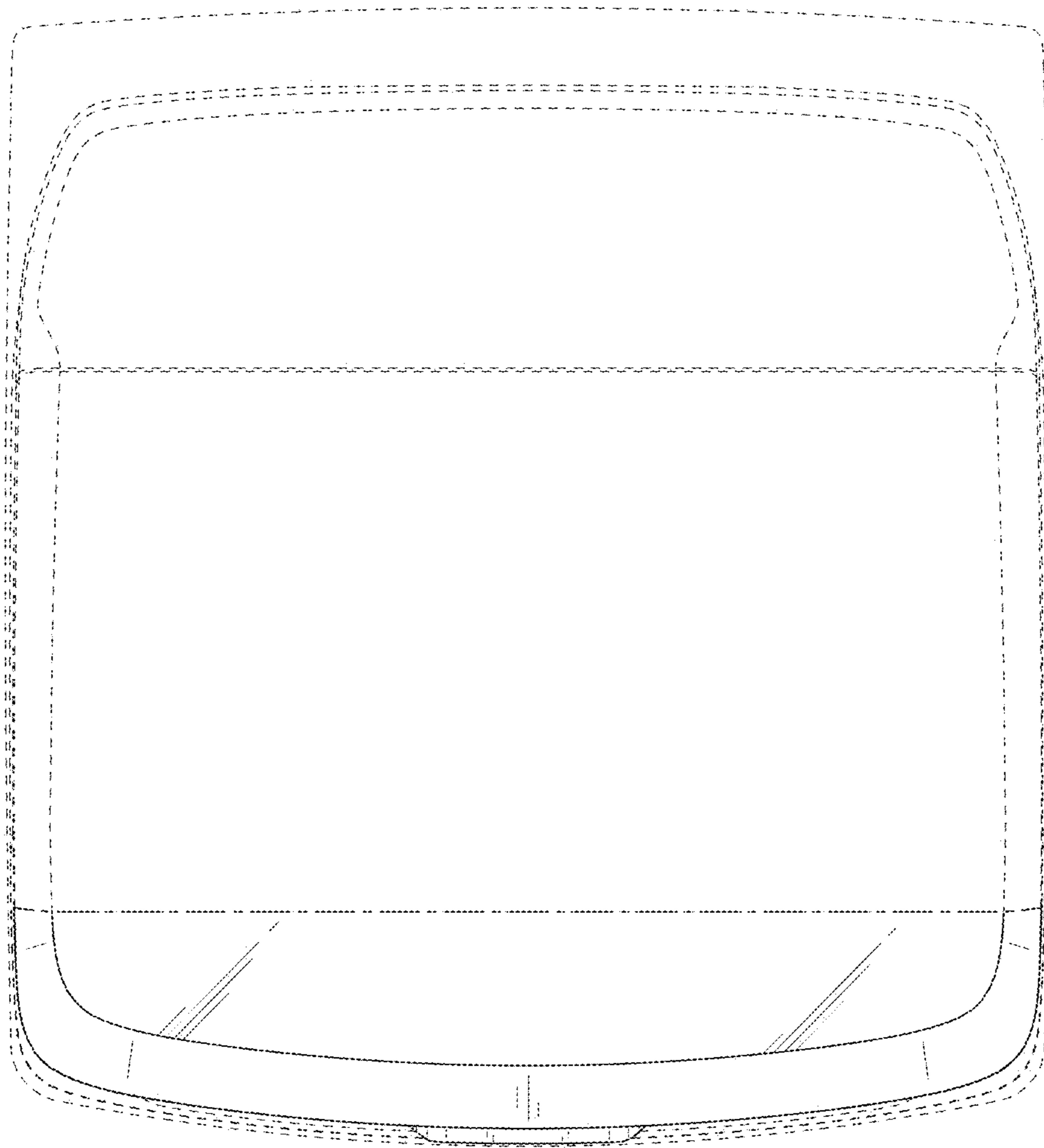


FIG. 7

