



US00D887085S

(12) **United States Design Patent** (10) **Patent No.:** **US D887,085 S**
Lin (45) **Date of Patent:** **** Jun. 9, 2020**

(54) **COSMETIC CASE**

(71) Applicant: **LIBO COSMETICS CO., LTD.**,
Changhua County (TW)

(72) Inventor: **Hsiao-Yun Lin**, Changhua County
(TW)

(73) Assignee: **LIBO COSMETICS CO., LTD.**,
Lukang Township, Changhua County
(TW)

(**) Term: **15 Years**

(21) Appl. No.: **29/661,958**

(22) Filed: **Aug. 31, 2018**

(51) **LOC (12) Cl.** **28-03**

(52) **U.S. Cl.**
USPC **D28/83**

(58) **Field of Classification Search**
USPC D28/9, 13, 18-19, 35, 73, 76-84, 99;
D9/414, 420, 424, 426, 428, 430, 651
CPC .. A47B 81/00; A47G 29/08; A45D 2033/001;
A45D 33/003; A45D 33/006-008; A45D
33/22; A45D 33/24; A45D 33/26; A45D
33/28; A45D 34/00; A45D 34/06
See application file for complete search history.

(56) **References Cited**

U.S. PATENT DOCUMENTS

D93,317 S *	9/1934	Zell	D28/78
D221,520 S *	8/1971	Plummer	D9/529
D292,066 S *	9/1987	Rodriguez Gazulla	D28/91.1
D298,070 S *	10/1988	Ferrari	D28/76
D301,641 S *	6/1989	Trabattoni	D28/79
D309,511 S *	7/1990	Bertlin	D28/78
D356,396 S *	3/1995	Chen	D28/79
D381,469 S *	7/1997	Bertolini	D28/76
D685,133 S *	6/2013	Yamamoto	D28/81
D718,905 S *	12/2014	Matsuishi	D28/83

D718,906 S *	12/2014	Matsuishi	D28/83
D726,967 S *	4/2015	Komai	D28/87
2009/0044826 A1 *	2/2009	Eng	A45D 33/008 132/295

OTHER PUBLICATIONS

Libo Cosmetics Group Instagram Photos and Videos, retrieved on Aug. 23, 2019, retrieved from the Internet URL: <https://www.instagram.com/libocosmetics/?hl=en>.*

* cited by examiner

Primary Examiner — Jennifer Rivard

Assistant Examiner — Alison M Ofstun

(74) *Attorney, Agent, or Firm* — Muncy, Geissler, Olds & Lowe, P.C.

(57) **CLAIM**

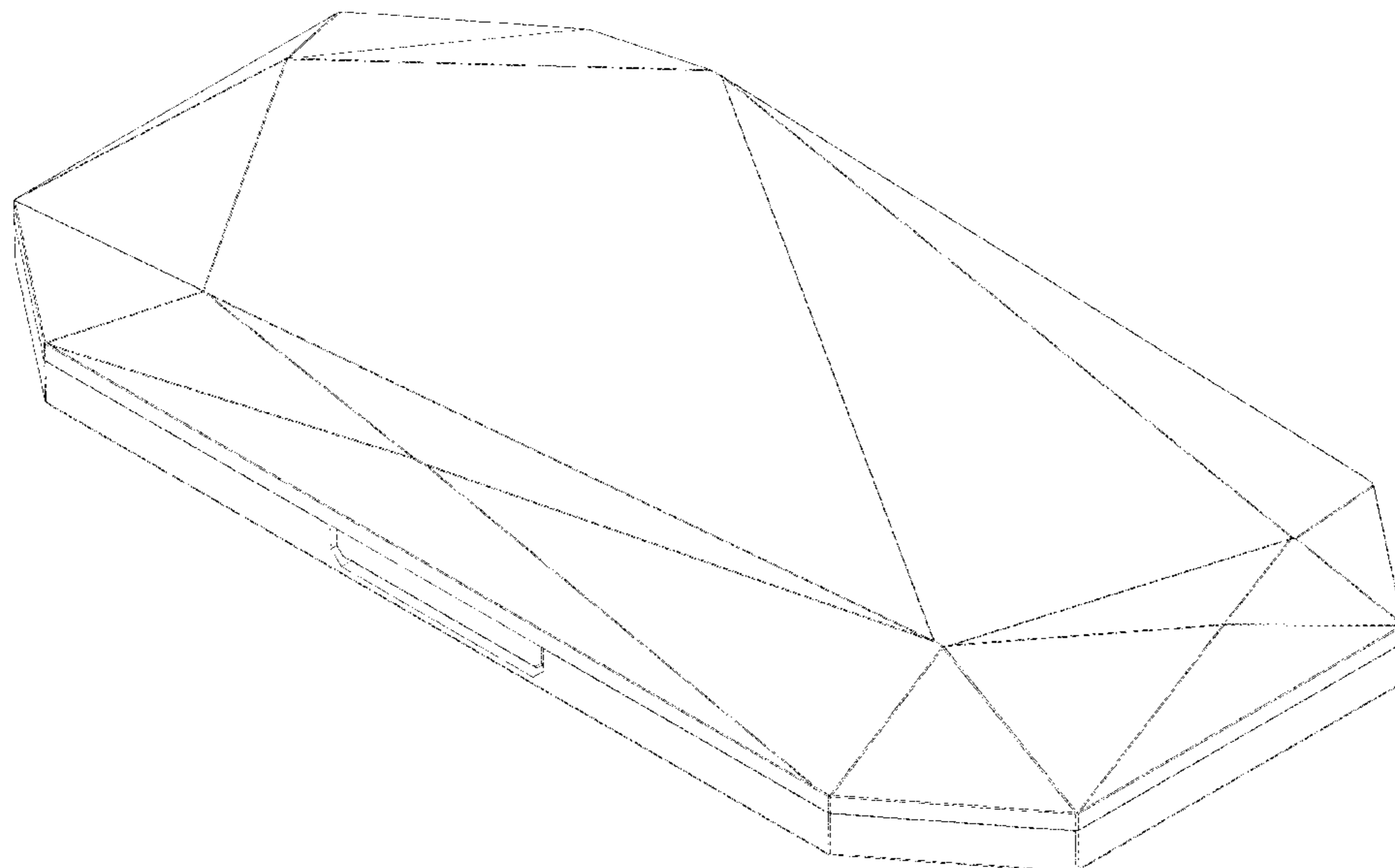
The ornamental design for a cosmetic case, as shown and described.

DESCRIPTION

FIG. 1 is a front, top, right side isometric view of a cosmetic case showing my new design;
FIG. 2 is a top view thereof;
FIG. 3 is a bottom view thereof;
FIG. 4 is a right side view thereof;
FIG. 5 is a left side view thereof;
FIG. 6 is a front view thereof; and,
FIG. 7 is a rear view thereof.

The broken lines illustrate portions of the cosmetic case which form no part of the claimed design. In FIG. 7, the two horizontal lines located on each side of the rear view, between the circular elements and the central hinge element, are flush with the surrounding surface.

1 Claim, 5 Drawing Sheets



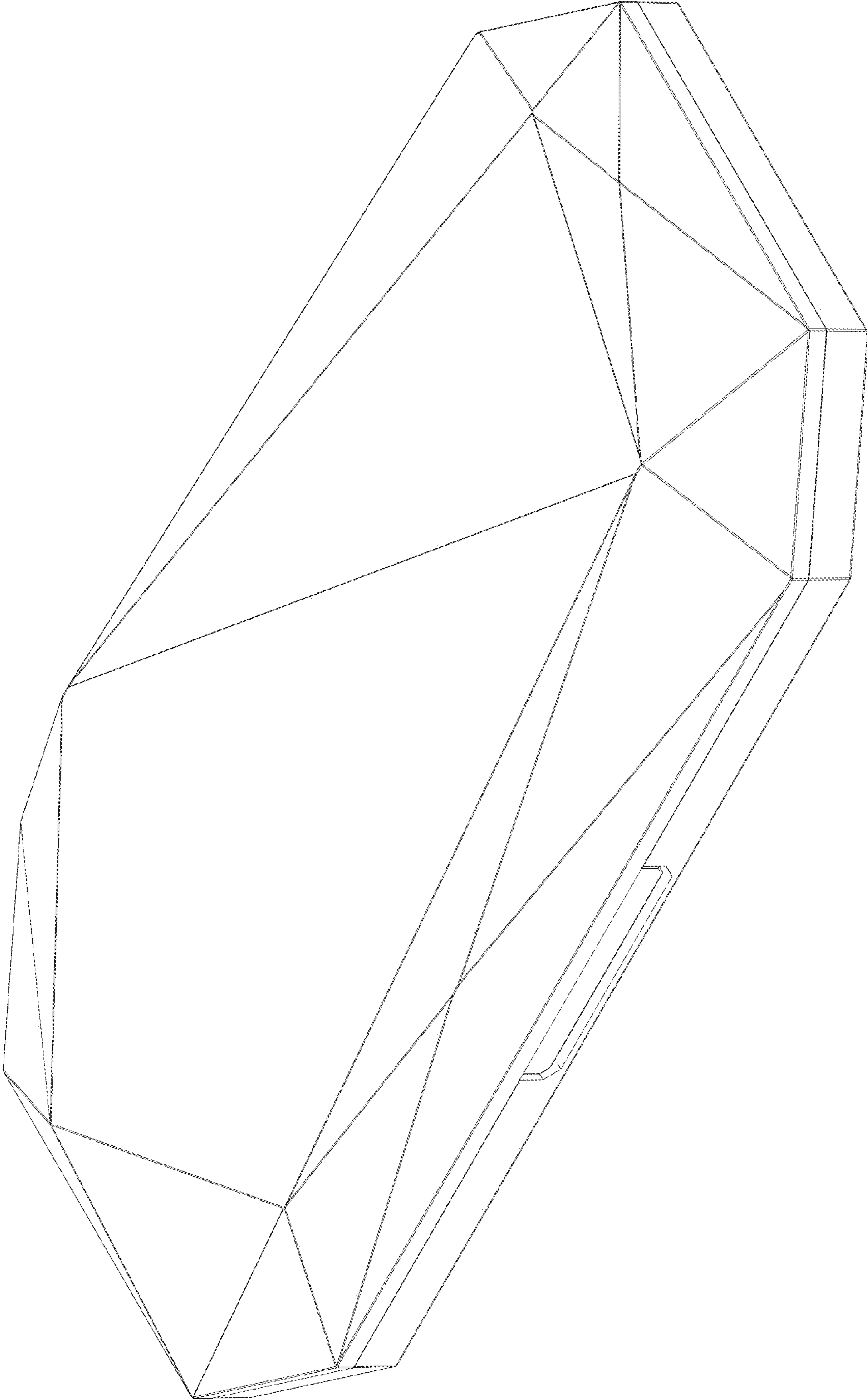


FIG. 1

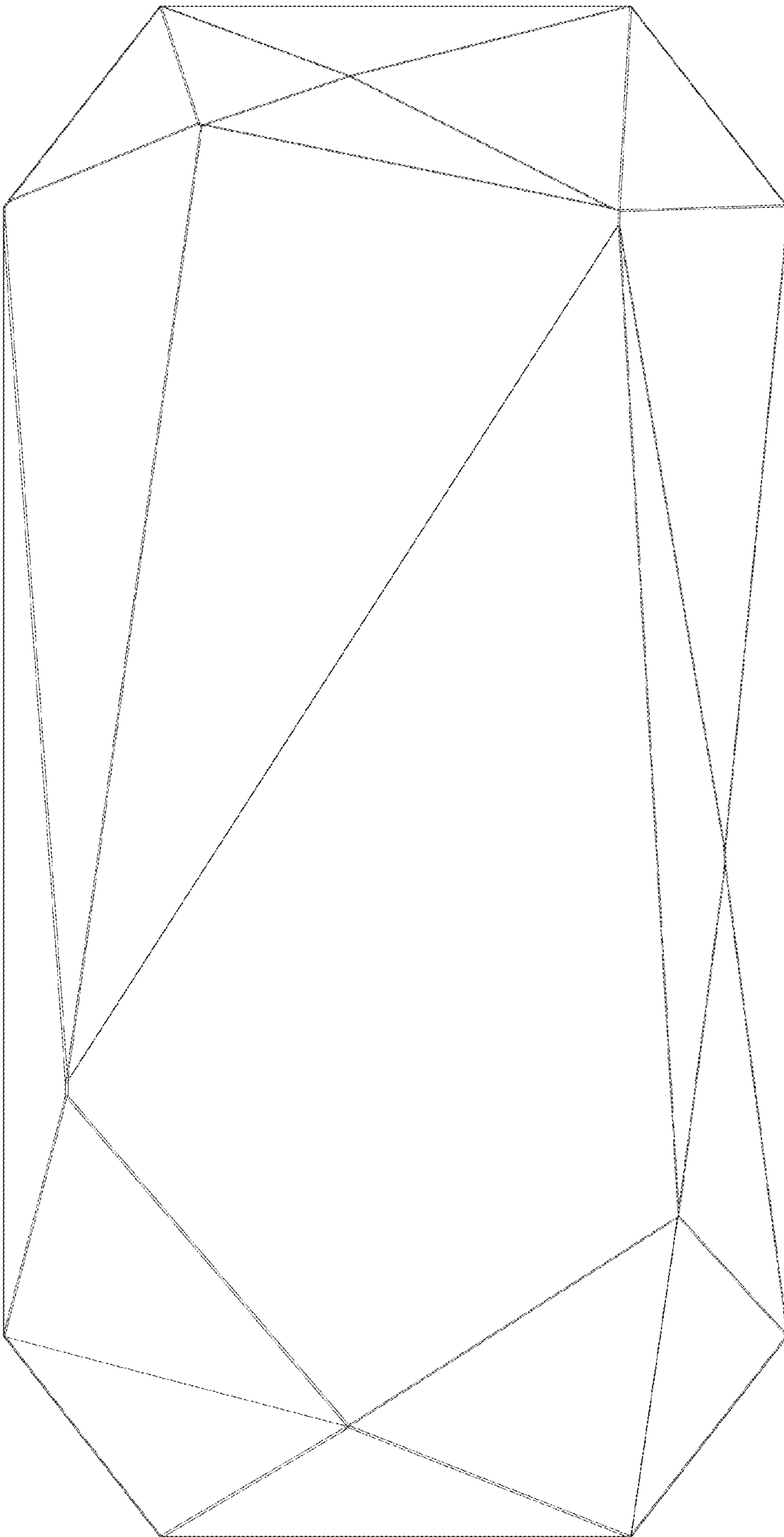


FIG. 2

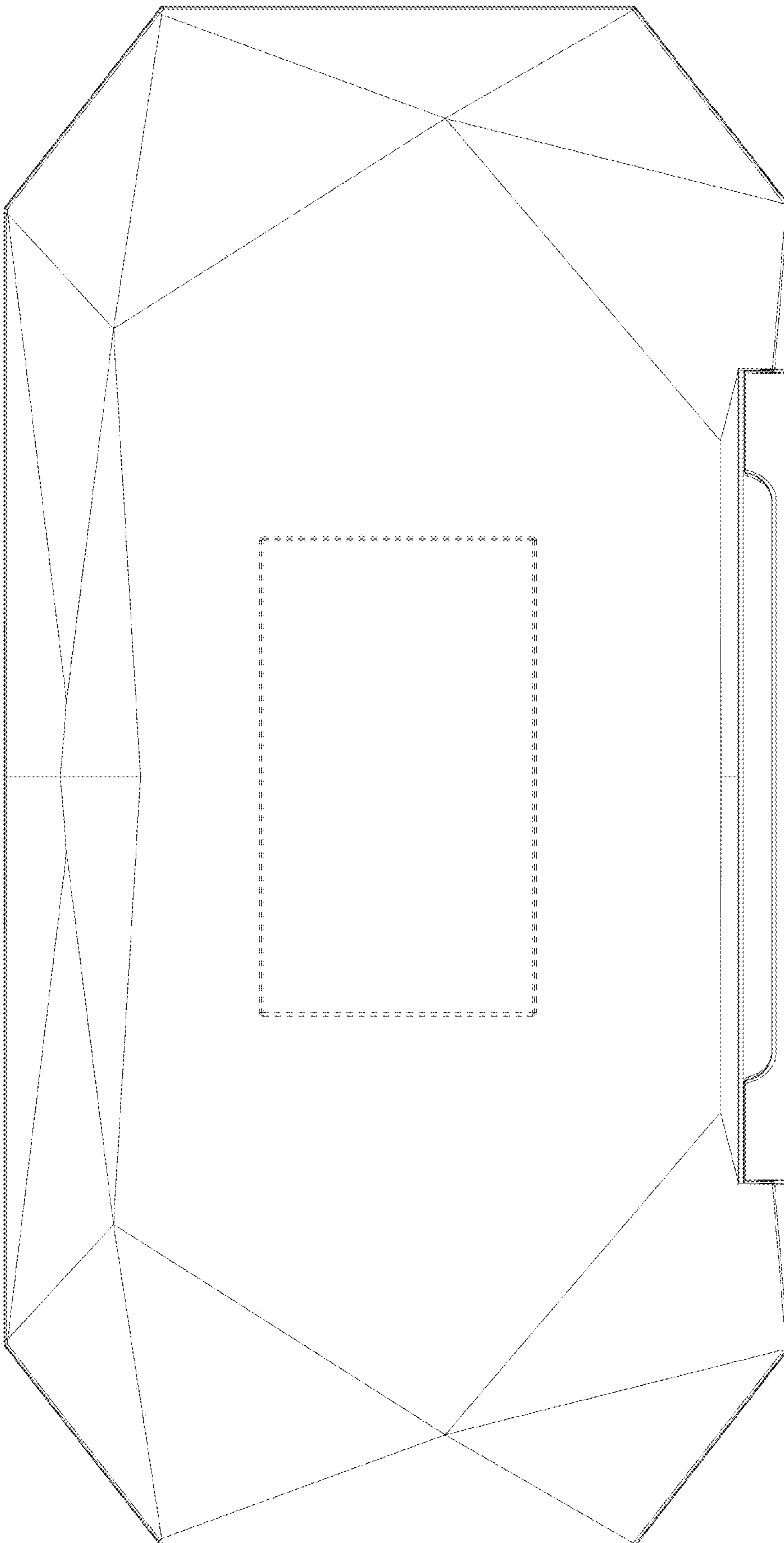


FIG. 3

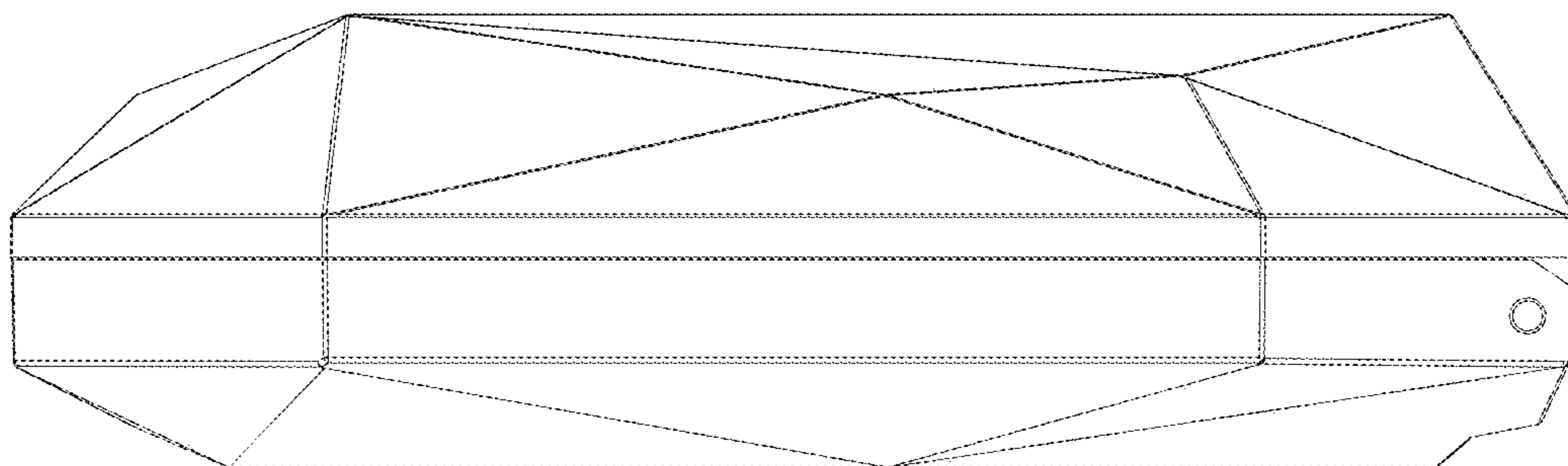


FIG. 4

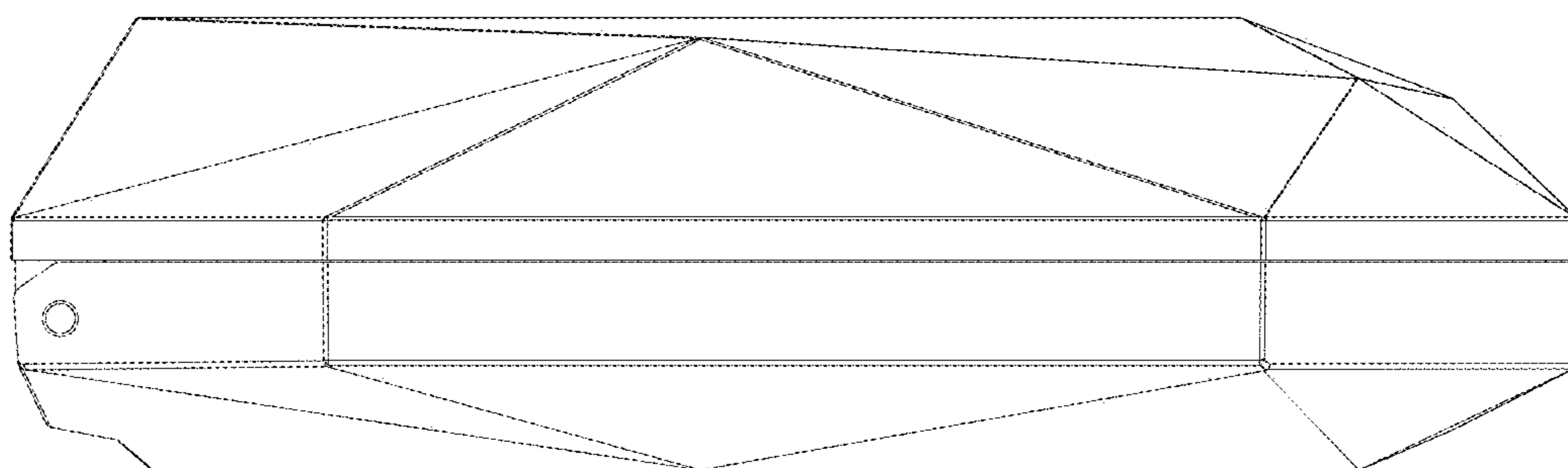


FIG. 5

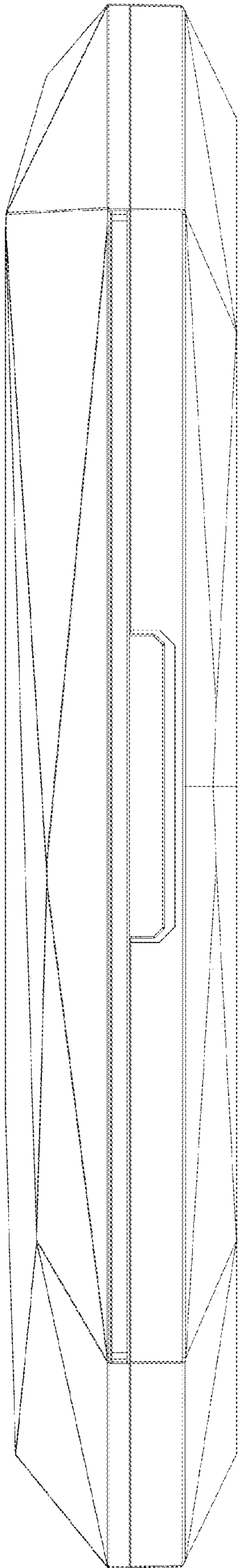


FIG. 6

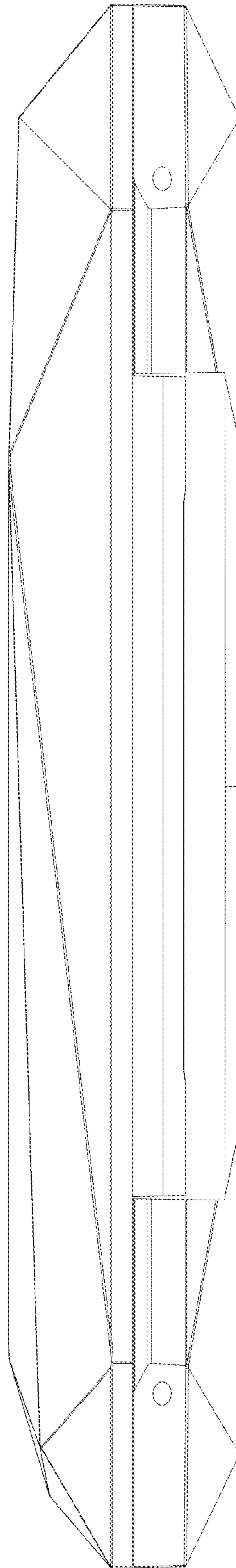


FIG. 7