



US00D887083S

(12) **United States Design Patent**
Luo

(10) **Patent No.:** **US D887,083 S**
(45) **Date of Patent:** **** Jun. 9, 2020**

(54) **NAIL FILE**
(71) Applicant: **Shenzhen Hongwang Nicemay Electric Co., Ltd**, Shenzhen (CN)
(72) Inventor: **Dewei Luo**, Shenzhen (CN)
(73) Assignee: **Shenzhen Hongwang Nicemay Electric Co. Ltd**, Shenzhen (CN)

8,563,904 B2 * 10/2013 Cho H05B 1/0252
219/494
D751,762 S * 3/2016 Hollinger D28/58
D781,496 S * 3/2017 Butler D28/58
2011/0226268 A1 * 9/2011 Filonczuk A45D 29/05
132/73.6
2015/0150353 A1 * 6/2015 Yiu A45D 29/14
132/75.6
2019/0307225 A1 * 10/2019 Yang A45D 34/042

(**) Term: **15 Years**
(21) Appl. No.: **29/685,351**
(22) Filed: **Mar. 28, 2019**

* cited by examiner

Primary Examiner — Jennifer Rivard

(30) **Foreign Application Priority Data**

(57) **CLAIM**

The ornamental design for a nail file, as shown and described.

Nov. 12, 2018 (CN) 2018 3 0639548
(51) **LOC (12) Cl.** **28-03**
(52) **U.S. Cl.**
USPC **D28/59**; D28/58
(58) **Field of Classification Search**
USPC D28/56–59
CPC A45D 29/04; A45D 29/05; A45D 29/06;
A45D 29/11–14; A45D 2029/045; A45D
29/007; A45D 29/18
See application file for complete search history.

DESCRIPTION

FIG. 1 is a perspective view of a nail file showing my new design;
FIG. 2 is another perspective view thereof;
FIG. 3 is a front elevational view thereof;
FIG. 4 is a rear elevational view thereof;
FIG. 5 is a left side elevational view thereof;
FIG. 6 is a right side elevational view thereof;
FIG. 7 is a top plan view thereof;
FIG. 8 is a bottom plan view thereof; and,
FIG. 9 is a perspective view of the nail file with a lid in a closed configuration.


The broken lines in the drawings are for the purpose of illustrating portions of the nail file that form no part of the claimed design.

(56) **References Cited**

U.S. PATENT DOCUMENTS

5,762,077 A * 6/1998 Griffiths, Jr. A45D 29/007
132/318
D572,864 S * 7/2008 Rieser D28/59

1 Claim, 9 Drawing Sheets



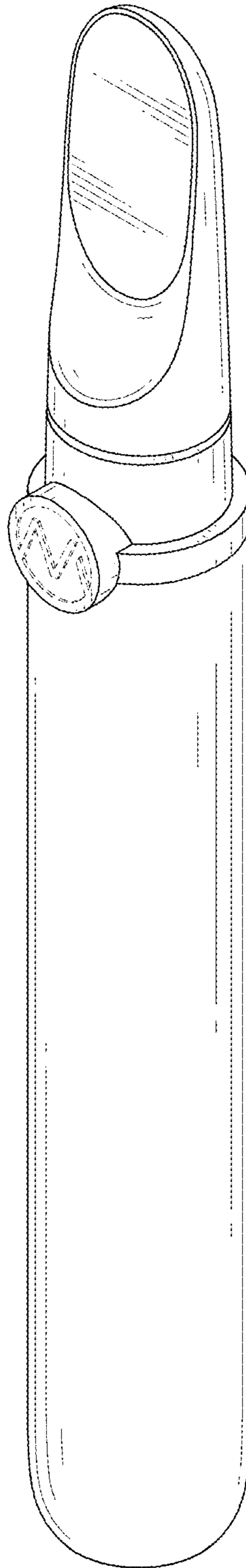


FIG. 1




FIG. 2




FIG. 3




FIG. 4




FIG. 5




FIG. 6

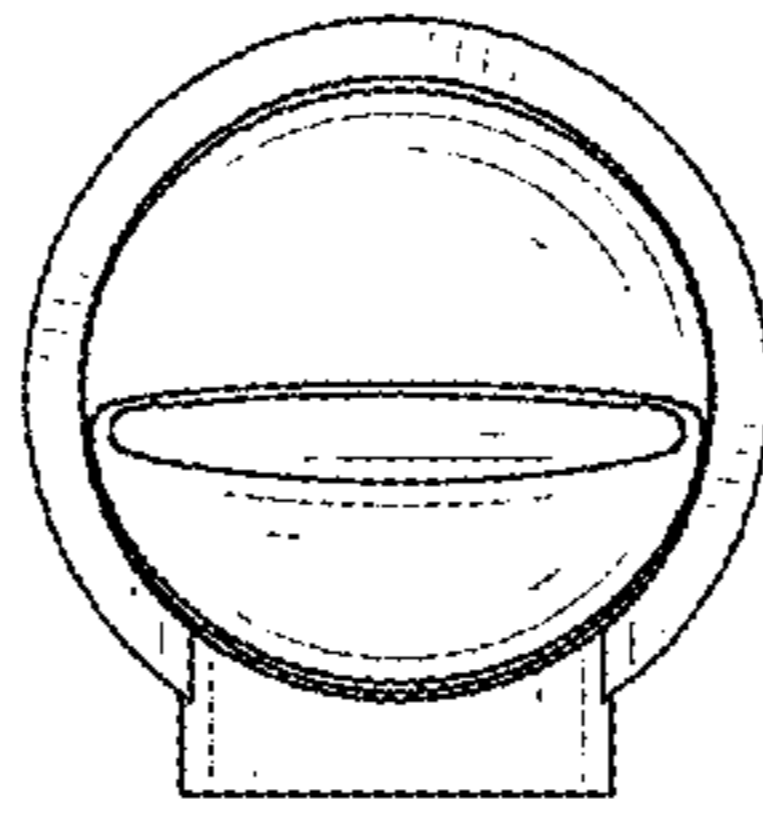


FIG. 7

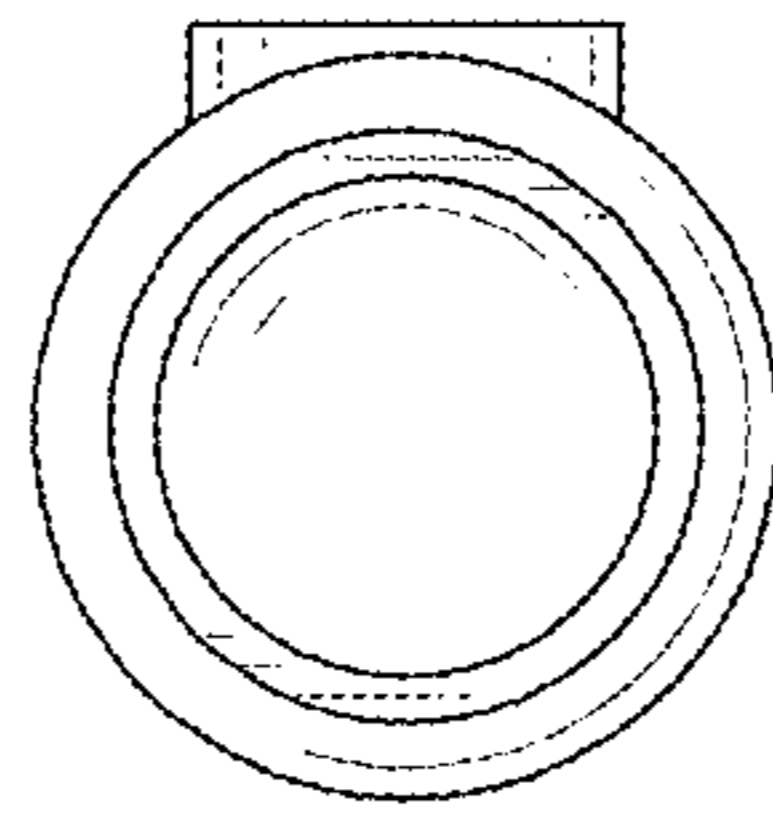


FIG. 8

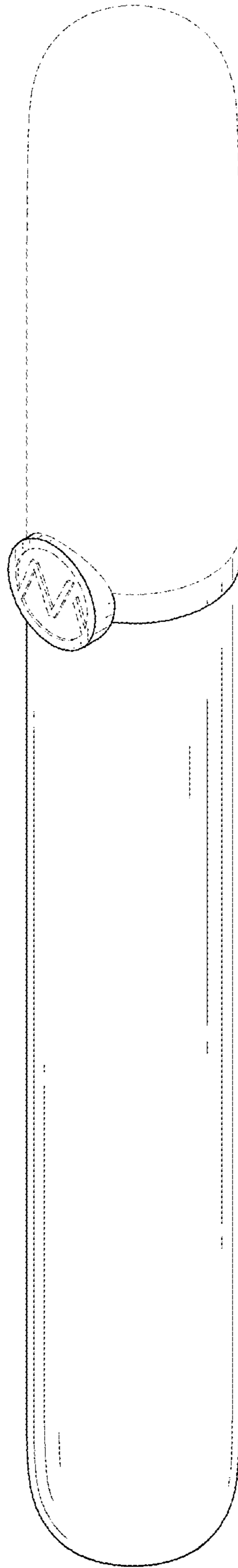


FIG. 9