



US00D887082S

(12) **United States Design Patent**  
**Zaremba**

(10) **Patent No.:** **US D887,082 S**

(45) **Date of Patent:** **\*\* Jun. 9, 2020**

(54) **RAZOR HANDLE**

(71) Applicant: **Harry's, Inc.**, New York, NY (US)

(72) Inventor: **Francis Zaremba**, Brooklyn, NY (US)

(73) Assignee: **Harry's, Inc.**, New York, NY (US)

(\*\*) Term: **15 Years**

(21) Appl. No.: **29/660,929**

(22) Filed: **Aug. 23, 2018**

(51) **LOC (12) Cl.** ..... **28-03**

(52) **U.S. Cl.**  
USPC ..... **D28/48**

(58) **Field of Classification Search**

USPC ..... D28/46-48, 49-51; D7/395, 401.2  
CPC ... B26B 21/00; B26B 21/08; B26B 21/14-38;  
B26B 21/40; B26B 21/4006; B26B  
21/4012-4031; B26B 21/4037; B26B  
21/405-4056; B26B 21/4062; B26B  
21/4068-4075; B26B 21/48; B26B  
21/52-528

See application file for complete search history.

(56) **References Cited**

**U.S. PATENT DOCUMENTS**

D636,531 S \* 4/2011 Wilson ..... D28/46  
D700,995 S \* 3/2014 Lee ..... D28/48  
D700,996 S \* 3/2014 Lee ..... D28/48  
D710,056 S \* 7/2014 Martin ..... D28/48  
D739,604 S \* 9/2015 Christie ..... D28/48  
D768,929 S \* 10/2016 Go ..... D28/48  
D802,212 S \* 11/2017 Bae ..... D28/48  
D822,279 S \* 7/2018 Newman ..... D28/48

D822,902 S \* 7/2018 Shin ..... D28/48  
D824,102 S \* 7/2018 Go ..... D28/48  
D827,201 S \* 8/2018 Go ..... D28/48  
D829,993 S \* 10/2018 Hage ..... D28/48  
D857,991 S \* 8/2019 Atlason ..... D28/48

\* cited by examiner

*Primary Examiner* — Jennifer Rivard

(74) *Attorney, Agent, or Firm* — Florek & Endres PLLC

(57) **CLAIM**

I claim ornamental design for a razor handle, as shown and described.

**DESCRIPTION**

FIG. 1 is a perspective view of the razor handle of the present invention.

FIG. 2 is a bottom plan view of the razor handle of the present invention.

FIG. 3 is a top plan view of the razor handle of the present invention.

FIG. 4 is a right side elevation of the razor handle of the present invention.

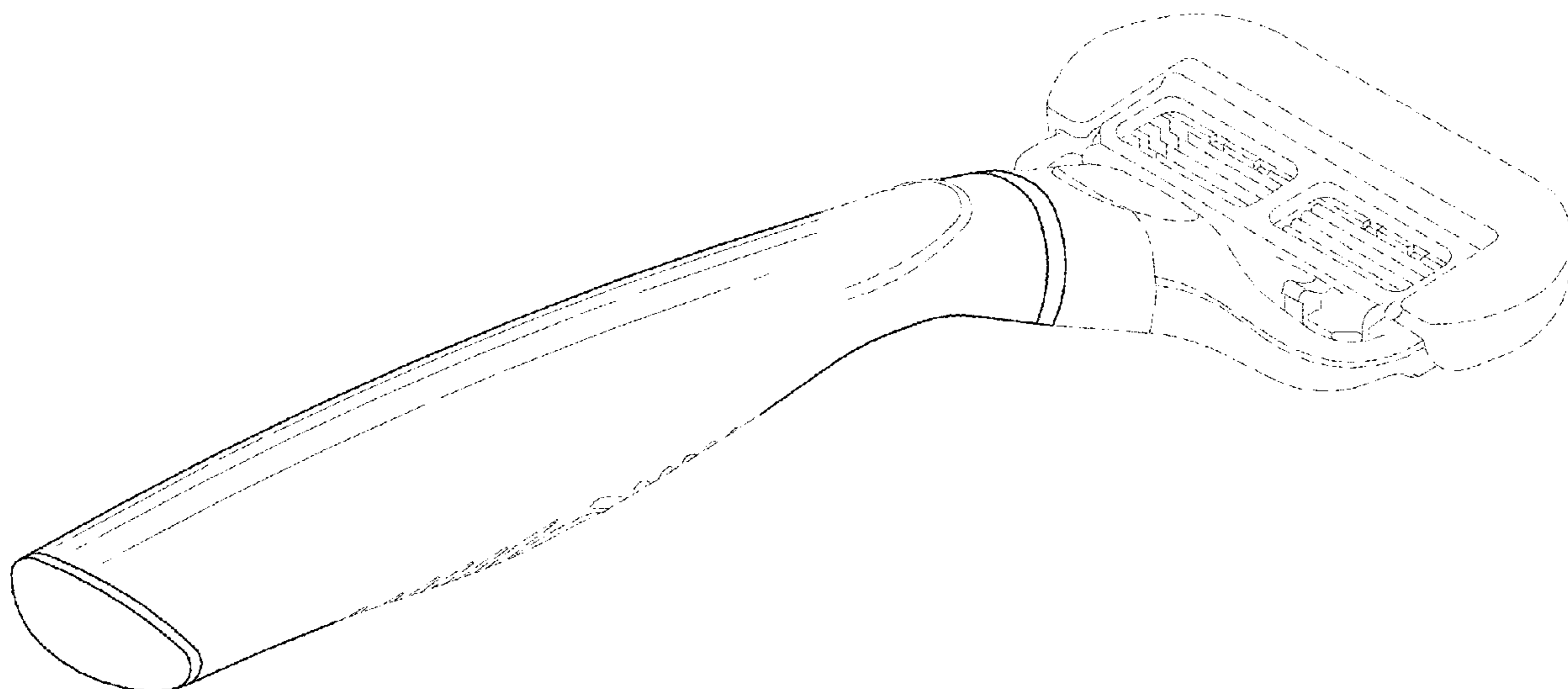
FIG. 5 is a left side elevation of the razor handle of the present invention.

FIG. 6 is a rear elevation of the razor handle of the present invention; and,

FIG. 7 is a front elevation of the razor handle of the present invention.

The broken line cartridge illustrates the environment, while the remaining broken lines illustrate portions of the razor handle. None of the broken lines of the disclosure form part of the claimed design.

**1 Claim, 7 Drawing Sheets**



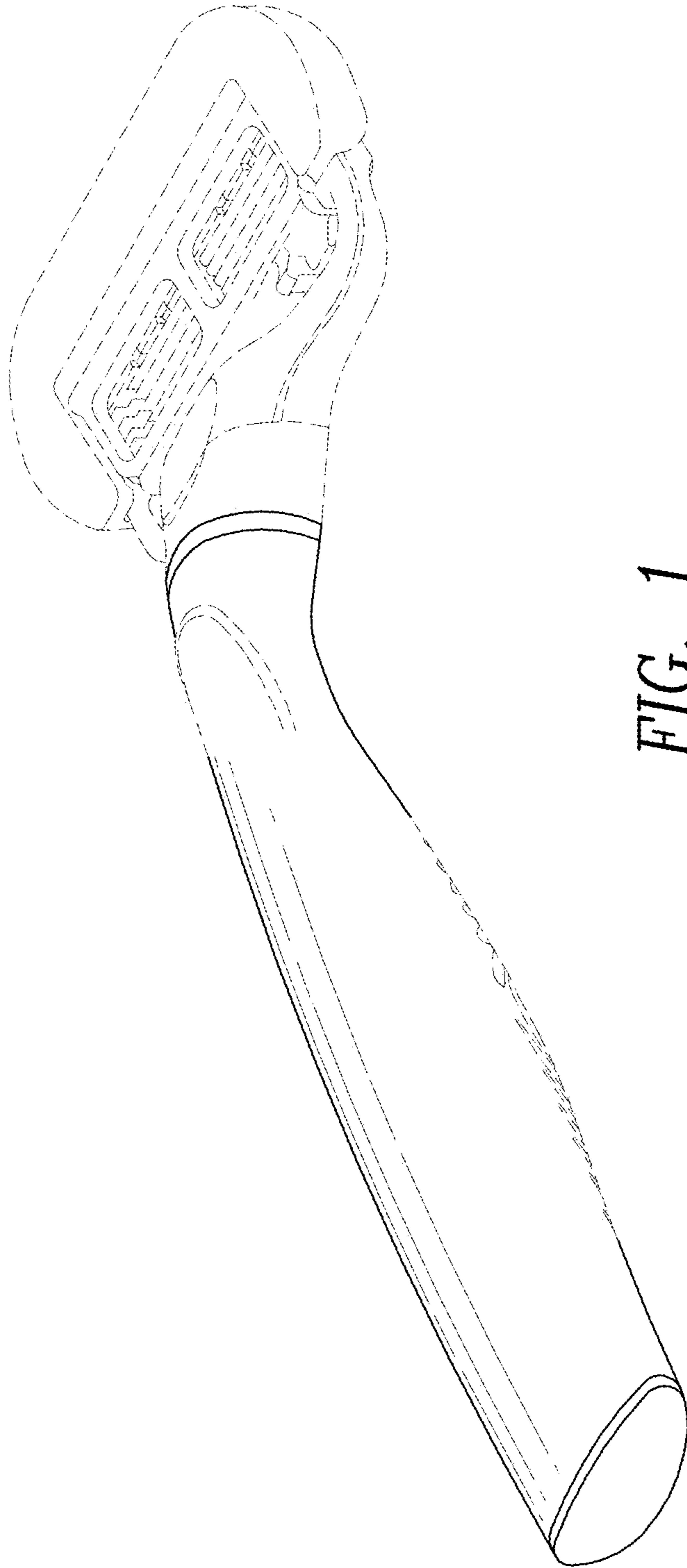


FIG. 1

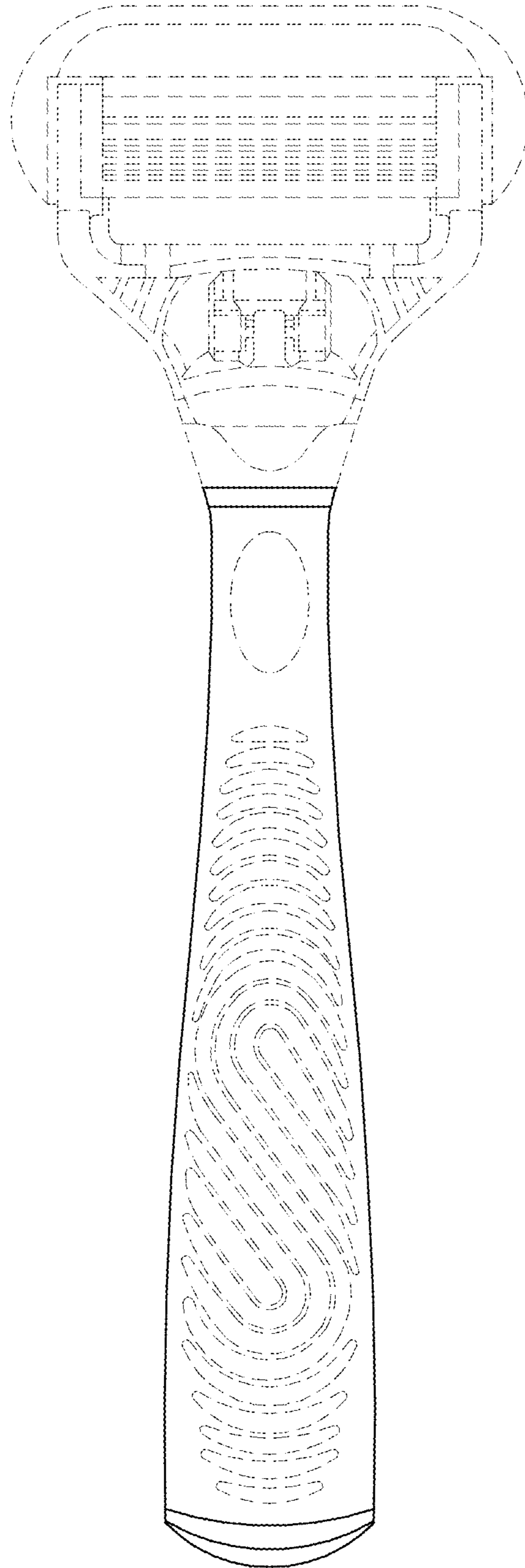


FIG. 2

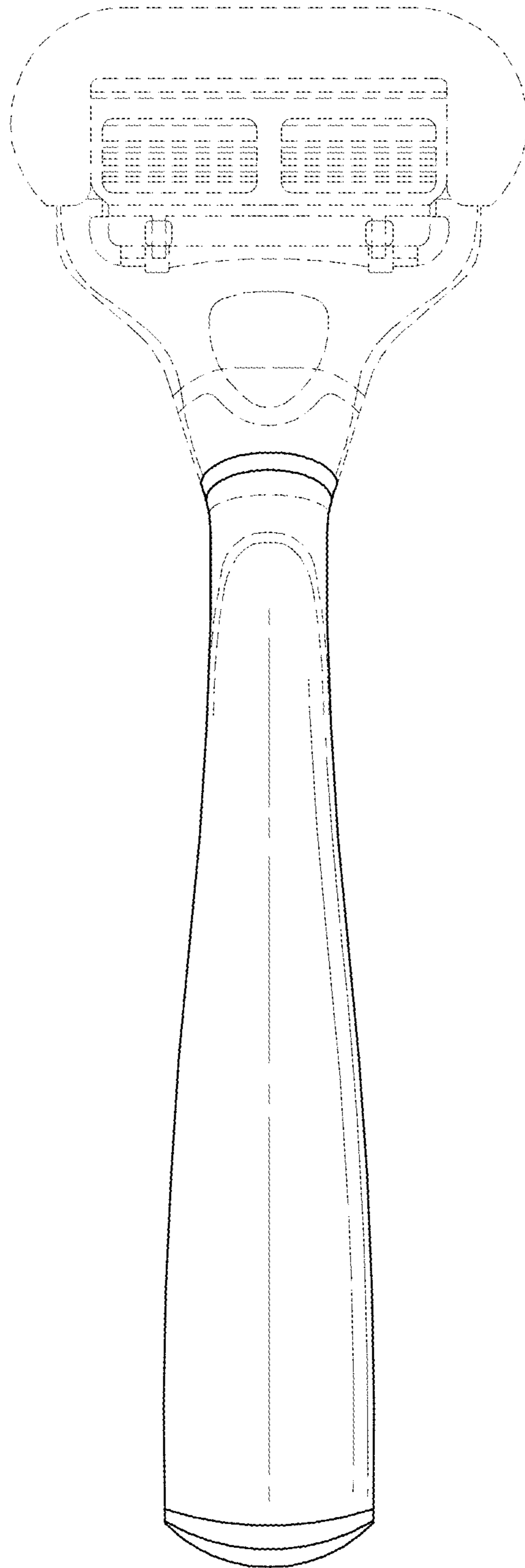


FIG. 3

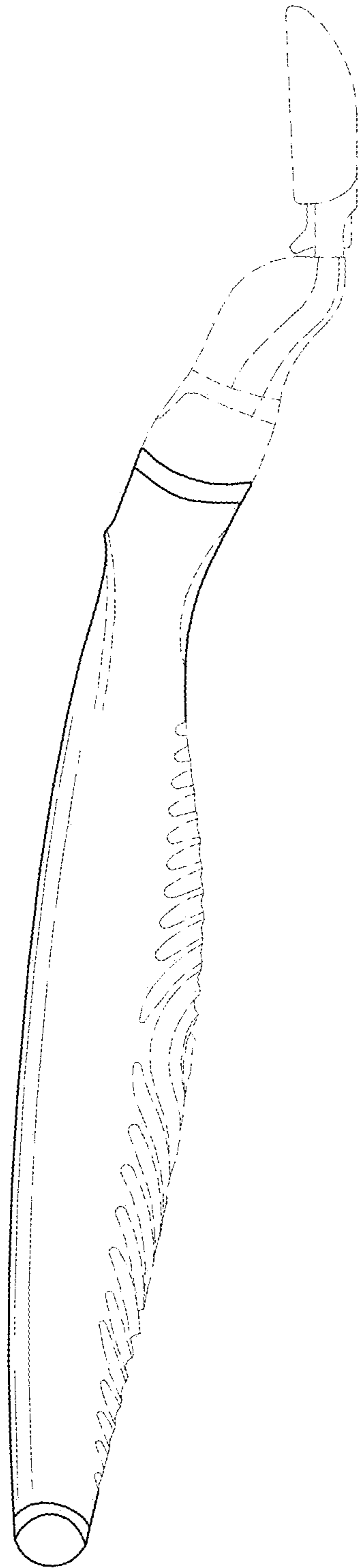

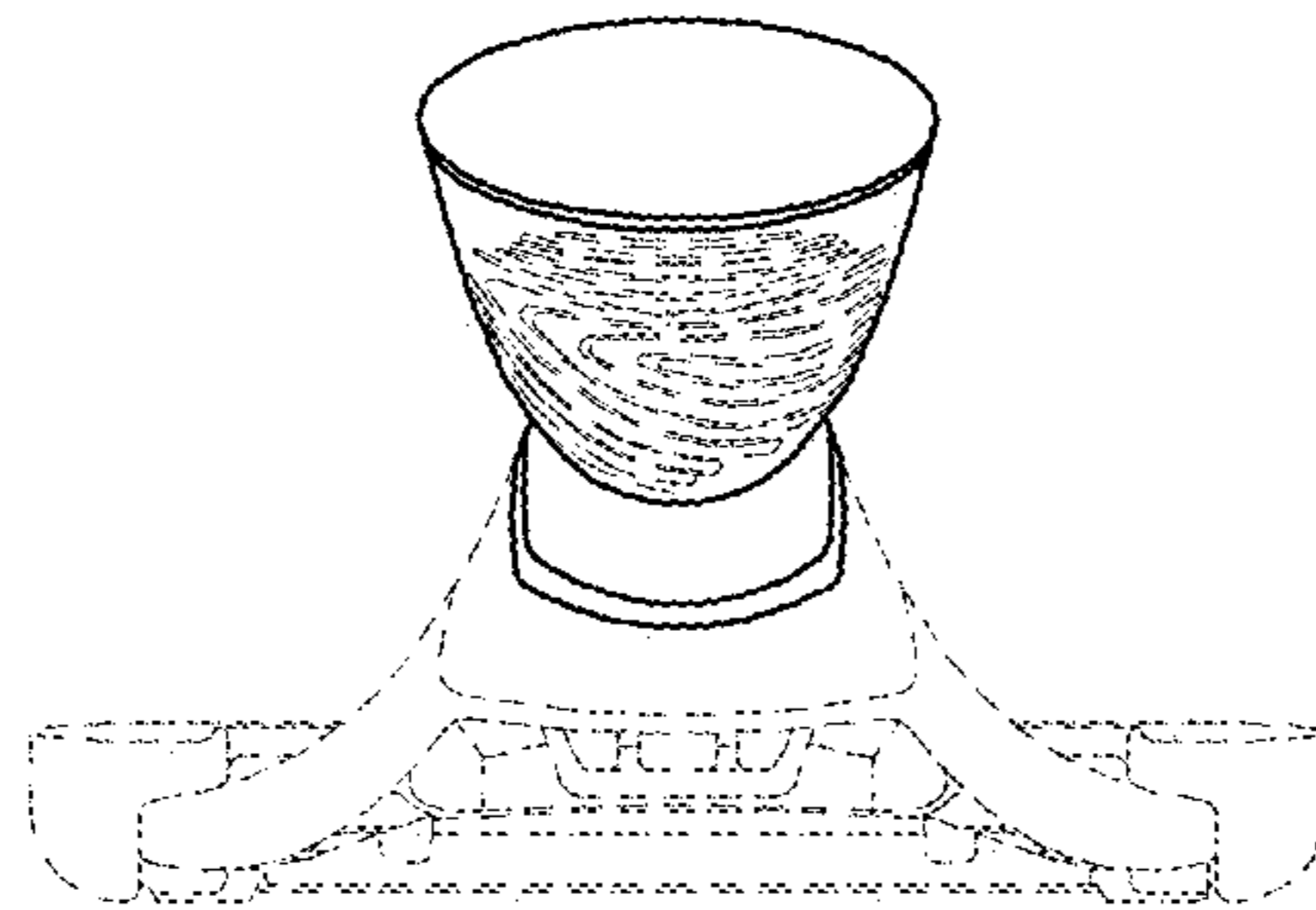


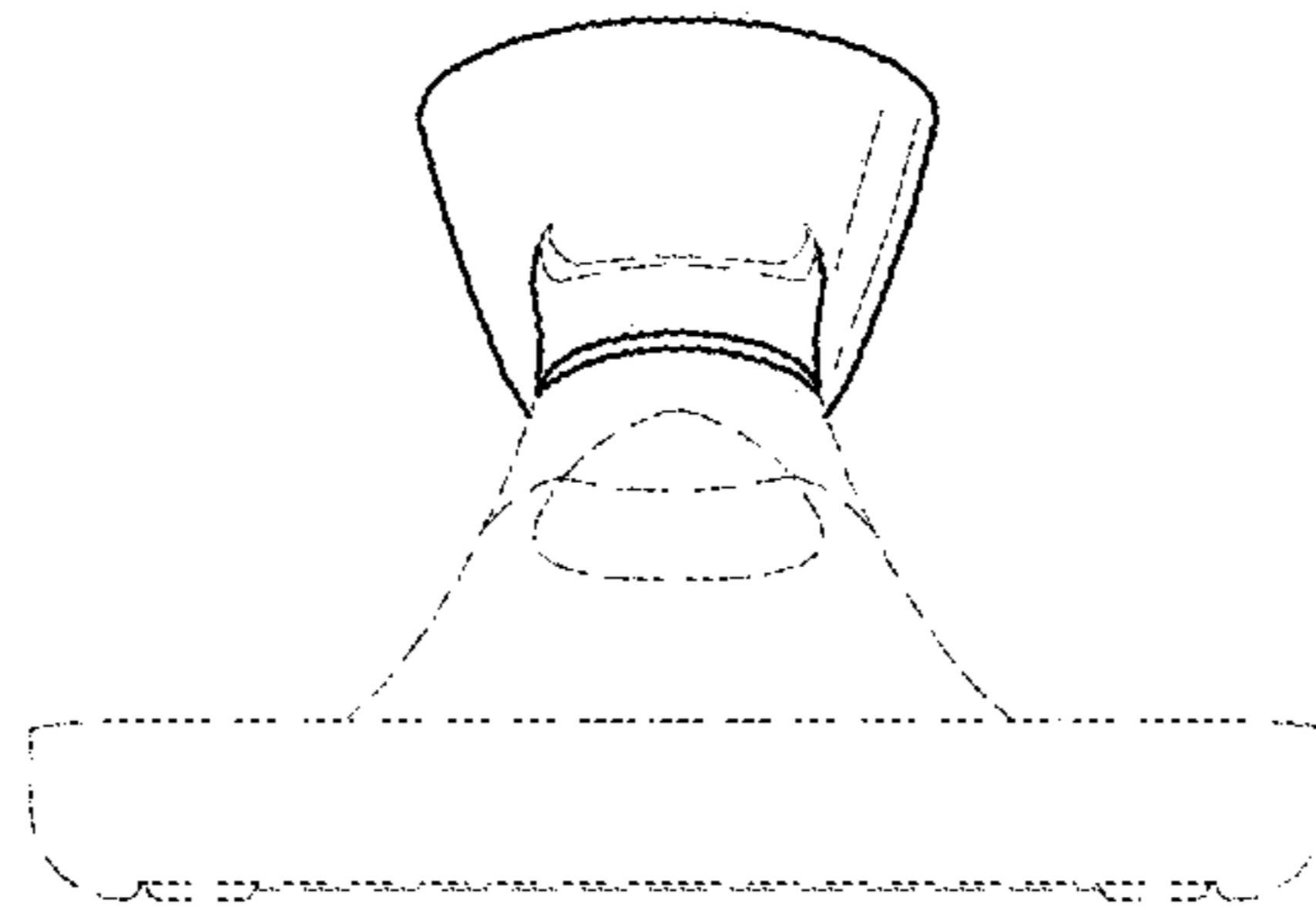
FIG. 4



*FIG. 5*



*FIG. 6*



*FIG. 7*