



US00D887070S

(12) **United States Design Patent** (10) **Patent No.:** **US D887,070 S**
Vuorivirta et al. (45) **Date of Patent:** **** Jun. 9, 2020**

(54) **LAMP**

(71) Applicant: **Inter IKEA Systems B.V.**, LN Delft (NL)

(72) Inventors: **Iina Pauliina Vuorivirta**, Helsingborg (FI); **Andreas Fredriksson**, Älmhult (SE)

(73) Assignee: **INTER IKEA SYSTEMS B.V.**, Delft (NL)

(**) Term: **15 Years**

(21) Appl. No.: **29/721,810**

(22) Filed: **Jan. 23, 2020**

Related U.S. Application Data

(62) Division of application No. 29/660,510, filed on Aug. 21, 2018, now Pat. No. Des. 879,357.

Foreign Application Priority Data

Feb. 23, 2018 (EM) 004723336

(51) **LOC (12) Cl.** **26-05**

(52) **U.S. Cl.**
USPC **D26/104**

(58) **Field of Classification Search**

USPC D26/1, 24, 40, 88, 93, 96, 104, 105, 106, D26/107, 108, 109, 110, 128; D14/172, D14/188, 496, 509

CPC F21S 6/00; F21S 6/002; F21S 6/003; F21S 6/004; F21S 6/005; F21S 6/006; F21S 6/007; F21S 8/035; F21S 8/063; F21V 15/01; F21V 15/012; F21V 21/06; F21V 21/08; F21V 33/00; F21V 33/0024; F21V 33/0048; F21V 33/0056; F21W 2131/30; F21W 2131/40; F21W 2131/301

See application file for complete search history.

(56) **References Cited**

U.S. PATENT DOCUMENTS

D369,430 S *	4/1996	Huang	D26/106
D393,917 S *	4/1998	Hutton	D26/106
D420,165 S *	2/2000	Chiu	D26/112
D587,393 S *	2/2009	Lin	D26/93
D609,390 S *	2/2010	Sabernig	D26/93
D609,850 S *	2/2010	Chiu	D26/93
D647,242 S *	10/2011	Staples	D26/93
D650,510 S *	12/2011	Jensen	D26/93
D664,283 S *	7/2012	Sofield	D26/93
D738,561 S *	9/2015	Ellis	D26/110
D765,304 S *	8/2016	Laviani	D26/110
D790,108 S *	6/2017	Starck	D26/93
D790,109 S *	6/2017	Starck	D26/93

(Continued)

Primary Examiner — Wan Laymon

Assistant Examiner — Clint A Samuel

(74) *Attorney, Agent, or Firm* — Tucker Ellis LLP

(57) **CLAIM**

The ornamental design for a lamp, as shown and described.

DESCRIPTION

FIG. 1 is a perspective view of a lamp showing our new design;

FIG. 2 is a front view thereof;

FIG. 3 is a rear view thereof;

FIG. 4 is a right side view thereof;

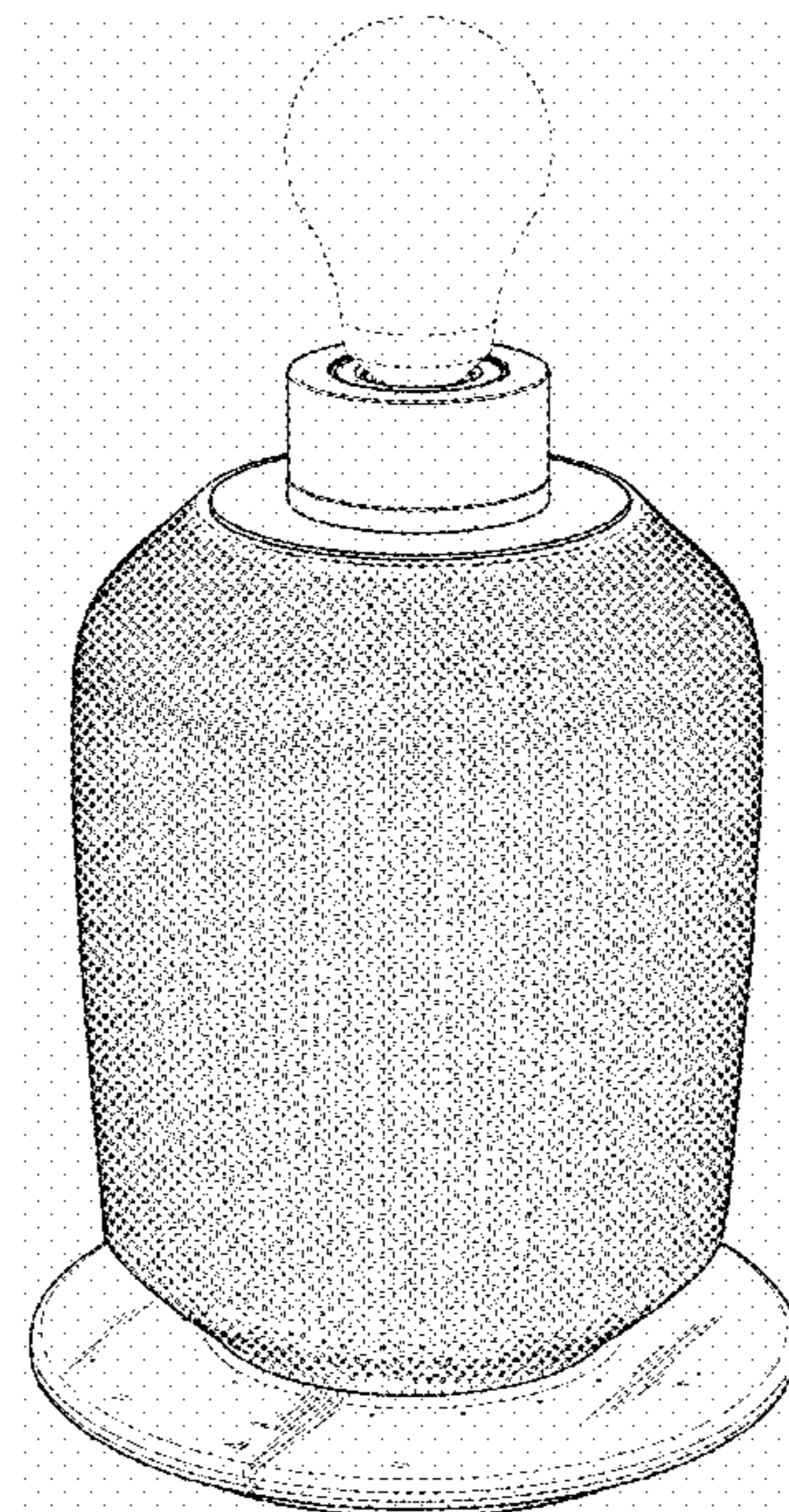
FIG. 5 is a left side view thereof;

FIG. 6 is a top view thereof; and,

FIG. 7 is a bottom view thereof.

The broken lines at the base of the lamp in FIGS. 3 and 7 are for the purpose of illustrating a portion of the lamp that forms no part of the claimed design. The remaining broken lines are for the purpose of illustrating environmental structure for the lamp that forms no part of the claimed design.

1 Claim, 7 Drawing Sheets



(56)

References Cited

U.S. PATENT DOCUMENTS

D803,462 S *	11/2017	Couckhuyt	D26/93
D812,643 S *	3/2018	Akana	D14/496
D819,596 S *	6/2018	Sun	D14/211
D857,972 S *	8/2019	Starck	D26/93
D863,356 S *	10/2019	Akana	D14/496
D879,151 S *	3/2020	Akana	D14/496
D879,357 S *	3/2020	Vuorivirta	D26/104
2012/0140495 A1 *	6/2012	Zhang	F21S 6/002
			362/431
2013/0063935 A1 *	3/2013	Thraikill	F21K 9/232
			362/231

* cited by examiner



FIG. 1




FIG. 2

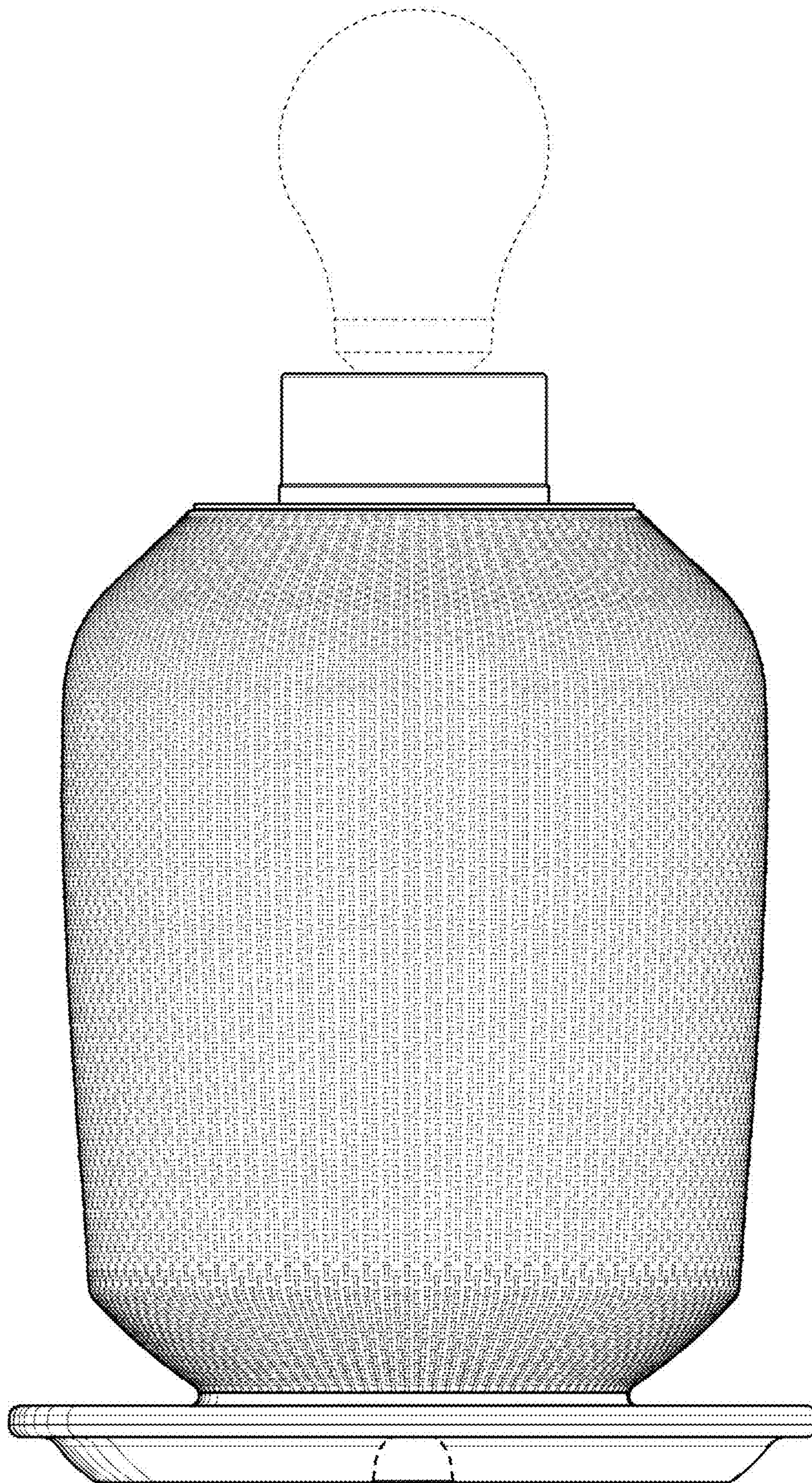


FIG. 3




FIG. 4

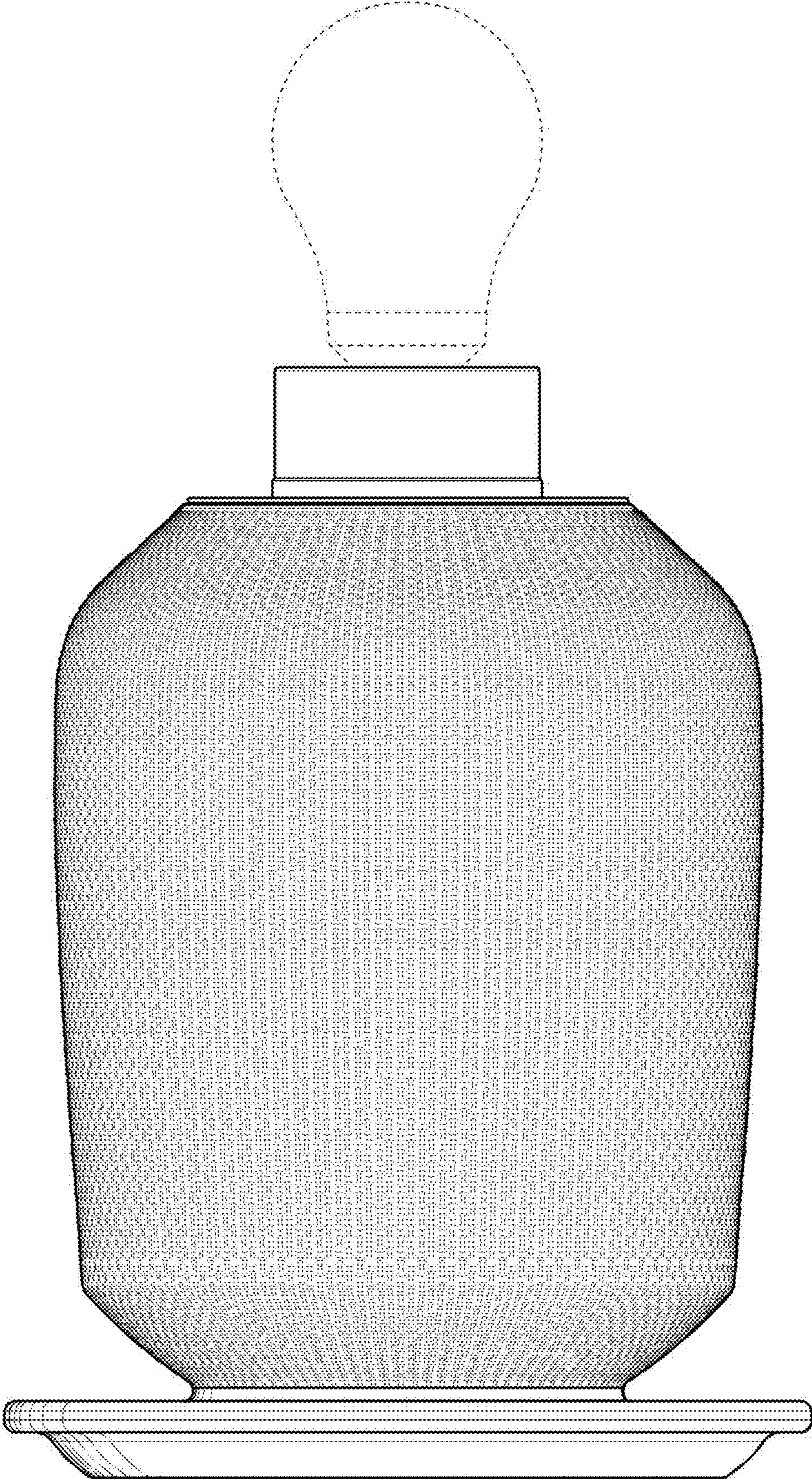


FIG. 5

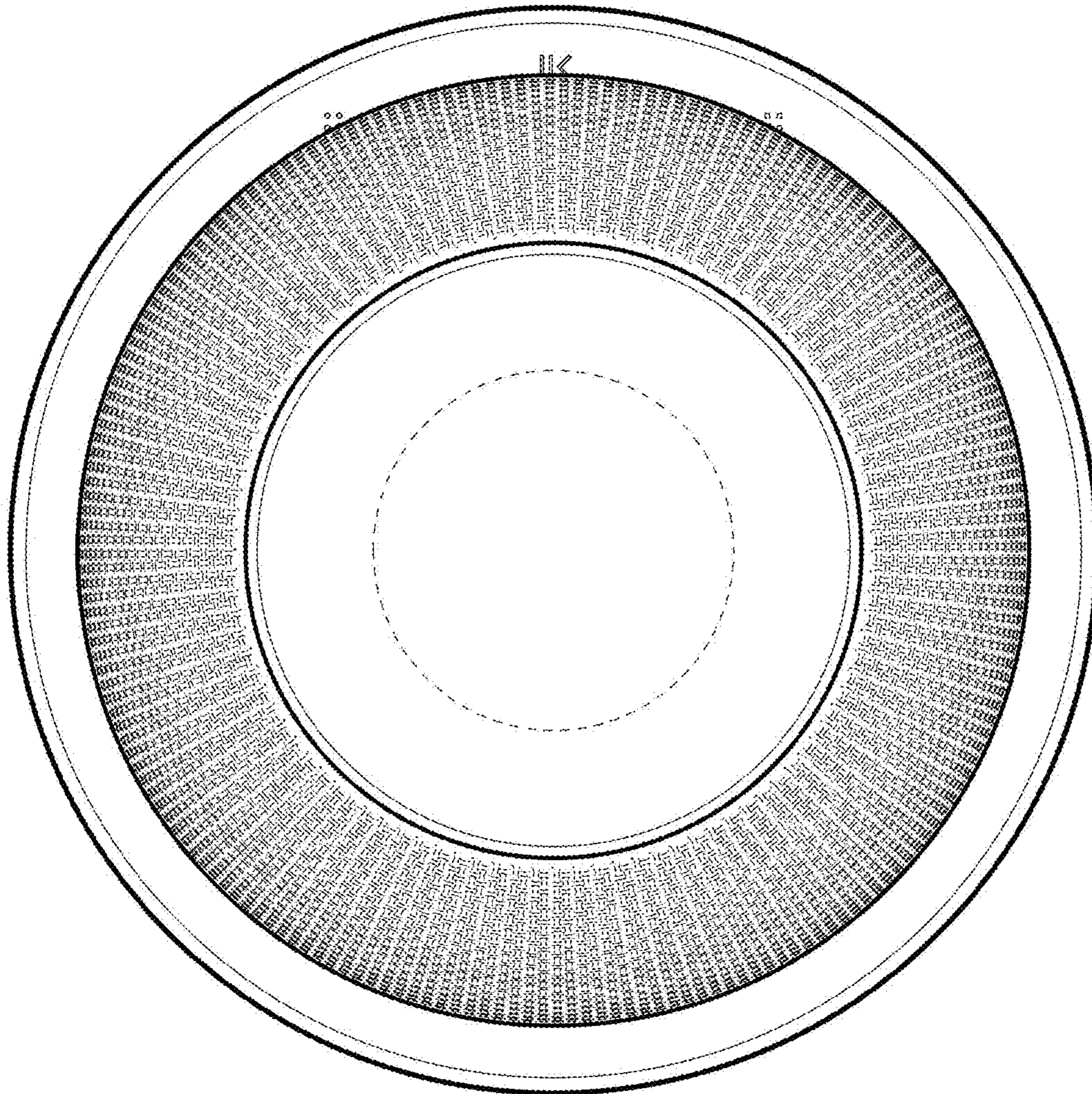


FIG. 6

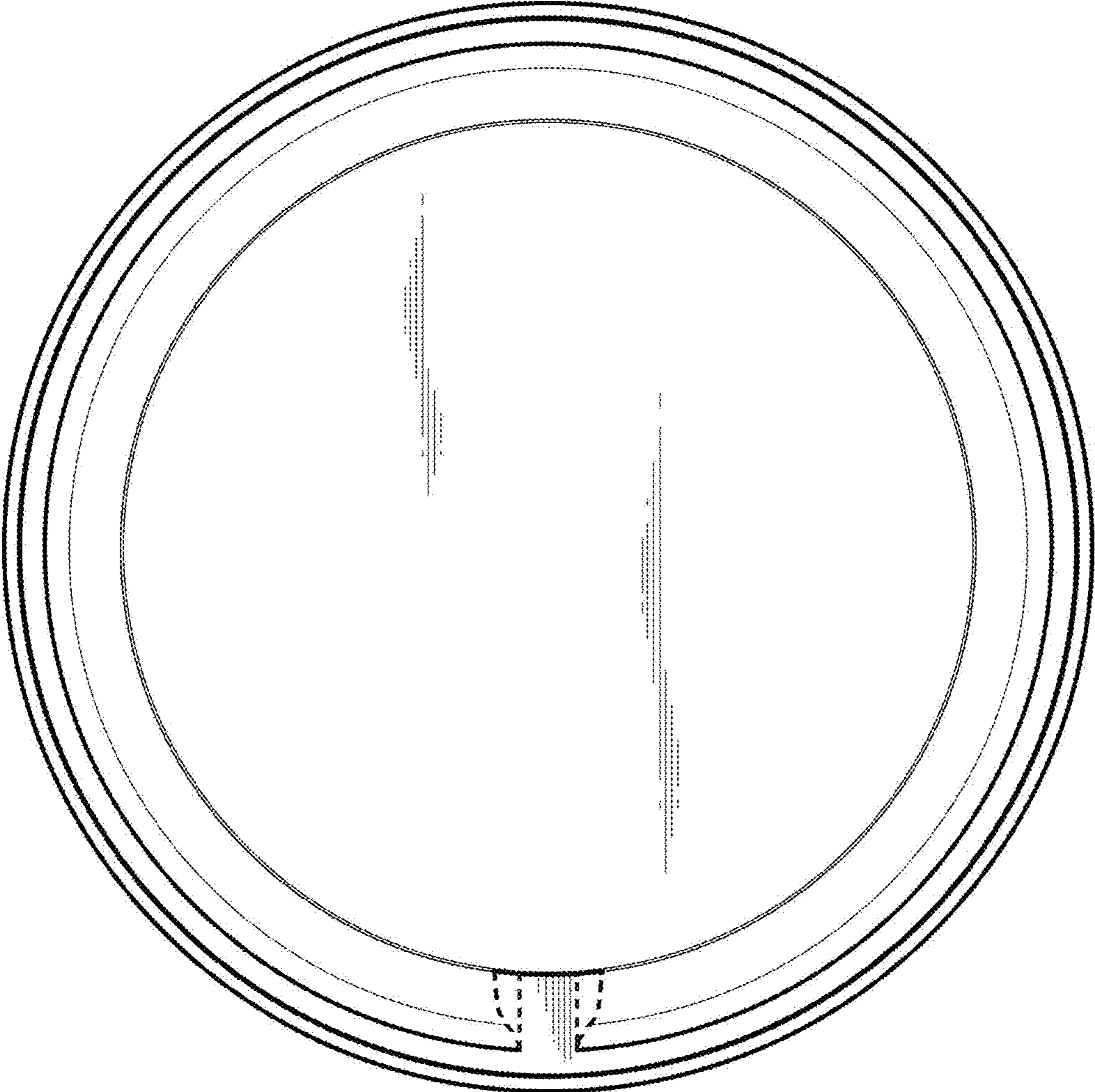


FIG. 7