



US00D887054S

(12) **United States Design Patent**
Zhang

(10) **Patent No.:** **US D887,054 S**
(45) **Date of Patent:** **** Jun. 9, 2020**

(54) **WORK LAMP**

(71) Applicant: **YUYAO JINFENG ELECTRIC APPLIANCE CO., LTD**, Zhejiang (CN)

(72) Inventor: **Jifeng Zhang**, Zhejiang (CN)

(73) Assignee: **YUYAO JINFENG ELECTRIC APPLIANCE CO., LTD**, Zhejiang (CN)

(**) Term: **15 Years**

(21) Appl. No.: **29/638,931**

(22) Filed: **Mar. 1, 2018**

(30) **Foreign Application Priority Data**

Dec. 28, 2017 (CN) 2017 3 0678902

(51) **LOC (12) Cl.** **26-02**

(52) **U.S. Cl.**
USPC **D26/44; D26/42**

(58) **Field of Classification Search**

USPC D26/37-51
CPC F21L 2003/00; F21L 4/00; F21L 4/005;
F21L 4/02; F21L 4/025; F21L 4/027;
F21L 4/04; F21L 4/08; F21L 2005/00;
F21L 7/00; F21L 11/00; F21L 13/00;
F21L 13/04; F21L 13/08; F21L 14/02;
F21L 17/00; F21L 19/00; F21L 25/00

See application file for complete search history.

(56) **References Cited**

U.S. PATENT DOCUMENTS

D316,455 S * 4/1991 Krol D26/44
D445,932 S * 7/2001 Ceder D26/42

D527,129 S * 8/2006 Hodgson D26/42
D703,357 S * 4/2014 Grandadam D26/44
D757,971 S * 5/2016 Kovacik D26/37
D767,183 S * 9/2016 Caito D26/42
D835,821 S * 12/2018 Bao D26/44
D839,462 S * 1/2019 Chen D26/42
D840,074 S * 2/2019 Bao D26/42
D840,075 S * 2/2019 Bao D26/44
D841,849 S * 2/2019 Ladnier D26/38

* cited by examiner

Primary Examiner — Lakiya G Rogers

Assistant Examiner — Carissa C Fitts

(74) *Attorney, Agent, or Firm* — JCIPRNET

(57) **CLAIM**

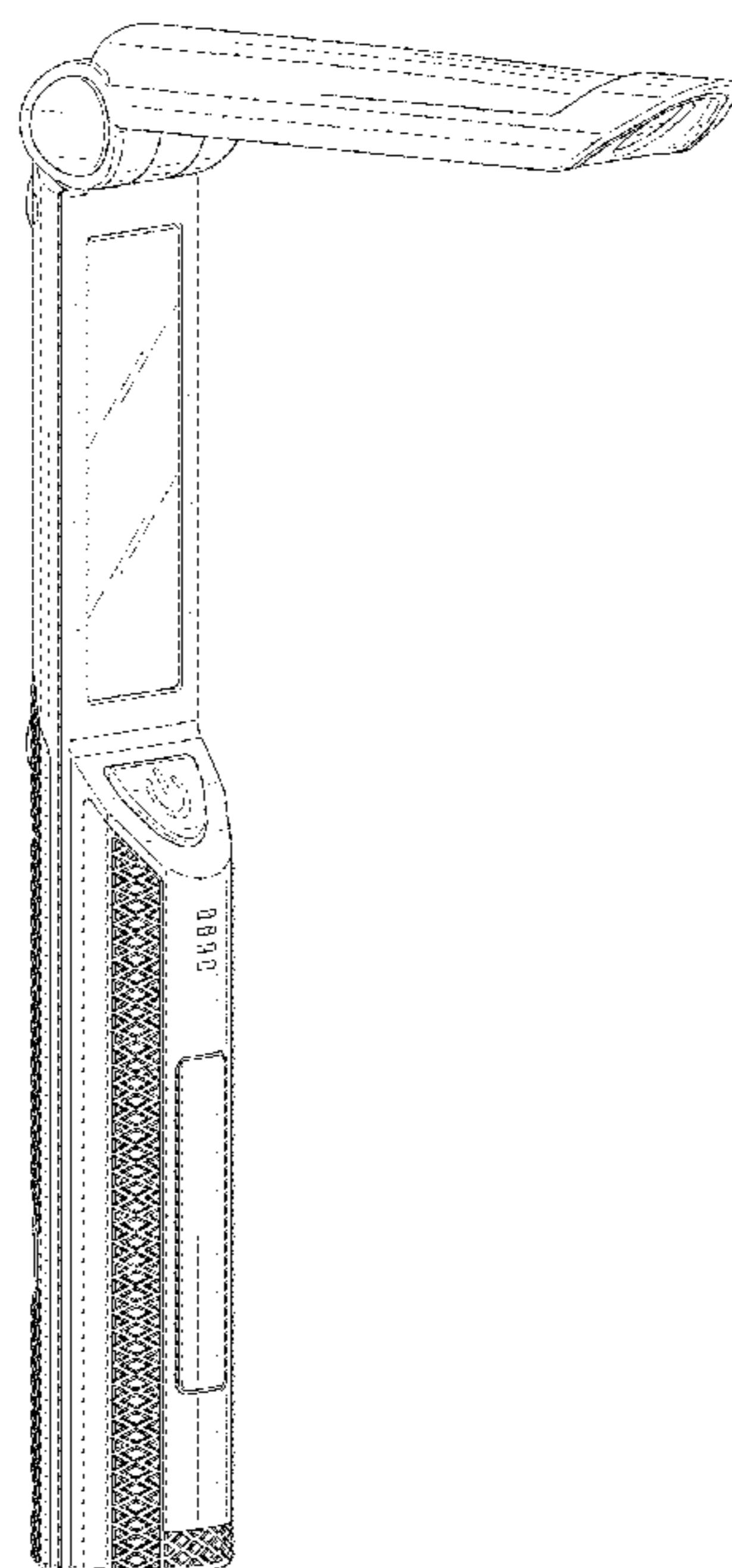
The ornamental design for a work lamp, as shown and described.

DESCRIPTION

FIG. 1 is a perspective view of a work lamp showing my new design;
FIG. 2 is a front view thereof;
FIG. 3 is a rear view thereof;
FIG. 4 is a left side view thereof;
FIG. 5 is a right side view thereof;
FIG. 6 is a top view thereof;
FIG. 7 is a bottom view thereof;
FIG. 8 is another perspective view thereof in a first condition; and,
FIG. 9 is another perspective view thereof in a second condition.

The dashed broken lines illustrate portions of the work lamp and form no part of the claimed design.

1 Claim, 7 Drawing Sheets



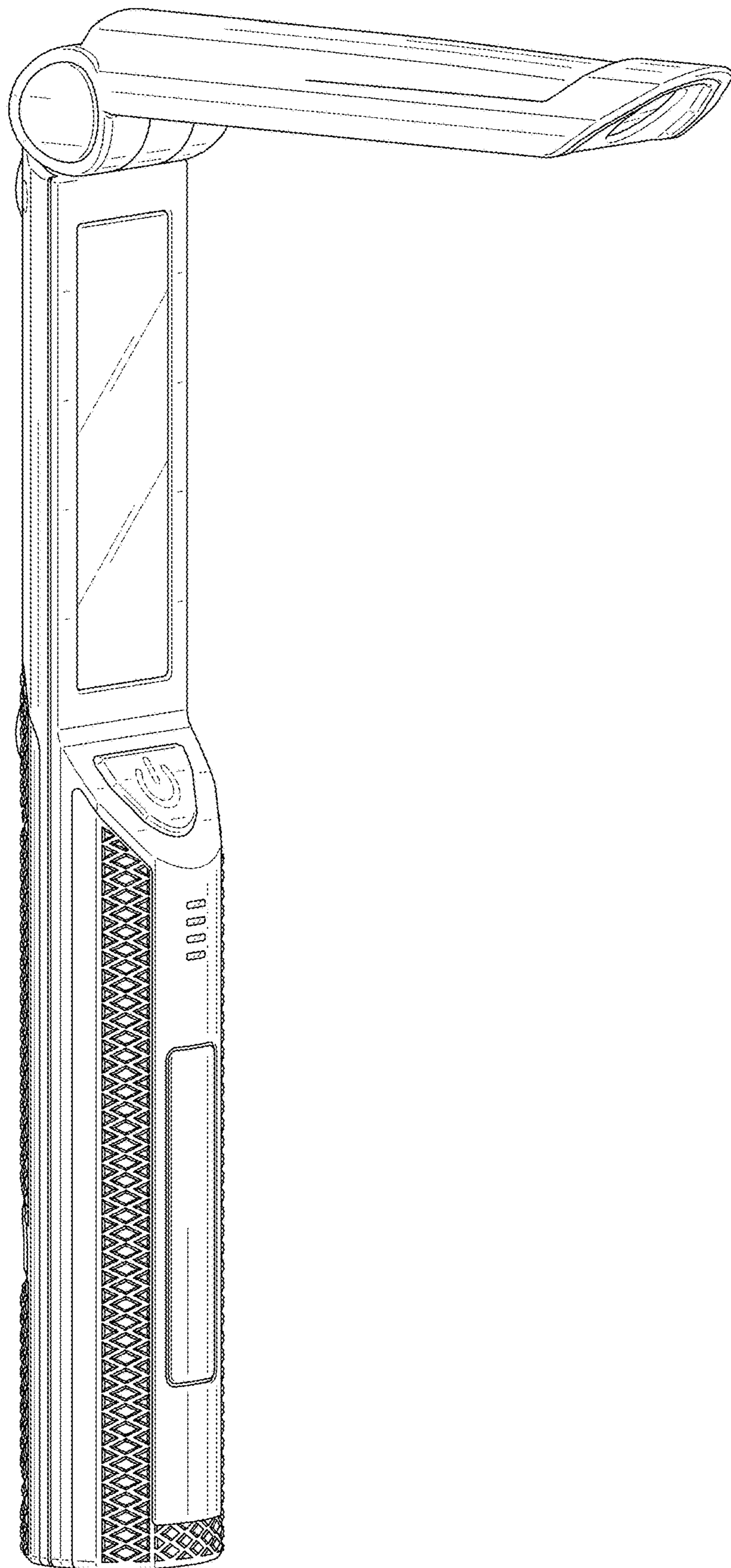


FIG. 1

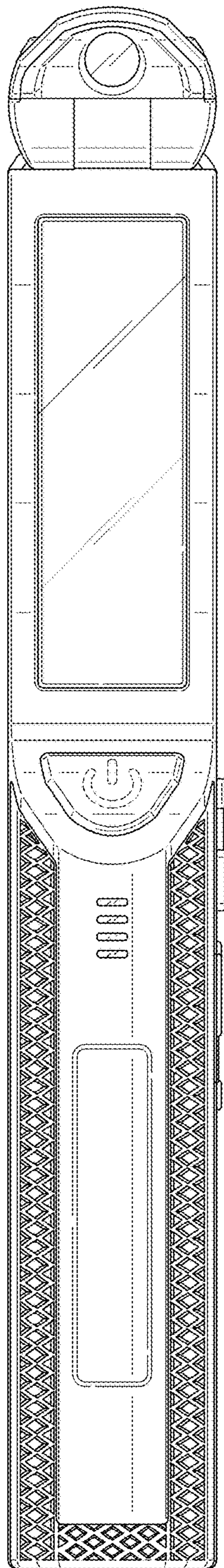


FIG. 2

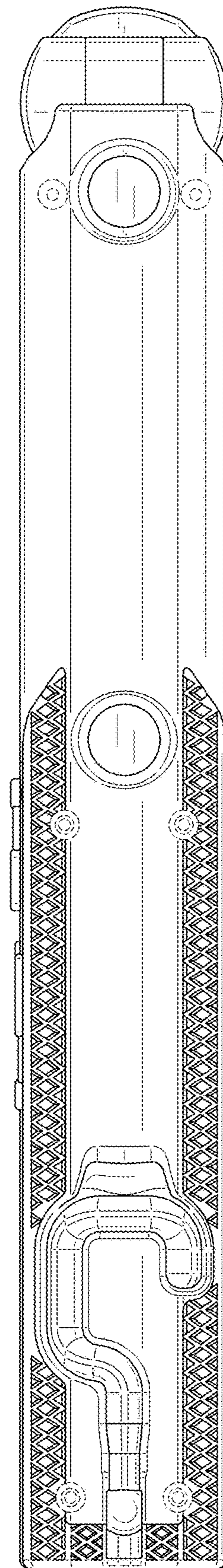


FIG. 3




FIG. 4

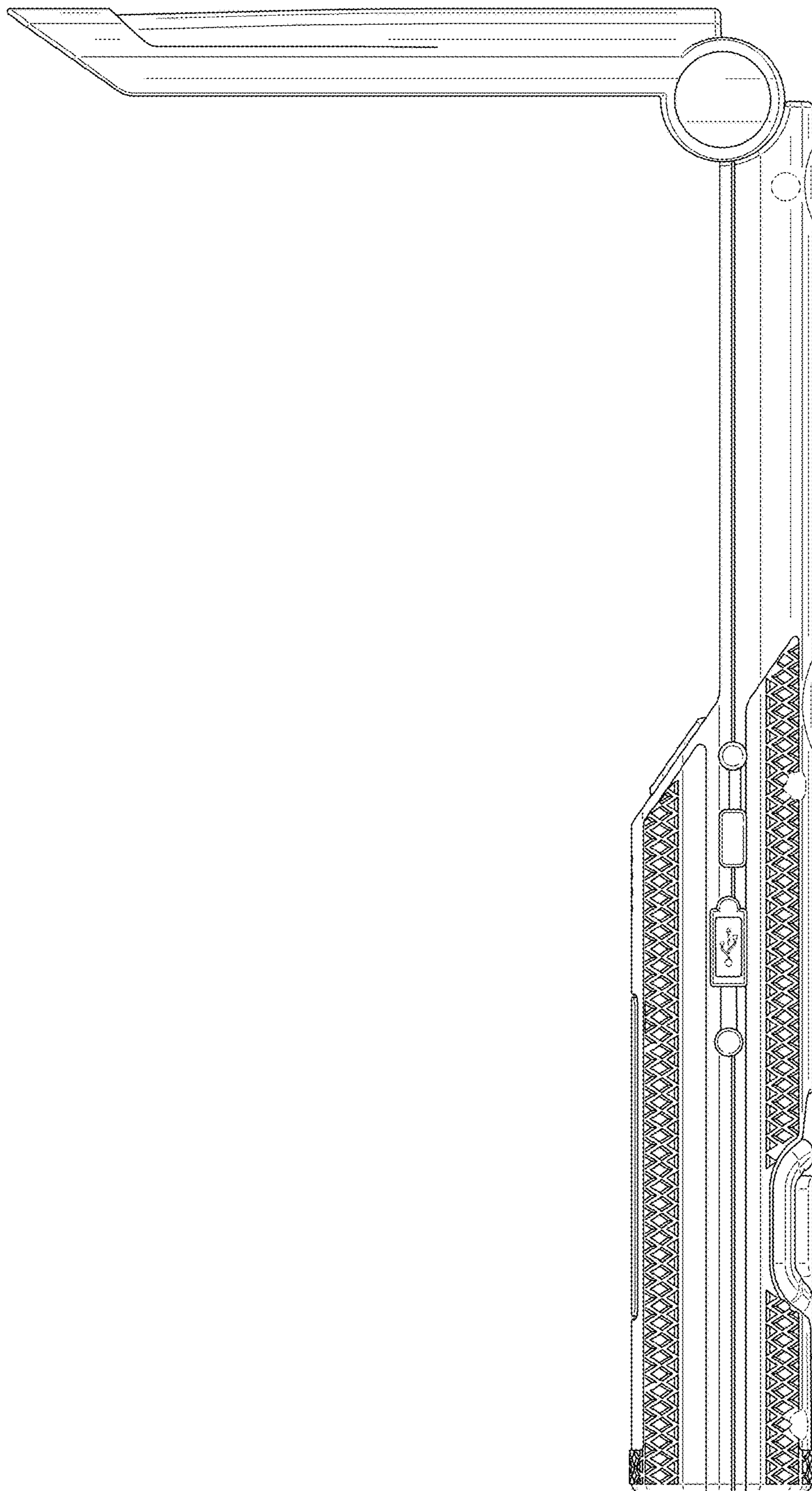


FIG. 5

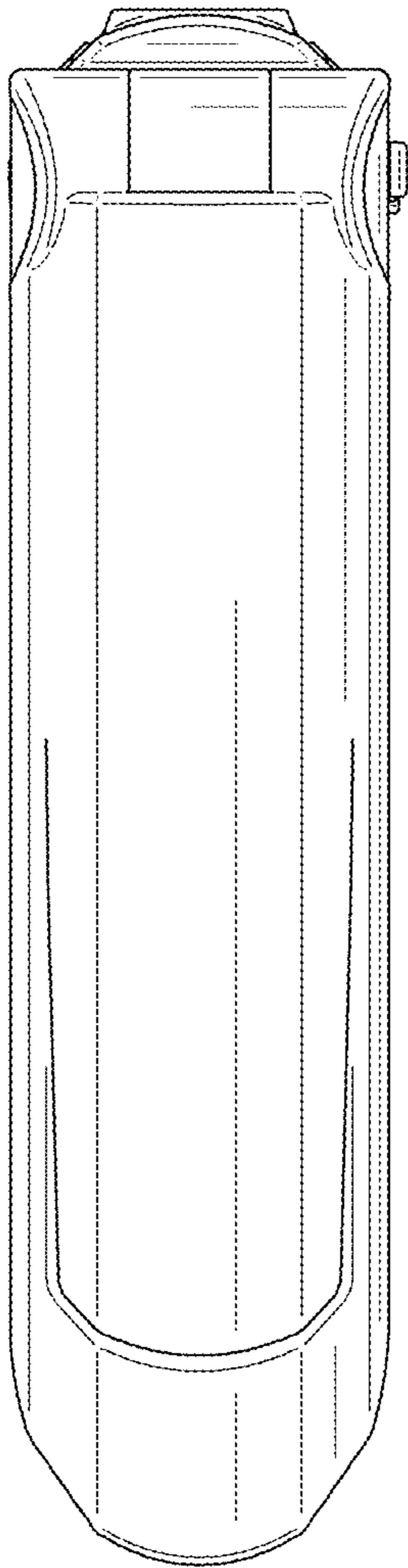


FIG. 6

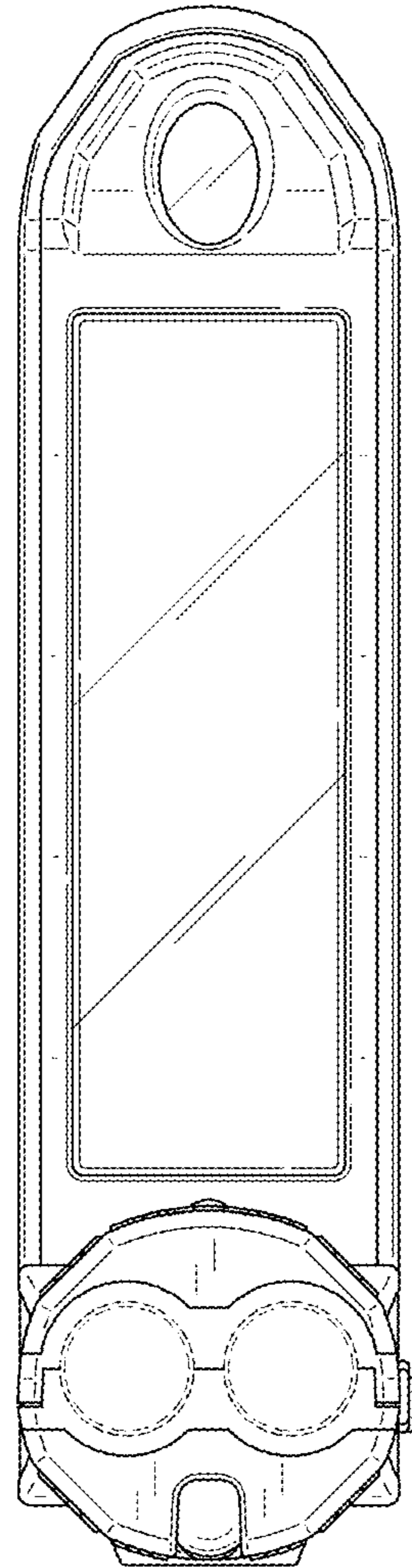


FIG. 7

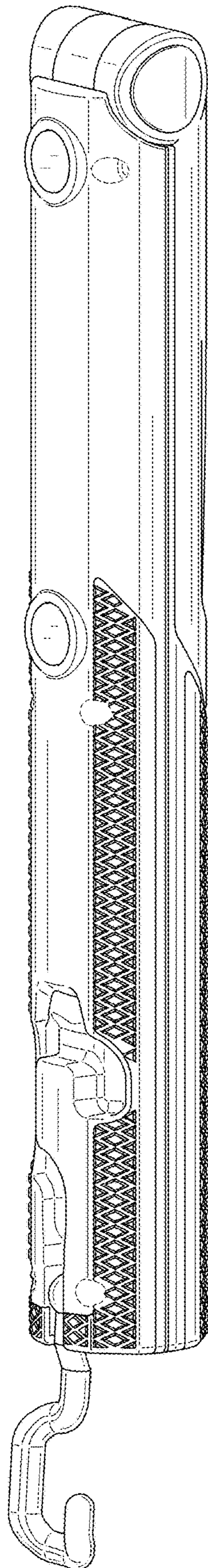


FIG. 8

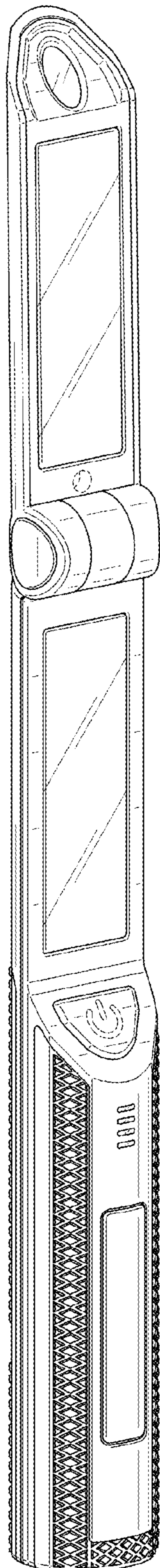


FIG. 9