



US00D887050S

(12) **United States Design Patent**  
**Lin**

(10) **Patent No.:** **US D887,050 S**  
(45) **Date of Patent:** **\*\* Jun. 9, 2020**

- (54) **AUTOMOBILE HEADLIGHT**
- (71) Applicant: **Chi-Chung Lin**, Hsinchu (TW)
- (72) Inventor: **Chi-Chung Lin**, Hsinchu (TW)
- (\*\*) Term: **15 Years**
- (21) Appl. No.: **29/717,120**
- (22) Filed: **Dec. 15, 2019**
- (51) **LOC (12) Cl.** ..... **26-06**
- (52) **U.S. Cl.**  
USPC ..... **D26/28**
- (58) **Field of Classification Search**  
USPC ..... D26/28-36; 362/459-468, 475-478,  
362/485-487  
CPC ..... F21S 48/00; F21S 48/10; F21S 48/115;  
F21S 48/225; F21S 48/1233; F21S  
48/1266; F21S 48/1388; F21S 48/2268;  
F21V 21/04  
See application file for complete search history.

D794,853 S	8/2017	Lai	
D815,323 S	4/2018	Amemiya	
D821,004 S	6/2018	Kanai	
D838,879 S *	1/2019	Badstuebner	D26/28
D844,194 S	3/2019	Lin	
D863,624 S	10/2019	Kawaguchi	
D864,438 S *	10/2019	Janssen	D26/28
D869,707 S *	12/2019	Wu	D26/28
D870,328 S *	12/2019	Wu	D26/28
D870,936 S *	12/2019	Wu	D26/28
D874,031 S *	1/2020	Herzog	D26/28
D875,283 S *	2/2020	He	D26/28

\* cited by examiner

*Primary Examiner* — Angela J Lee

(74) *Attorney, Agent, or Firm* — Alexander Chen, Esq.

(57) **CLAIM**

The ornamental design for an automobile headlight, as shown and described.

**DESCRIPTION**

FIG. 1 is a perspective view of an automobile headlight; FIG. 2 is a front view thereof; FIG. 3 is a side view thereof; and, FIG. 4 is a top view thereof.

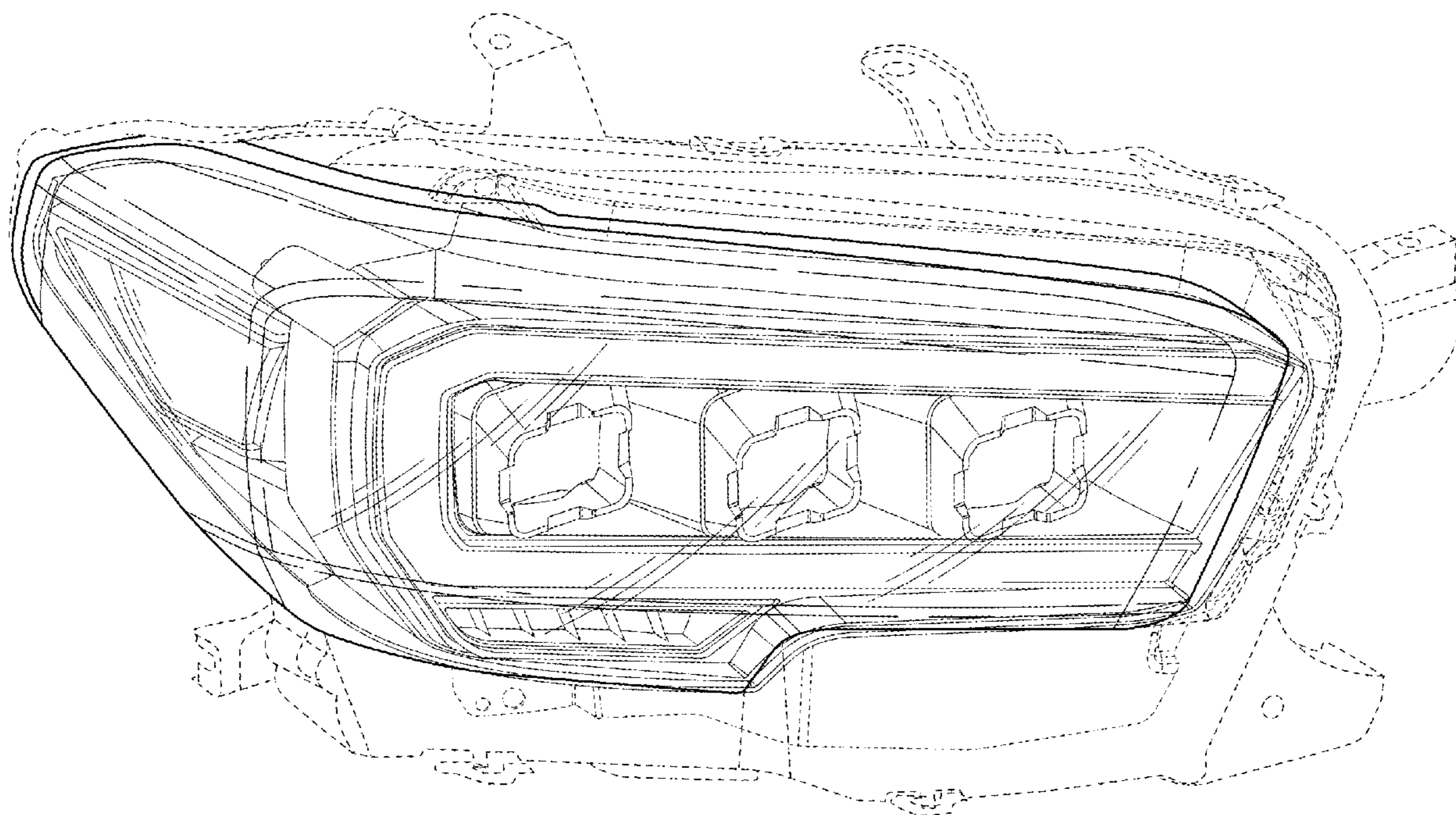
The broken lines are included to show environmental structure and form no part of the claimed design.

The drawings and descriptions represent the left side embodiment. The claim is also for a mirror image right side embodiment.

**1 Claim, 4 Drawing Sheets**

(56) **References Cited**  
U.S. PATENT DOCUMENTS

D660,486 S *	5/2012	Kamiura	D26/28
D745,717 S	12/2015	Wu	
D748,303 S	1/2016	Sato et al.	
D748,305 S	1/2016	Miyazawa	
D749,251 S *	2/2016	Nakahara	D26/28
D752,780 S	3/2016	Hall et al.	
D761,460 S	7/2016	Lin	
D761,463 S *	7/2016	Lai	D26/28
D782,714 S	3/2017	Nishii	



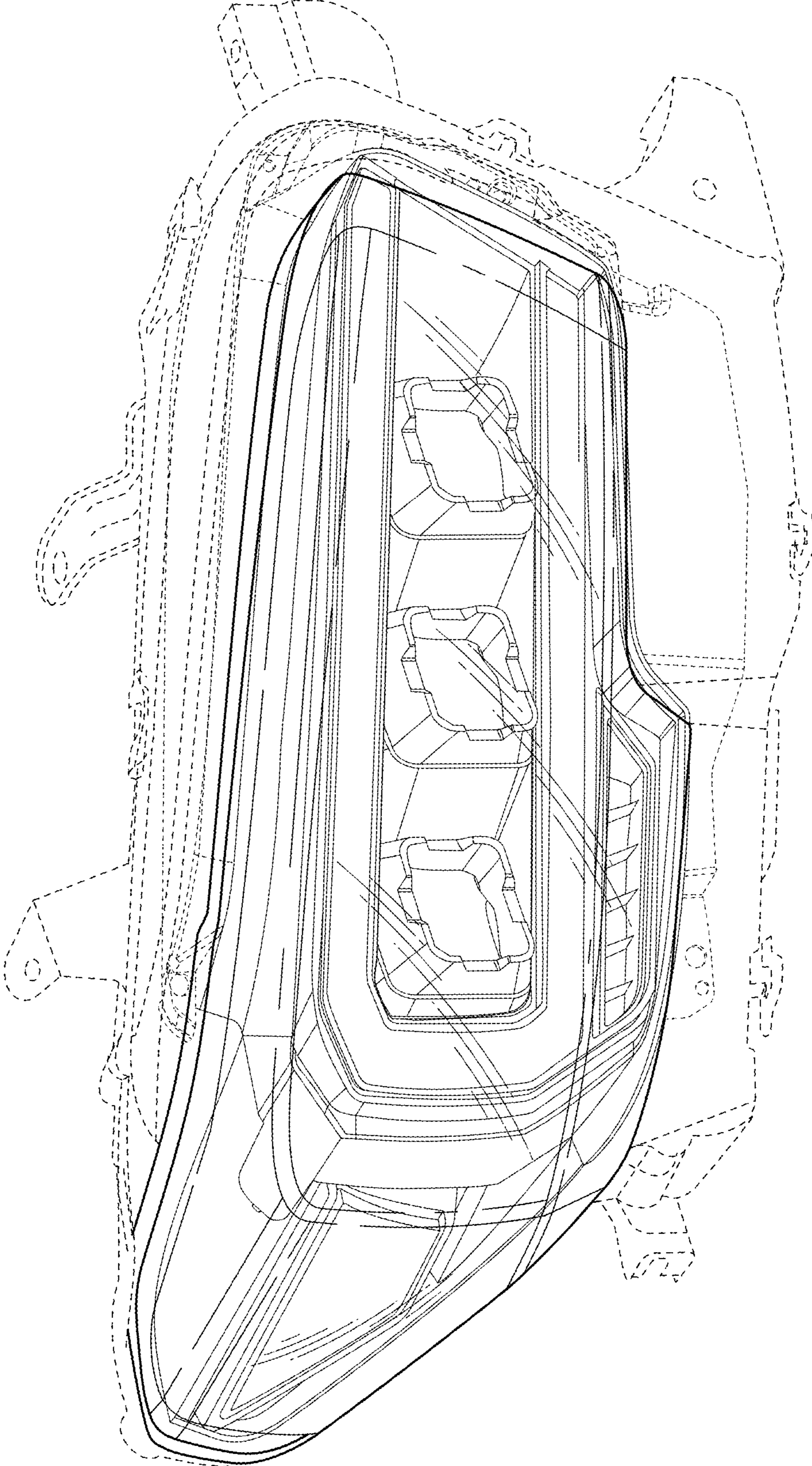


FIG. 1

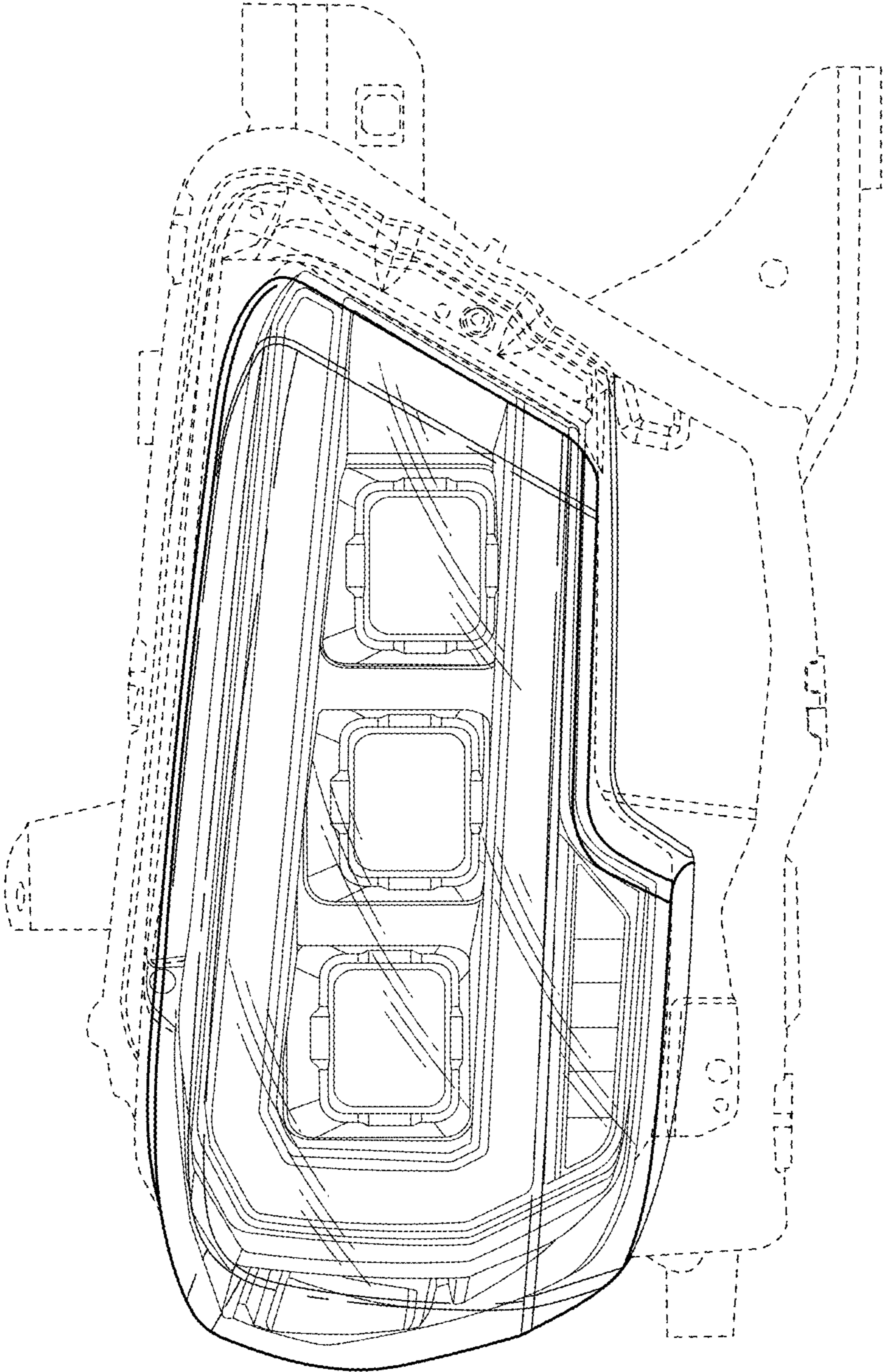


FIG. 2

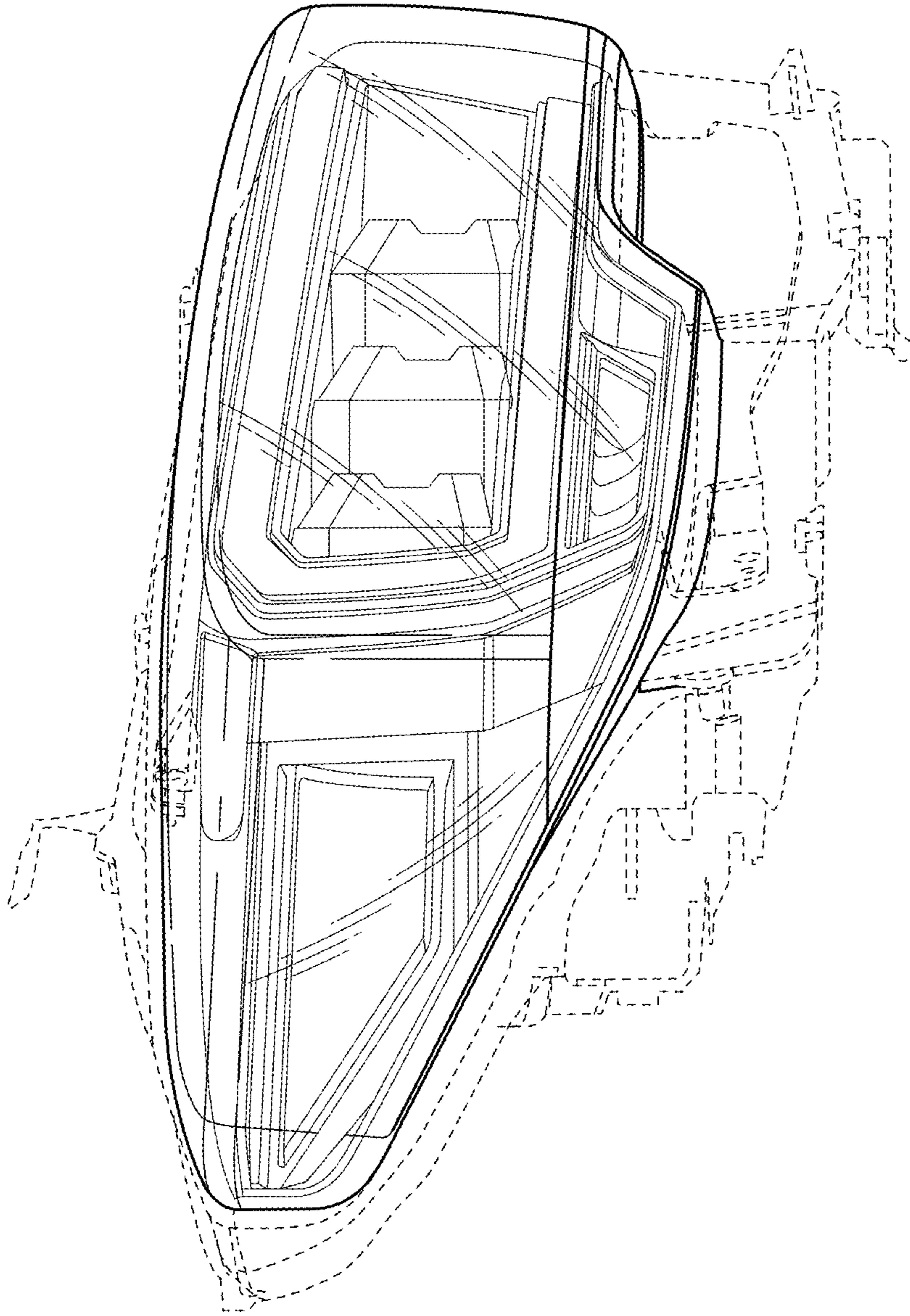


FIG. 3

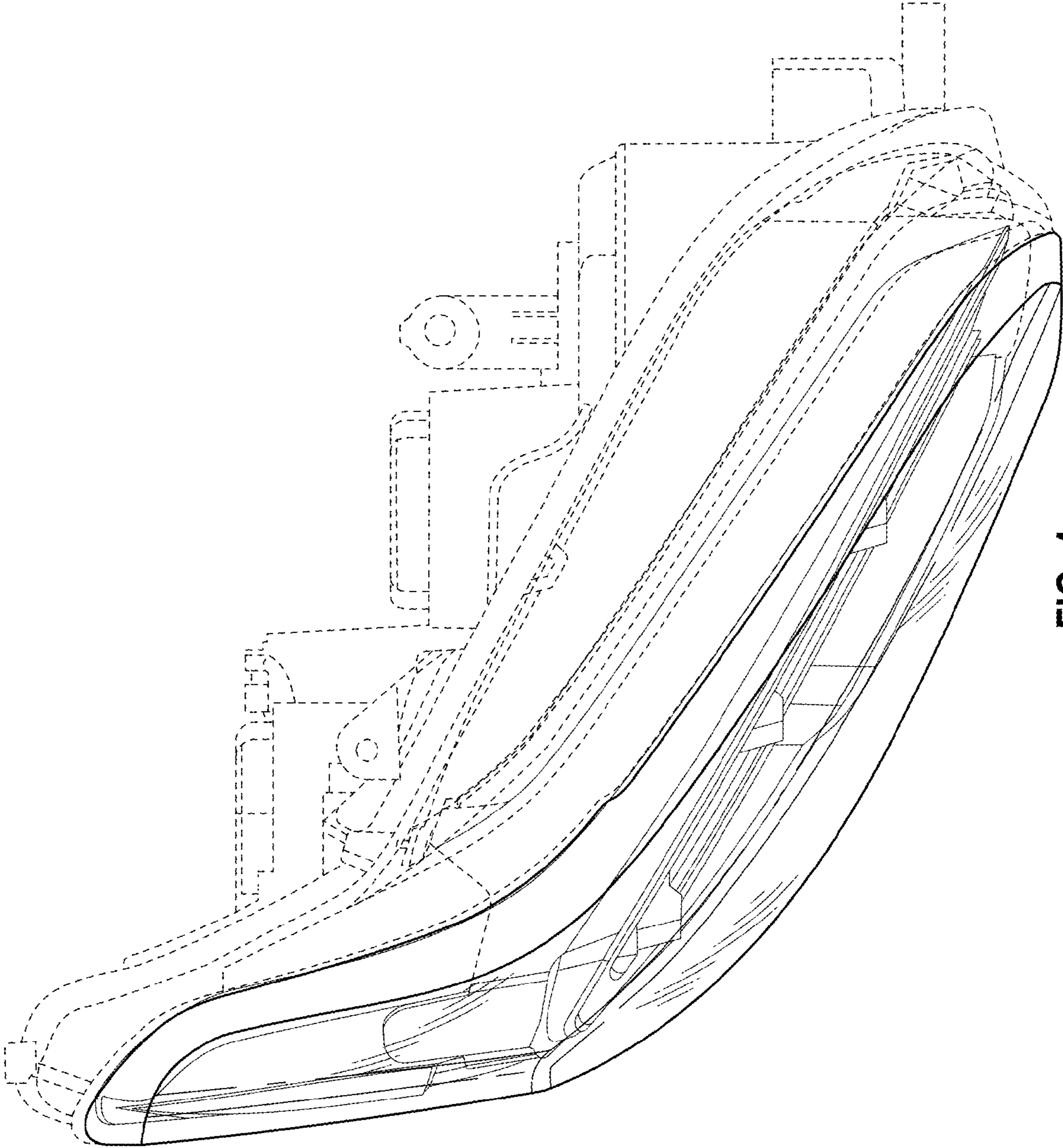


FIG. 4