



US00D887027S

(12) **United States Design Patent**  
**McCaw**

(10) **Patent No.:** **US D887,027 S**  
(45) **Date of Patent:** **\*\* Jun. 9, 2020**

(54) **TILE**

(71) Applicant: **Svetlana McCaw**, Brampton (CA)

(72) Inventor: **Svetlana McCaw**, Brampton (CA)

(\*\*) Term: **15 Years**

(21) Appl. No.: **29/651,755**

(22) Filed: **Feb. 28, 2019**

(30) **Foreign Application Priority Data**

Oct. 12, 2017 (CA) ..... 182479

(51) **LOC (12) Cl.** ..... **25-02**

(52) **U.S. Cl.**  
USPC ..... **D25/140**

(58) **Field of Classification Search**

USPC ... D5/43, 44, 47, 55, 57, 59, 60, 61, 62, 63,  
D5/64, 99; D6/582, 610, 613, 616;  
D19/5; D20/22, 27; D25/138, 140, 143,  
D25/145, 147, 148, 157, 158; D32/40  
CPC .. A61F 2002/30144; A61F 2013/53916; A61F  
2013/0068; A61F 2013/530562; A61F  
2013/00153; B44F 3/00; B44F 7/00;  
D03D 3/00; D21F 1/0027; D21H 27/02;  
F41H 3/02

See application file for complete search history.

(56) **References Cited**

**U.S. PATENT DOCUMENTS**

D52,938 S \* 2/1919 Amsler-Laffon ..... B44F 3/00  
D5/63  
D60,403 S \* 2/1922 Humphreys ..... D5/59

(Continued)

*Primary Examiner* — Karen S Acker

(57) **CLAIM**

The ornamental design for a tile, as shown and described.

**DESCRIPTION**

FIG. 1 is a top plan view of a first embodiment of a tile;  
FIG. 2 is a bottom plan view of the first embodiment of the  
tile of FIG. 1;

FIG. 3 is a front elevational view of the first embodiment of  
the tile of FIG. 1;

FIG. 4 is a rear elevational view of the first embodiment of  
the tile of FIG. 1;

FIG. 5 is a left side elevational view of the first embodiment  
of the tile of FIG. 1;

FIG. 6 is a right side elevational view of the first embodi-  
ment of the tile of FIG. 1;

FIG. 7 is a top plan view of a second embodiment of a tile;  
FIG. 8 is a bottom plan view of the second embodiment of  
the tile of FIG. 7;

FIG. 9 is a front elevational view of the second embodiment  
of the tile of FIG. 7;

FIG. 10 is a rear elevational view of the second embodiment  
of the tile of FIG. 7;

FIG. 11 is a left side elevational view of the second  
embodiment of the tile of FIG. 7;

FIG. 12 is a right side elevational view of the second  
embodiment of the tile of FIG. 7

FIG. 13 is a top plan view of a third embodiment of a tile;  
FIG. 14 is a bottom plan view of the third embodiment of the  
tile of FIG. 13;

FIG. 15 is a front elevational view of the third embodiment  
of the tile of FIG. 13;



FIG. 16 is a rear elevational view of the third embodiment  
of the tile of FIG. 13;

FIG. 17 is a left side elevational view of the third embodi-  
ment of the tile of FIG. 13; and,

FIG. 18 is a right side elevational view of the third embodi-  
ment of the tile of FIG. 13.

Gray scale shading in the drawings represents contrast in  
appearance.

**1 Claim, 3 Drawing Sheets**





(56)

**References Cited**

U.S. PATENT DOCUMENTS

1,453,728 A \* 5/1923 Rhodes ..... B44F 3/00  
434/96  
D163,245 S \* 5/1951 Bolton ..... D5/59  
D180,581 S \* 7/1957 Carver ..... D25/158  
D217,817 S \* 6/1970 Madsen et al. .... D25/158  
3,640,795 A \* 2/1972 Burgess ..... B44F 1/04  
428/7  
D239,529 S \* 4/1976 Mead ..... D25/157  
D239,530 S \* 4/1976 Mead ..... D25/157  
D266,284 S \* 9/1982 Nixon ..... D5/61  
D425,633 S \* 5/2000 Hunter ..... D25/138  
D509,666 S \* 9/2005 Delaney ..... D5/53  
D582,164 S \* 12/2008 Mark ..... D5/59  
D718,540 S \* 12/2014 Olson ..... B28D 1/18  
D5/59  
D732,839 S \* 6/2015 Hansen ..... B44F 1/04  
D5/63  
2012/0317913 A1\* 12/2012 Esquivel ..... B28D 1/18  
52/311.2

\* cited by examiner




Fig. 3



Fig. 5




Fig. 1



Fig. 6




Fig. 4




Fig. 2




Fig. 9

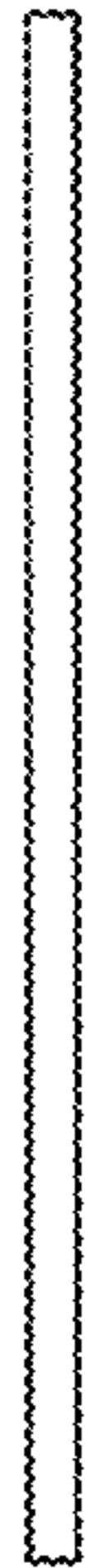


Fig. 11




Fig. 7

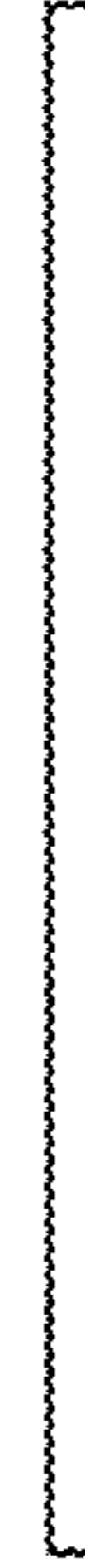


Fig. 12




Fig. 10




Fig. 8






Fig. 15



Fig. 17




Fig. 13



Fig. 18




Fig. 16




Fig. 14