



US00D887024S

(12) **United States Design Patent**  
**Karau**

(10) **Patent No.:** **US D887,024 S**  
(45) **Date of Patent:** **\*\* Jun. 9, 2020**

(54) **INTERLOCKING PAVER**

FOREIGN PATENT DOCUMENTS

(71) Applicant: **PAVESTONE, LLC**, Atlanta, GA (US)

CA 1298982 4/1992  
CA 2855100 12/2014

(72) Inventor: **William H. Karau**, Southlake, TX (US)

(Continued)

(73) Assignee: **PAVESTONE, LLC**, Atlanta, GA (US)

OTHER PUBLICATIONS

(\*\*) Term: **15 Years**

Belgard Mega-Arbel Stone Pavers <http://paveprousa.com/mega-arbel.asp> Uploaded Apr. 2015 (Year: 2015).\*

(21) Appl. No.: **29/680,586**

(Continued)

(22) Filed: **Feb. 18, 2019**

*Primary Examiner* — Leanne Was-Englehart

(74) *Attorney, Agent, or Firm* — Jackson Walker LLP;  
Christopher J. Rourk

**Related U.S. Application Data**

(62) Division of application No. 29/609,697, filed on Jul. 4, 2017, now Pat. No. Des. 844,856, which is a division of application No. 29/543,176, filed on Oct. 21, 2015, now Pat. No. Des. 791,346.

(57) **CLAIM**

The ornamental design for an interlocking paver, as shown and described.

(51) **LOC (12) Cl.** ..... **25-01**

(52) **U.S. Cl.**  
USPC ..... **D25/113**

**DESCRIPTION**

(58) **Field of Classification Search**  
USPC ..... D21/484–491, 499–504; D25/102–118,  
D25/136, 138, 140, 151–153, 156–162,  
D25/164  
CPC ... E01C 5/00; E01C 5/005; E01C 5/06; E01C  
15/00; E01C 2201/16; E04F 13/147  
See application file for complete search history.

FIG. 1 shows a perspective view of an interlocking paver according to the present disclosure;  
FIG. 2 shows a top view of the interlocking paver illustrated in FIG. 1;  
FIG. 3 shows a bottom view of the interlocking paver illustrated in FIG. 1;  
FIG. 4 shows a right side view of the interlocking paver illustrated in FIG. 1;  
FIG. 5 shows a left side view of the interlocking paver illustrated in FIG. 1;  
FIG. 6 shows a front view of the interlocking paver illustrated in FIG. 1; and,  
FIG. 7 shows a rear view of the interlocking paver illustrated in FIG. 1.  
The broken lines shown in the figures form part of the boundary of the claimed paver and are not part of the claimed ornamental design.

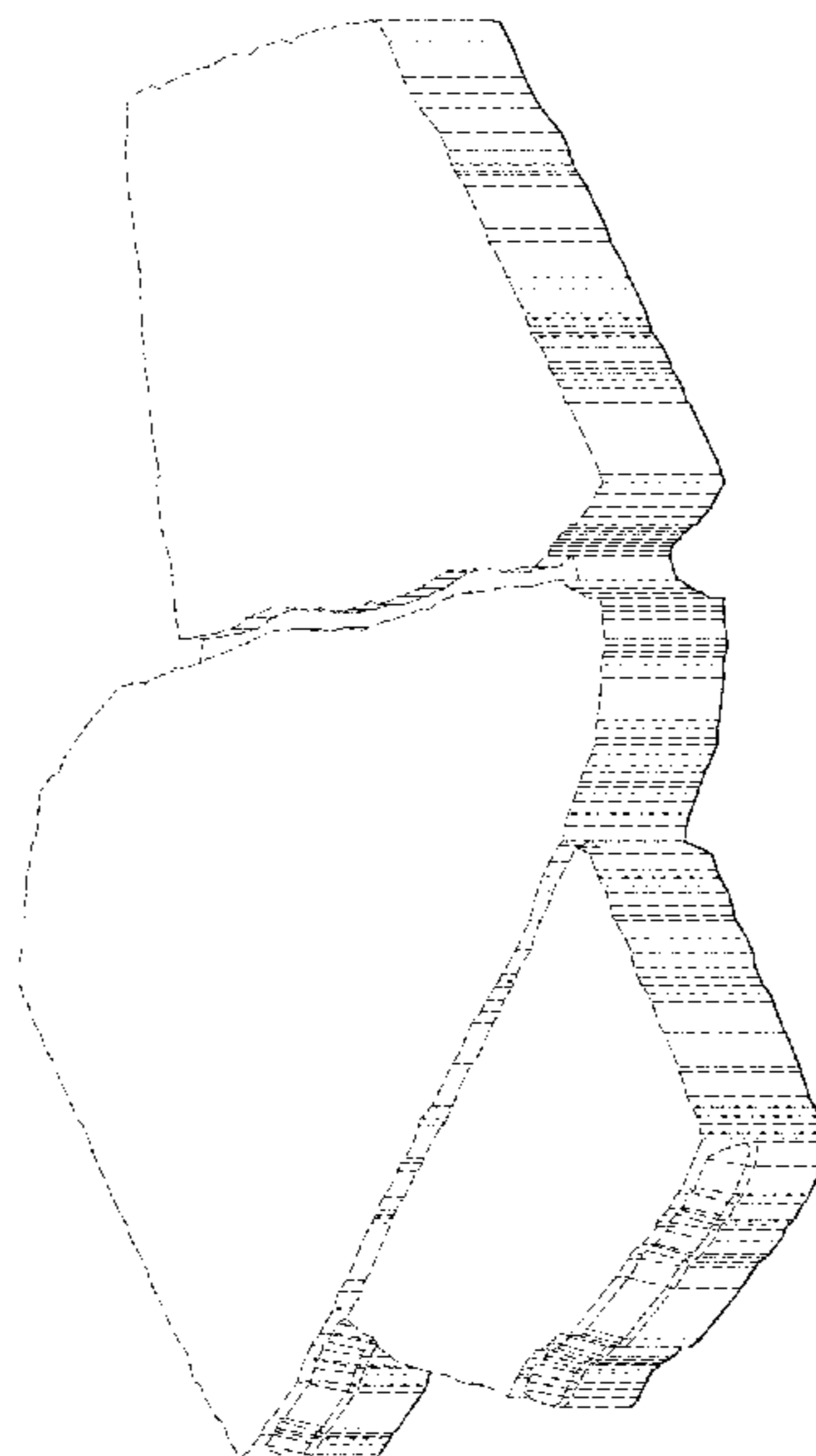
(56) **References Cited**

U.S. PATENT DOCUMENTS

149,658 A 4/1874 Ingalls  
191,273 A 5/1877 Waters  
195,286 A 9/1877 Ingalls  
310,662 A 1/1885 Freeman  
345,726 A 7/1886 Promoli  
415,773 A 11/1889 Fiske  
470,788 A 3/1892 Devine

(Continued)

**1 Claim, 5 Drawing Sheets**







(56)

References Cited

U.S. PATENT DOCUMENTS

8,011,152 B2 \* 9/2011 Thomassen ..... E01C 5/06  
404/29  
D646,400 S \* 10/2011 Harris ..... D25/113  
D646,402 S 10/2011 Mugge  
8,028,688 B2 10/2011 Karau et al.  
D650,094 S 12/2011 Mugge et al.  
D653,772 S 2/2012 Mugge et al.  
8,128,851 B2 3/2012 Scherer  
8,136,516 B2 3/2012 Karau et al.  
D660,982 S \* 5/2012 Thomassen ..... D25/113  
D662,608 S 6/2012 Mugge et al.  
D662,609 S 6/2012 Mugge et al.  
8,246,892 B2 8/2012 Tufts et al.  
8,251,053 B2 8/2012 Scherer  
8,256,182 B2 9/2012 Wolter et al.  
8,291,669 B2 10/2012 Karau  
8,313,267 B2 11/2012 Johnson et al.  
8,327,833 B2 12/2012 Scherer et al.  
D673,693 S 1/2013 Mugge et al.  
D674,117 S 1/2013 Thomassen et al.  
D677,801 S 3/2013 Mugge et al.  
D677,802 S 3/2013 Mugge et al.  
D687,167 S 7/2013 Mugge et al.  
D690,437 S \* 9/2013 Burnquist ..... D25/113  
8,524,138 B2 9/2013 Johnson  
8,540,915 B2 9/2013 Scherer  
D690,835 S 10/2013 Mugge et al.  
D690,836 S 10/2013 Mugge et al.  
D693,481 S 11/2013 Johnson et al.  
D694,431 S 11/2013 Burnquist et al.  
D694,914 S 12/2013 MacDonald  
D695,915 S \* 12/2013 Dignard ..... D25/113  
D695,916 S \* 12/2013 Dignard ..... D25/113  
D695,917 S \* 12/2013 Dignard ..... D25/113  
D695,918 S \* 12/2013 Dignard ..... D25/113  
D695,919 S \* 12/2013 Dignard ..... D25/113  
D695,920 S \* 12/2013 Dignard ..... D25/113  
D695,921 S \* 12/2013 Dignard ..... D25/113  
D695,922 S \* 12/2013 Dignard ..... D25/113  
8,677,711 B2 3/2014 Wolter et al.  
D701,974 S 4/2014 Karau  
D703,838 S 4/2014 Mugge et al.  
D704,352 S 5/2014 Johnson et al.  
D705,951 S 5/2014 Mugge et al.  
8,715,557 B2 5/2014 Johnson et al.  
8,763,599 B2 7/2014 Karau et al.  
D729,414 S 5/2015 Johnson et al.  
D731,082 S 6/2015 Karau  
D731,083 S 6/2015 Karau  
D731,084 S 6/2015 Karau  
D731,085 S 6/2015 Karau  
D731,675 S 6/2015 Karau  
D731,676 S 6/2015 Karau  
D736,952 S \* 8/2015 Thomassen ..... D25/113  
D737,468 S 8/2015 Karau  
D739,041 S 9/2015 Karau  
D739,561 S 9/2015 Karau  
9,163,363 B2 10/2015 Karau  
9,404,226 B2 8/2016 Dignard et al.  
D773,693 S 12/2016 Karau  
D791,346 S \* 7/2017 Karau ..... D25/113  
9,701,046 B2 7/2017 Karau  
9,744,697 B2 8/2017 Karau  
9,999,993 B2 6/2018 Karau  
10,046,480 B2 8/2018 Karau  
10,059,043 B2 8/2018 Karau  
10,066,343 B2 \* 9/2018 Gasparovic ..... E01C 5/18  
D844,856 S \* 4/2019 Karau ..... D25/113  
2002/0015620 A1 2/2002 Woolford et al.  
2002/0038532 A1 4/2002 Huberty  
2002/0092257 A1 7/2002 Scherer et al.  
2003/0180099 A1 9/2003 Scherer et al.

2004/0067103 A1 4/2004 Hart  
2005/0081470 A1 4/2005 Utsunomiya  
2006/0054154 A1 3/2006 Scherer  
2006/0059839 A1 3/2006 Azar  
2006/0230701 A1 10/2006 Pepa  
2008/0060300 A1 3/2008 Westmoreland et al.  
2008/0092869 A1 4/2008 Karau  
2008/0096471 A1 4/2008 Karau  
2008/0098686 A1 5/2008 Metten  
2008/0276562 A1 11/2008 Stuchell  
2009/0103987 A1 4/2009 MacDonald  
2009/0188186 A1 7/2009 Ebanks  
2009/0308015 A1 12/2009 MacDonald et al.  
2009/0313933 A1 12/2009 Clear  
2010/0043335 A1 2/2010 O'Connor  
2010/0322709 A1 \* 12/2010 Ciccarello ..... E01C 5/06  
404/41  
2011/0078978 A1 4/2011 Wauhop  
2011/0162314 A1 7/2011 Leach et al.  
2011/0318100 A1 12/2011 Rainey  
2012/0057933 A1 3/2012 Gebhart  
2013/0111842 A1 5/2013 Long et al.  
2014/0270988 A1 9/2014 Riccobene et al.  
2015/0176224 A1 \* 6/2015 Dignard ..... E01C 5/00  
404/41  
2017/0114504 A1 \* 4/2017 Karau ..... E01C 5/06  
2019/0217498 A1 \* 7/2019 Riccobene, Jr. .... E02D 17/20

FOREIGN PATENT DOCUMENTS

CA	2842448	1/2016
CA	2854940	10/2016
CA	2855102	9/2017
CA	2926108	4/2018
CN	201620509	11/2010
GB	924290	4/1963
GB	948121	1/1964
GB	1509747	5/1978
RU	2011819	4/1994
RU	2198095	2/2003
WO	2008015407	2/2008
WO	2008033157	3/2008
WO	2010013991	2/2010

OTHER PUBLICATIONS

“Haith Robot System for Aggregate Industries”, <http://www.hub-4.com/news/109/haith-robot-system-for-aggregate-industries>, Jul. 31, 2006, 2 pages.  
“Reconstituted Stone—Stone Pitchers”, <http://www.haithindustrial.co.uk/index.php?sec=cont&id=26>, Jul. 31, 2006, 1 page.  
“Natural Stone—Block and Slab Splitting”, <http://www.haithindustrial.co.uk/index.php?sec=cont&id=32>, Jul. 31, 2006, 2 pages.  
“Splitting, Cutting, Marking & Layout”, <http://www.pavetech.com/newtools/cutting.shtm>, Jul. 31, 2006, 2 pages.  
“Stone Splitter”, <http://www.pavetech.com/newtools/stonesplitter.shtm>, Jul. 31, 2006, 2 pages.  
“Splitters/Turnovers”, <http://www.besser.com/equipment/splitters>, Aug. 3, 2006, 2 pages.  
“Split-Face Concrete Block”, <http://www.toolbase.org/Technology-Inventory/walls/split-face-concrete-block>, Aug. 3, 2006, 4 pages.  
Belgard—“Enhance Your Environment with Belgard—The Celtik Wall System Retaining Wall”; Mar. 1998, 9 pages.  
Kronium; City Truck; Pflaster—und Plattensystem für höhere Aufgaben; Sep. 21, 2012, 19 pages.  
“Coronado Installation Guide”, Oct. 21, 2011, accessed from [www.coronado.com](http://www.coronado.com) on Jan. 20, 2016, 16 pages.  
The Office Action issued by the Canadian Intellectual Property Office dated Jan. 17, 2017 for the co-pending Canadian Design patent application No. 2,926,108, 5 pages.

\* cited by examiner

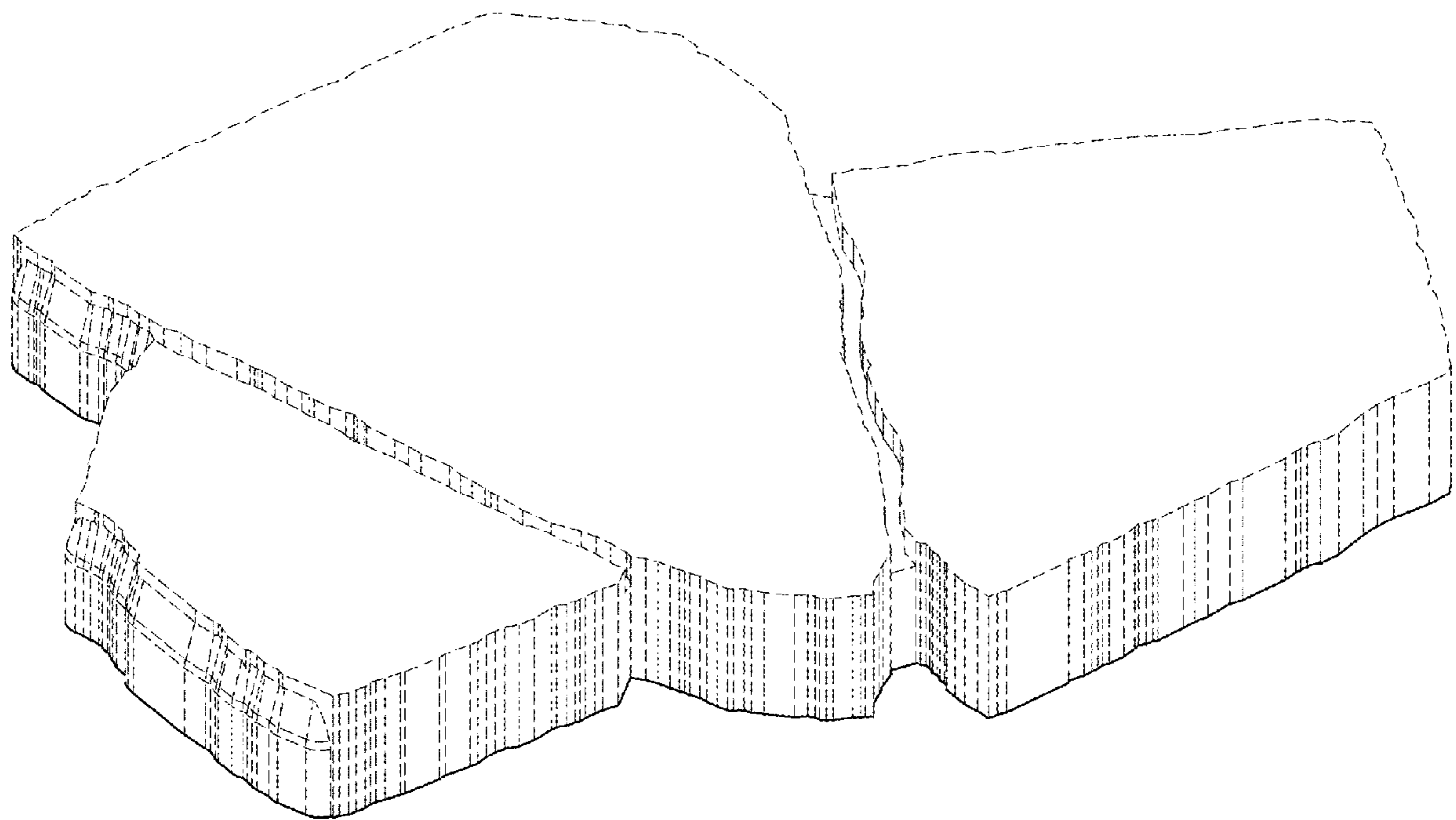


FIG. 1

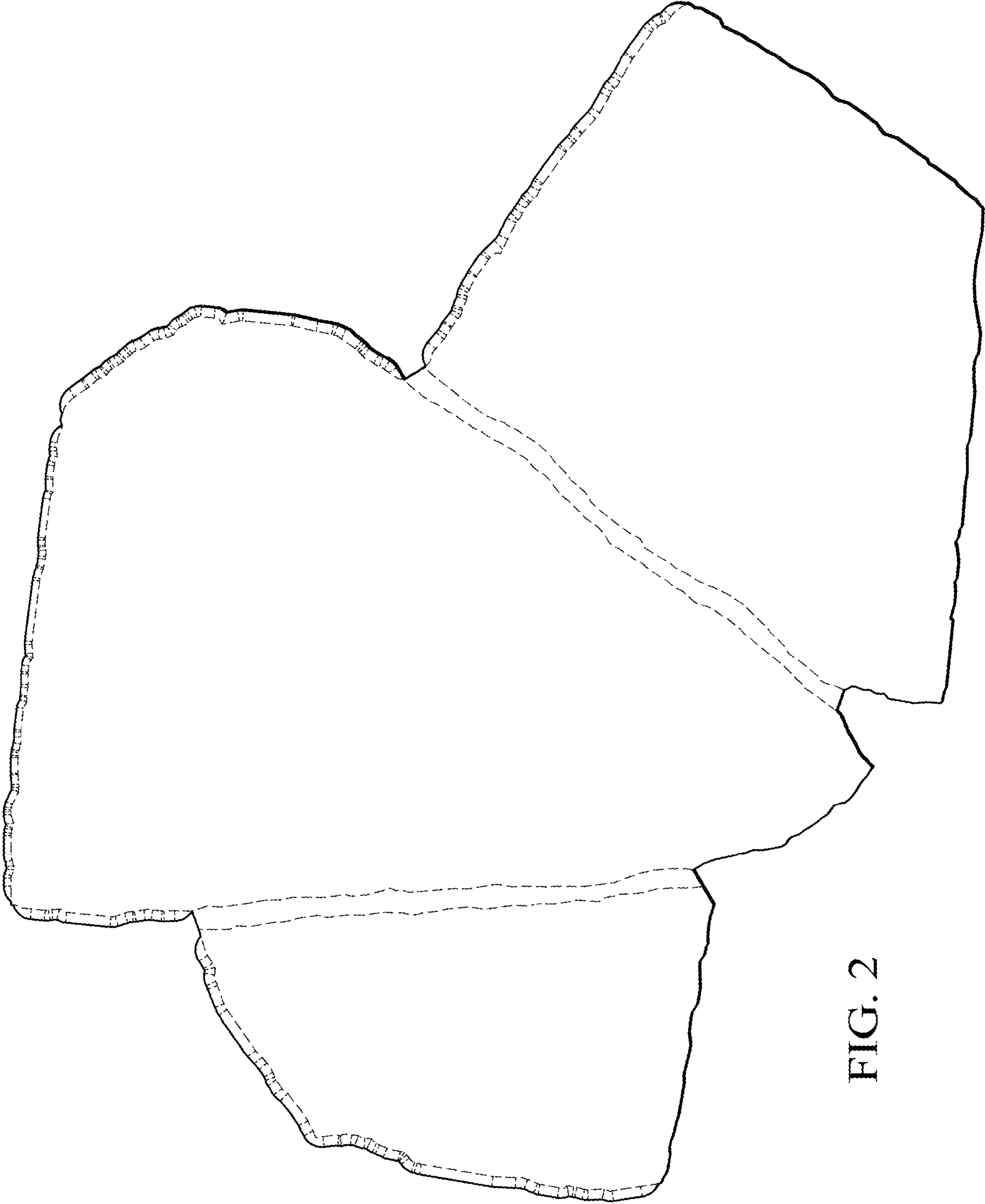


FIG. 2

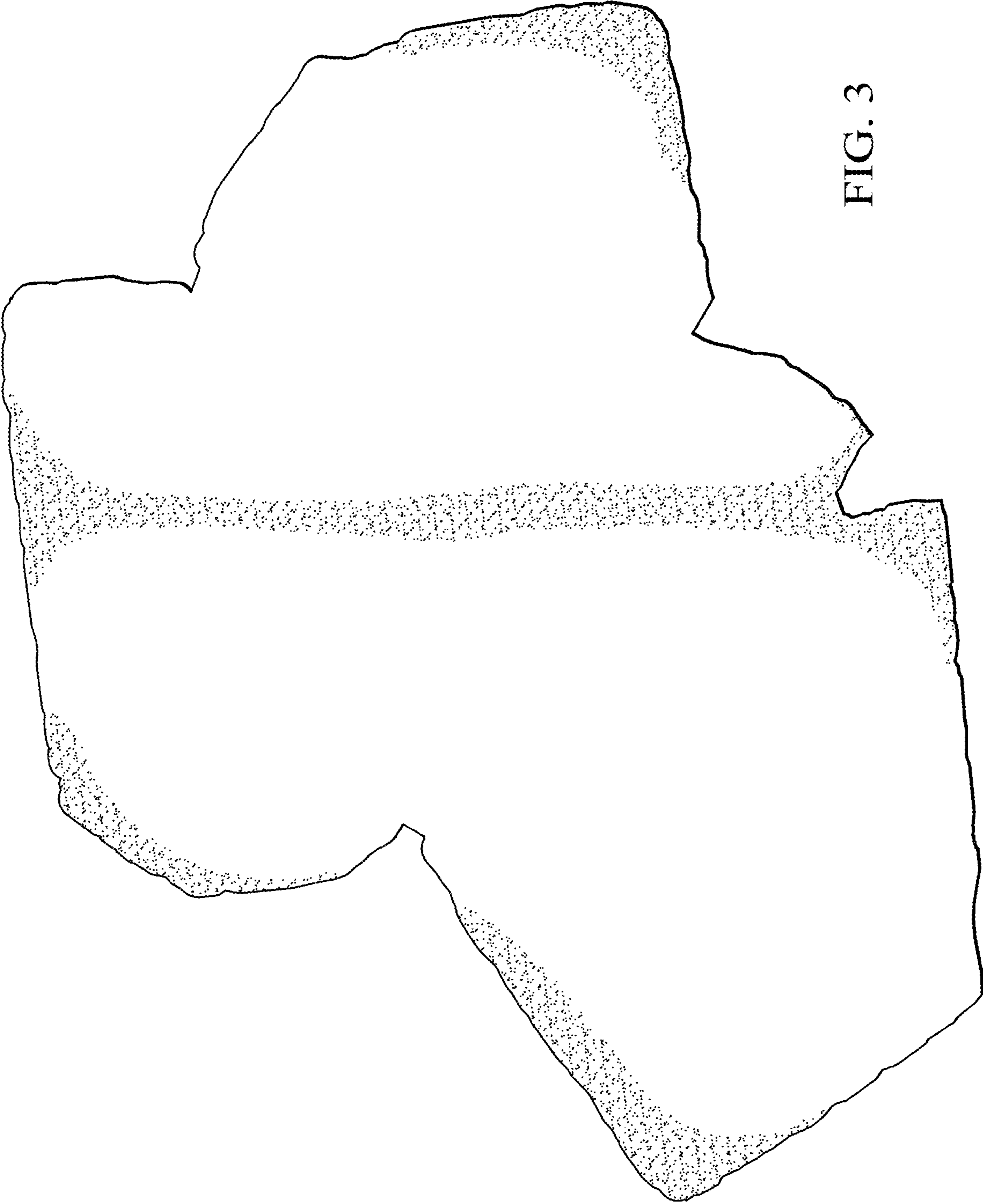


FIG. 3




FIG. 4

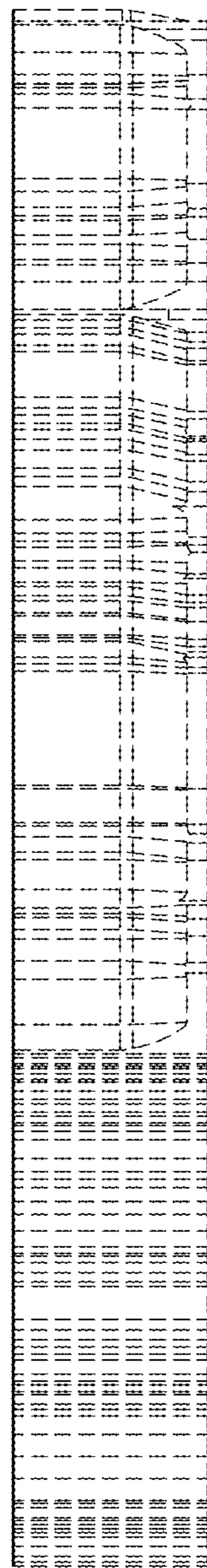


FIG. 5






FIG. 6




FIG. 7