



US00D886984S

(12) **United States Design Patent**
Weiss et al.

(10) **Patent No.:** **US D886,984 S**
(45) **Date of Patent:** **** Jun. 9, 2020**

- (54) **PNEUMATIC ORAL INTERFACE**
- (71) Applicant: **PTW Design & Development, Inc.**,
Berkeley, CA (US)
- (72) Inventors: **Philip Weiss**, Berkeley, CA (US);
Richard Weiss, Berkeley, CA (US)
- (73) Assignee: **PTW DESIGN & DEVELOPMENT,**
INC., Berkeley, CA (US)

3,049,806	A *	8/1962	Cofresi	A61C 17/08 433/93
3,086,289	A *	4/1963	Orsing	A61C 17/08 433/96
3,148,449	A *	9/1964	Van Lanigan	A61C 17/08 433/93
3,456,348	A *	7/1969	Van Lanigan	A61C 17/08 433/94
3,753,292	A *	8/1973	Hutson	A61C 17/08 433/96
3,777,756	A *	12/1973	Lohr	A61C 17/08 433/91

(**) Term: **15 Years**

(Continued)

(21) Appl. No.: **29/671,814**

(22) Filed: **Nov. 29, 2018**

(51) **LOC (12) Cl.** **24-01**

(52) **U.S. Cl.**
USPC **D24/108; D24/112**

(58) **Field of Classification Search**
USPC D24/108, 110, 110.5, 111, 112, 128, 152
CPC A61C 17/08; A61C 17/04; A61F 4/00;
A61M 16/049

See application file for complete search history.

(56) **References Cited**

U.S. PATENT DOCUMENTS

342,042	A *	5/1886	Rowney	A61C 17/08 433/93
1,155,342	A *	10/1915	De Witt	A61C 17/08 433/94
2,696,047	A *	12/1954	Van Lanigan	A61C 17/08 433/96
2,701,916	A *	2/1955	Jarboe	A61C 17/08 433/96
2,830,371	A *	4/1958	Dahl	A61B 13/00 433/93
2,859,518	A *	11/1958	Cohn	A61C 17/08 433/94
2,873,528	A *	2/1959	Thompson	A61C 17/08 433/93
RE24,898	E *	11/1960	Cohn	A61C 17/08 433/94

OTHER PUBLICATIONS

About PTW Assistive Technology Development. Date viewed: Jan. 15, 2020. Retrieved from internet: <https://www.ptwdd.com/about> (Year: 2019).*

Primary Examiner — Lilyana Bekic

(74) *Attorney, Agent, or Firm* — Kwan & Olynick LLP

(57)

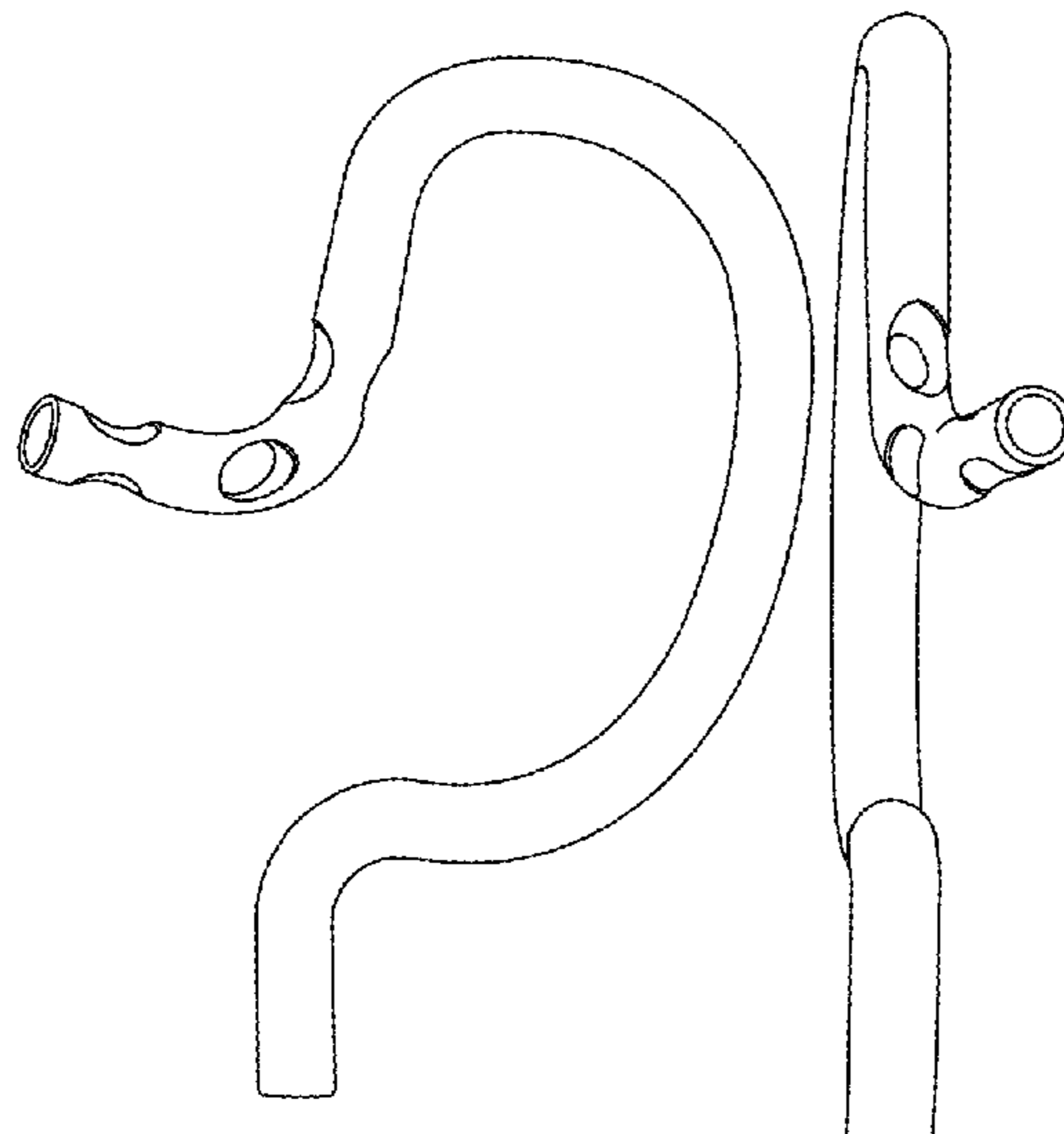
CLAIM

The ornamental design for a pneumatic oral interface, as shown and described.

DESCRIPTION

FIG. 1 is a right side view of the pneumatic oral interface showing our new design;
FIG. 2 is a left side view thereof;
FIG. 3 is a front view thereof;
FIG. 4 is a back view thereof;
FIG. 5 is a top view thereof;
FIG. 6 is a bottom view thereof;
FIG. 7 is a perspective view thereof showing the front and right side; and,
FIG. 8 is a perspective view thereof showing the back and left side.

1 Claim, 3 Drawing Sheets



(56)

References Cited

U.S. PATENT DOCUMENTS

3,787,978	A *	1/1974	Rogers	A61C 17/08 433/94
3,802,081	A *	4/1974	Rogers	A61C 17/08 433/93
3,885,312	A *	5/1975	Nordin	A61C 17/08 433/96
3,890,712	A *	6/1975	Lopez	A61C 17/08 433/92
4,167,814	A *	9/1979	Schubert	A61C 17/08 433/93
D258,531	S *	3/1981	Orsing	D24/112
5,078,602	A *	1/1992	Honoshofsky	A61C 17/08 433/91
5,203,699	A *	4/1993	McGuire	A61C 17/08 433/93
D345,417	S *	3/1994	Sharipov	D24/108
5,873,718	A *	2/1999	Sullivan	A61C 17/08 433/93
D760,381	S *	6/2016	Fox	D24/112
9,532,857	B2 *	1/2017	Ronto	A61C 17/08
2001/0024778	A1 *	9/2001	Hoffman	A61C 17/08 433/91
2011/0220124	A1 *	9/2011	Vaska	A61M 16/0488 128/848
2013/0203012	A1 *	8/2013	Walker	A61C 17/08 433/92
2017/0151404	A1 *	6/2017	Hunt	A61M 16/049
2018/0193120	A1 *	7/2018	Asum	A61C 17/04
2019/0328988	A1 *	10/2019	Weiss	A61M 25/02

* cited by examiner

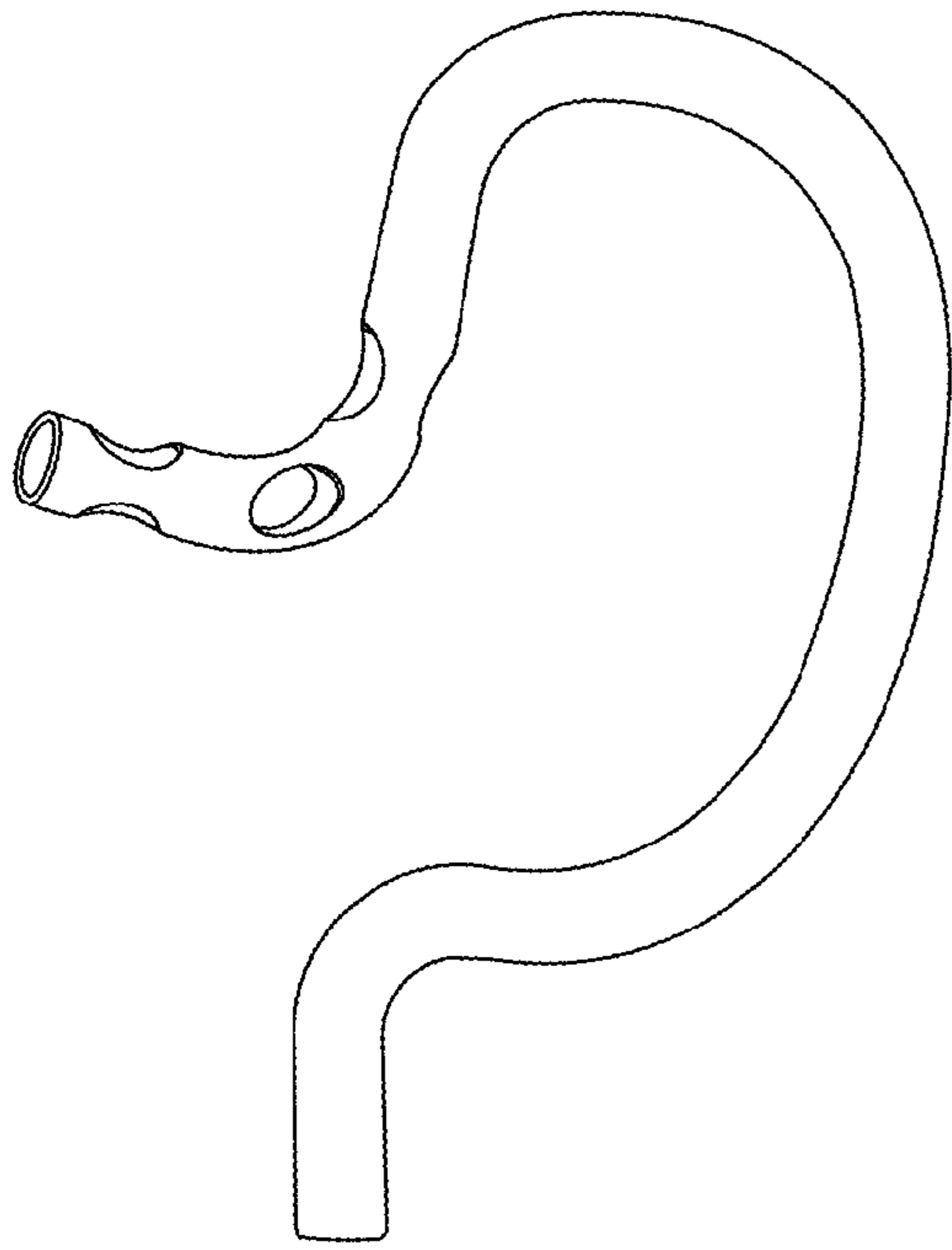


FIG. 1

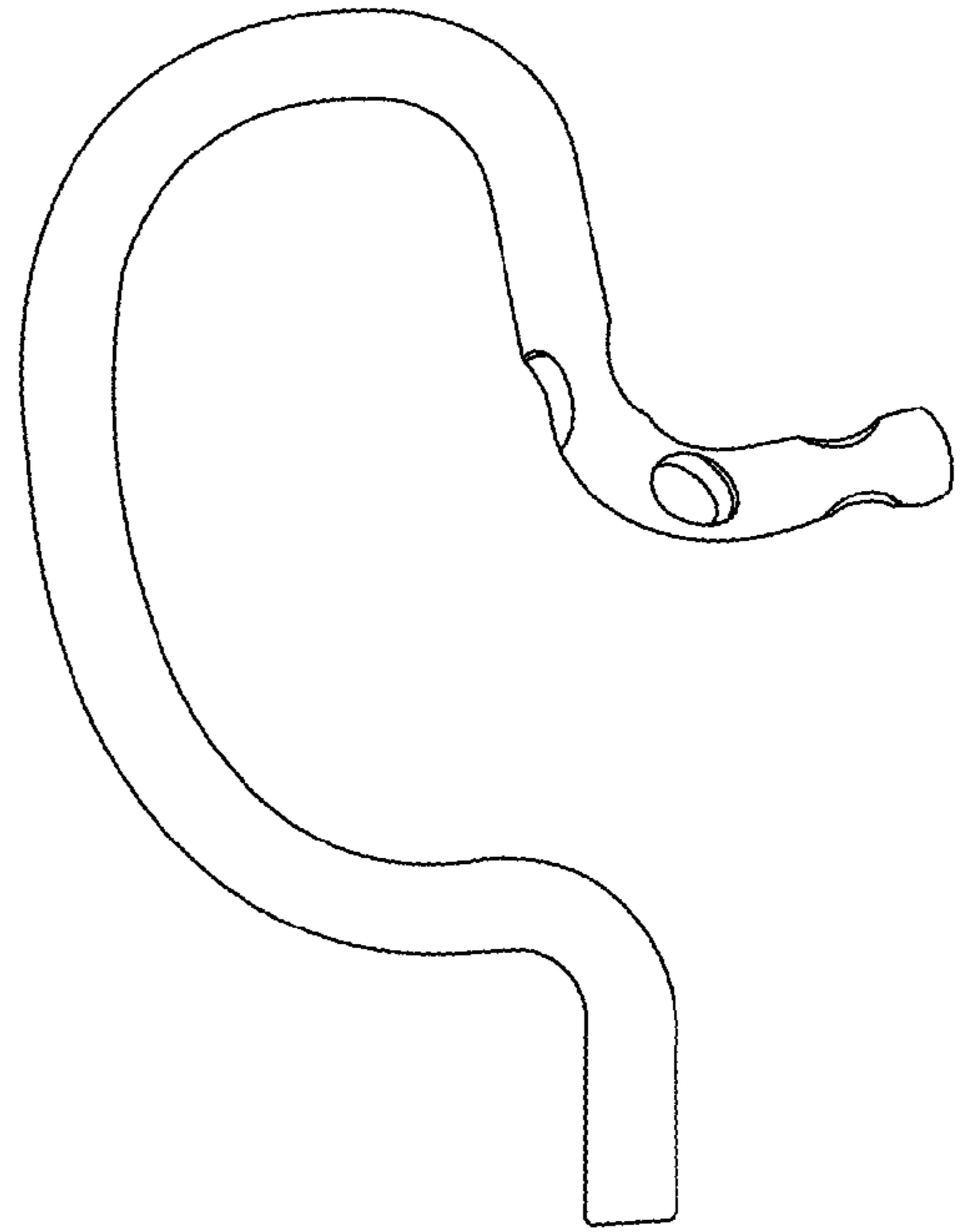


FIG. 2




FIG. 3

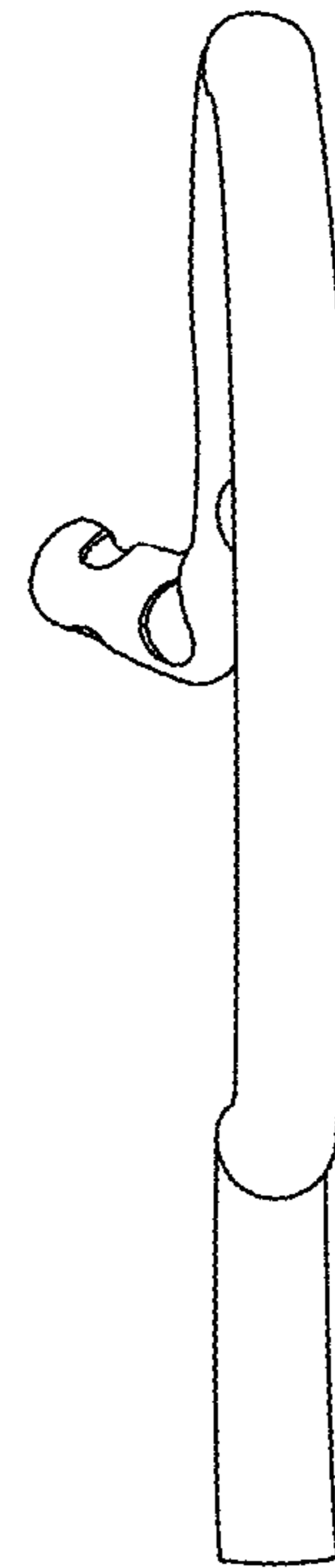


FIG. 4

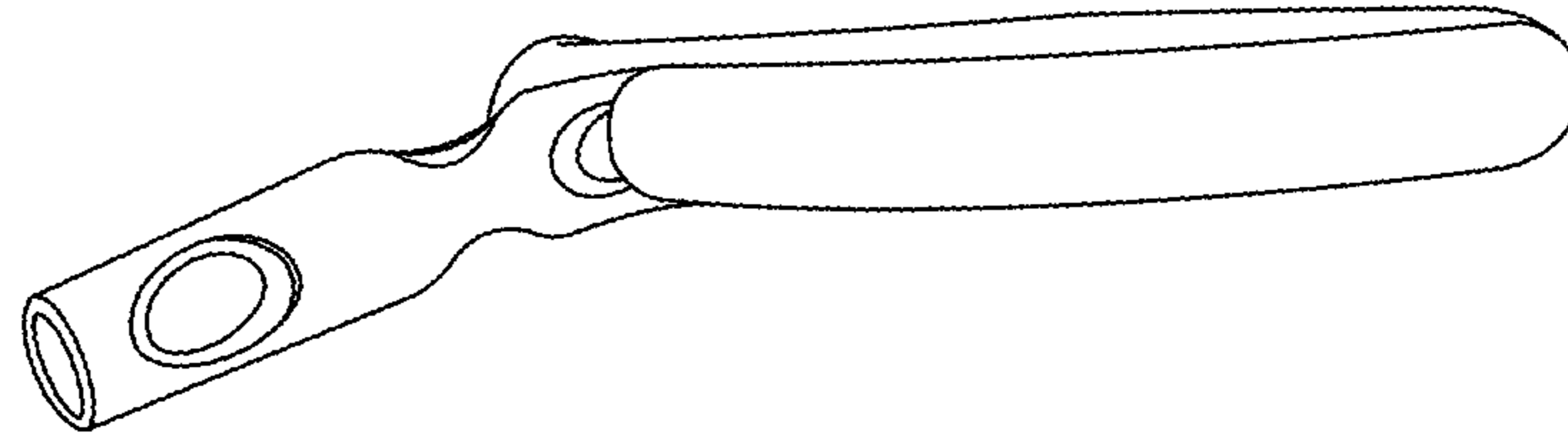


FIG. 5

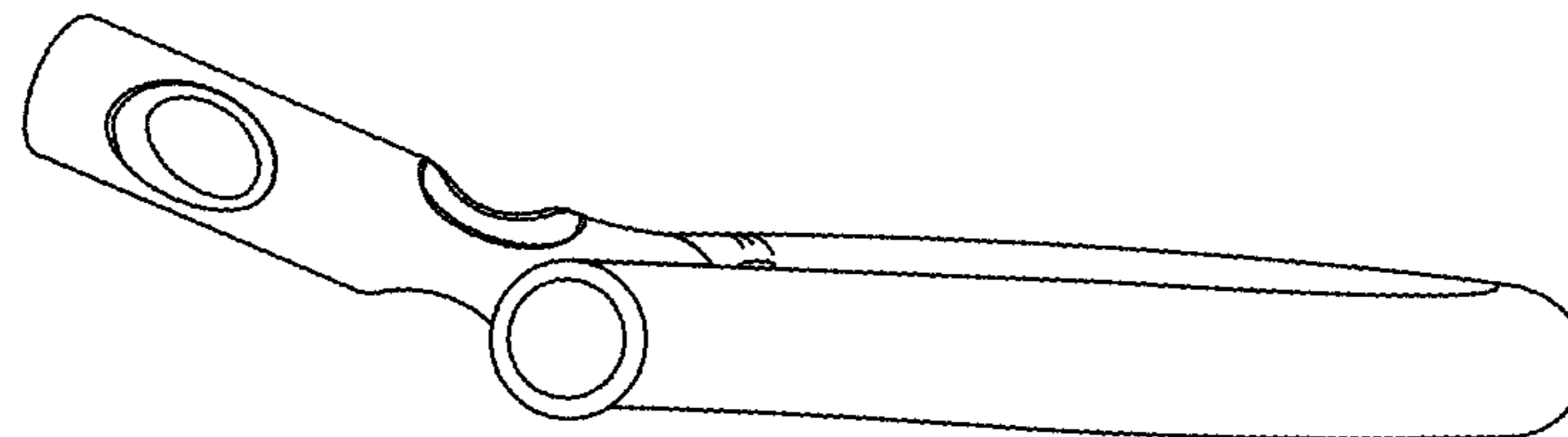


FIG. 6

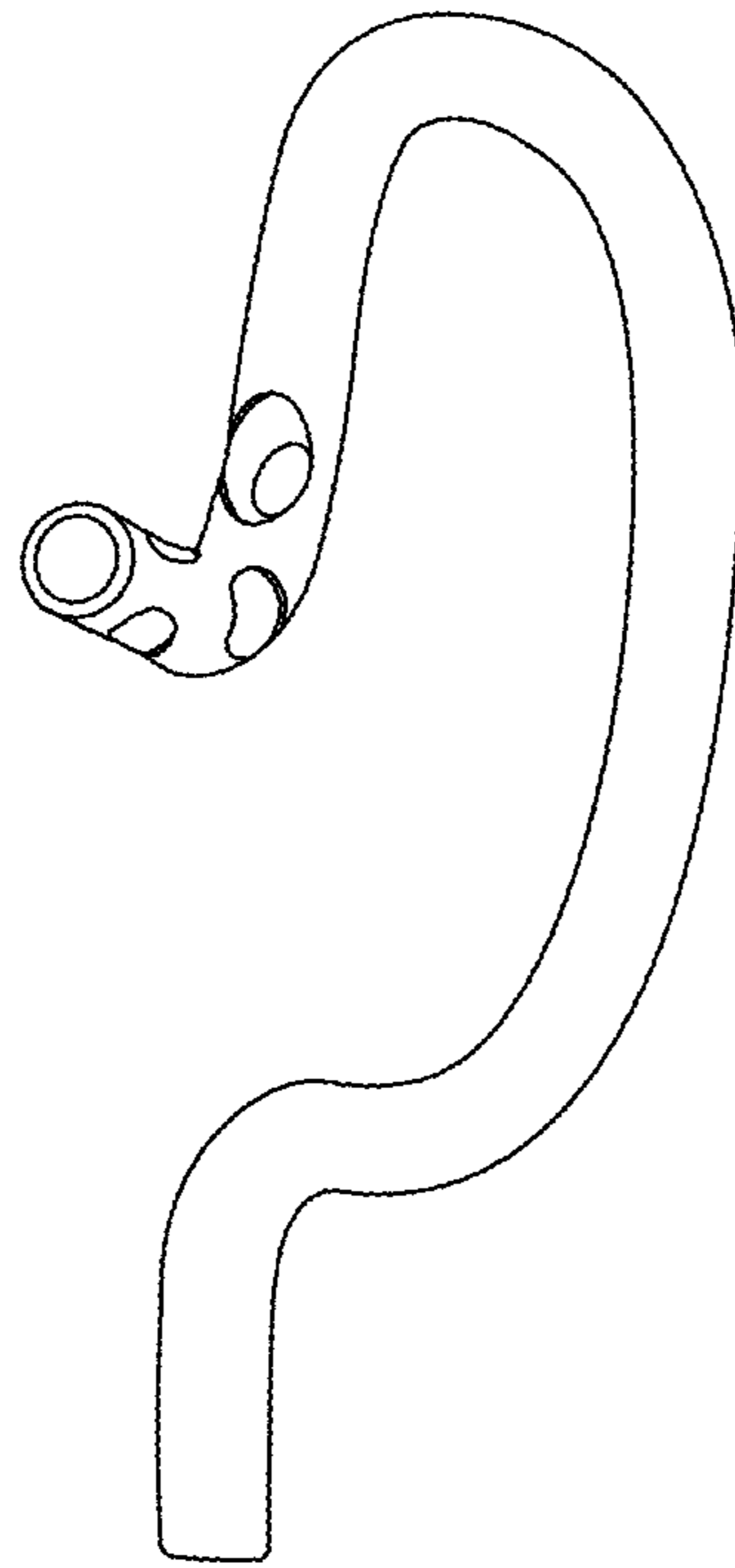


FIG. 7

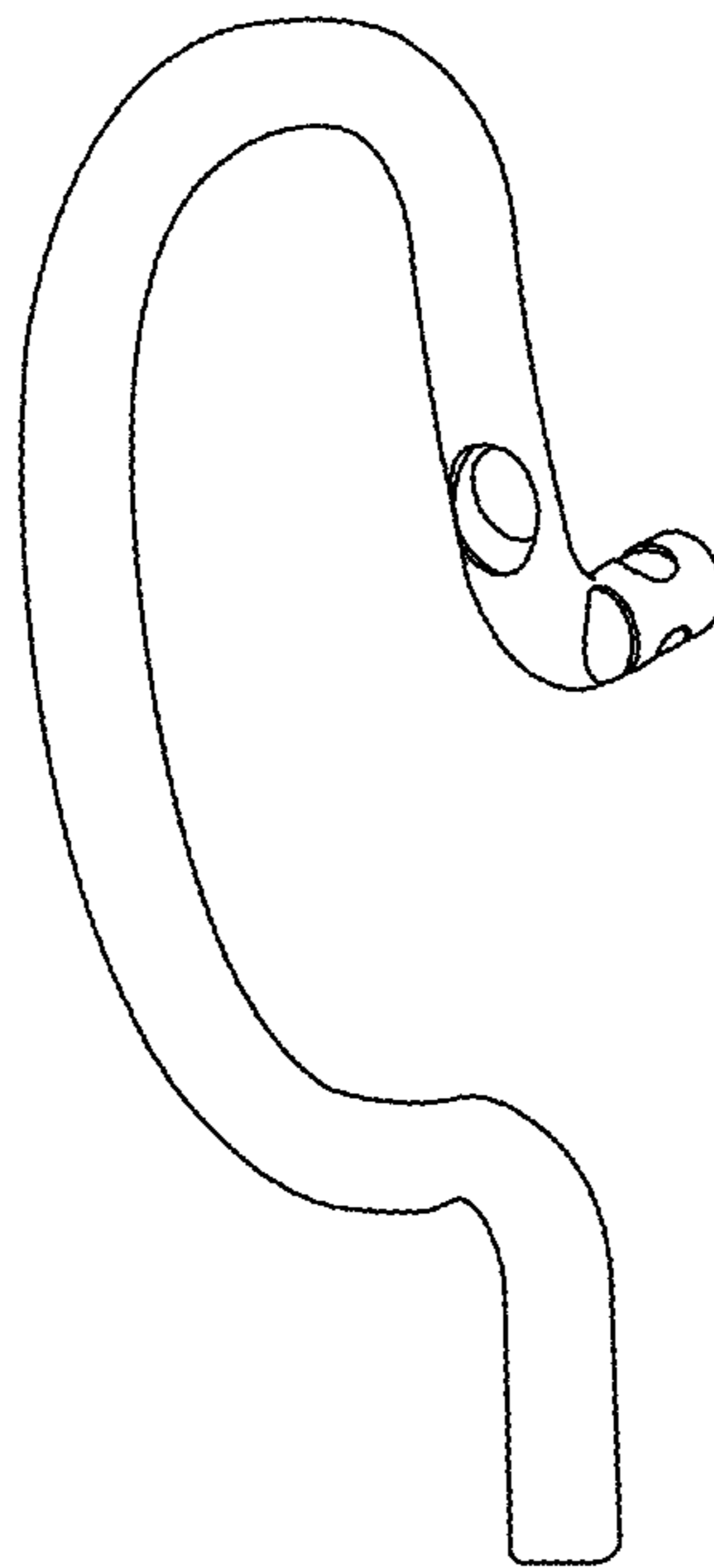


FIG. 8