



US00D886981S

(12) **United States Design Patent**
Steele Allen

(10) **Patent No.:** **US D886,981 S**

(45) **Date of Patent:** **** Jun. 9, 2020**

- (54) **FOOD COOLING DEVICE**
- (71) Applicant: **Ellay Holdings, LLC**, Farmington Hills, MI (US)
- (72) Inventor: **LaShonda Steele Allen**, Farmington Hills, MI (US)
- (73) Assignee: **ELLAY HOLDINGS, LLC**, Farmington Hills, MI (US)
- (**) Term: **15 Years**
- (21) Appl. No.: **29/586,609**
- (22) Filed: **Dec. 6, 2016**
- (51) **LOC (12) Cl.** **23-04**
- (52) **U.S. Cl.**
USPC **D23/379**
- (58) **Field of Classification Search**
USPC D23/370-379, 381-385, 411-414, 360, D23/314, 335, 328, 332
CPC . F04D 5/00; F04D 27/00; F04D 25/10; F04D 29/64; F04D 19/00; F24H 3/04; B65D 71/00
See application file for complete search history.

- D475,777 S * 6/2003 Pennington D23/379
- D482,064 S * 11/2003 Steiner D19/123
- D511,017 S * 10/2005 Chang D26/51
- 7,017,871 B2 * 3/2006 Chen F04D 29/601
248/161
- D548,454 S * 8/2007 Radtke D23/379
- D556,878 S * 12/2007 Radtke D23/314
- D560,790 S * 1/2008 Chernick D23/379
- D561,880 S * 2/2008 Radtke D23/328
- D564,080 S * 3/2008 Chen D23/314
- 7,445,349 B2 * 11/2008 Yu B43K 7/005
362/253
- D635,656 S * 4/2011 Ghosn D23/370
- D676,535 S * 2/2013 Barrett D23/328
- D689,662 S * 9/2013 Vigil D23/379
- D698,432 S * 1/2014 Herbst D23/379
- D733,281 S * 6/2015 Herbst D23/328
- D767,747 S * 9/2016 Wang D23/379
- D796,023 S * 8/2017 Dou D23/370

(Continued)

Primary Examiner — Janice Hallmark

(74) Attorney, Agent, or Firm — The Dobrusin Law Firm, P.C.

(57) **CLAIM**

The ornamental design for a food cooling device, as shown and described.

DESCRIPTION

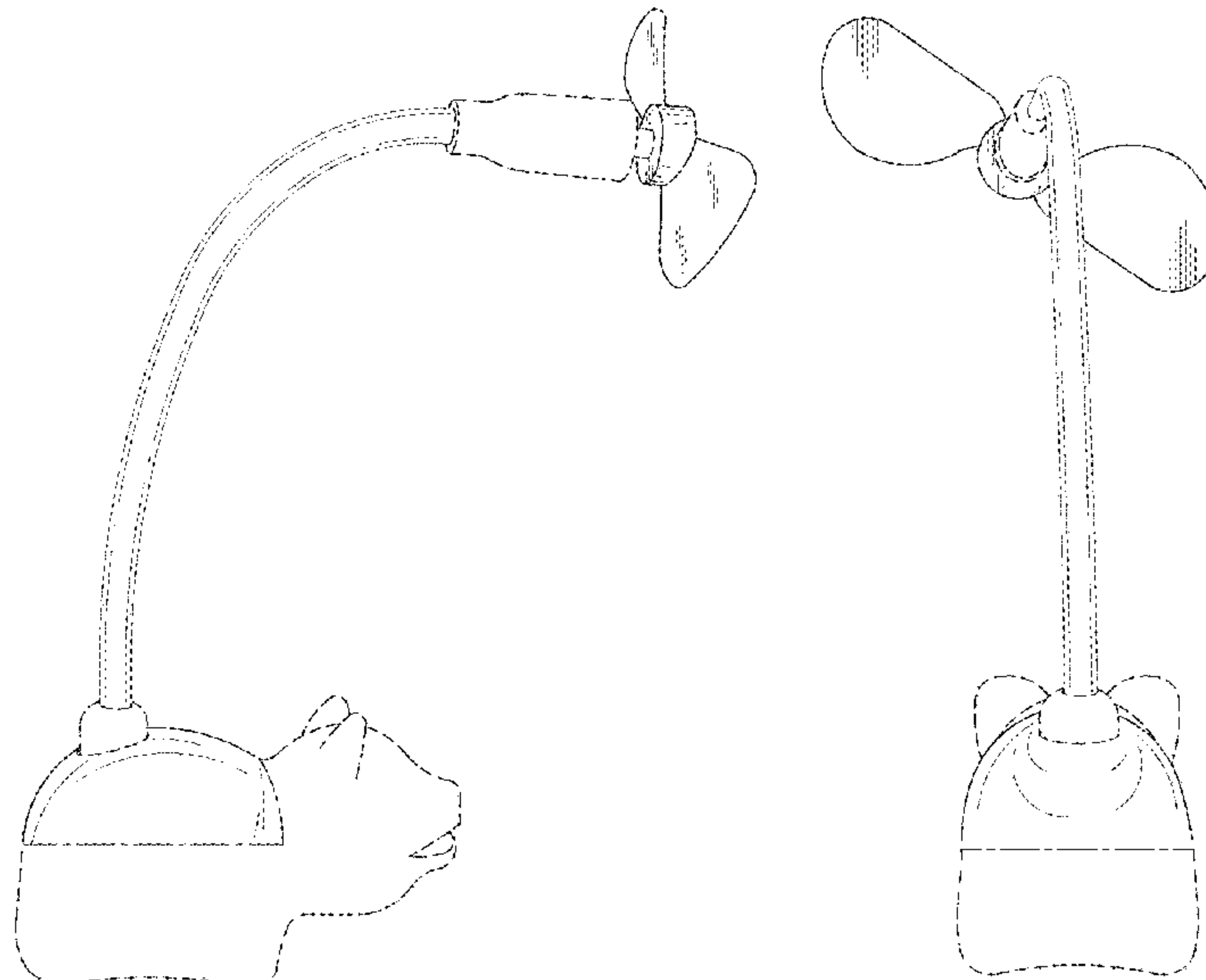
FIG. 1 is a right side elevational view thereof.
 FIG. 2 is a left side elevational view thereof.
 FIG. 3 is a front elevational view thereof.
 FIG. 4 is a rear elevational view thereof.
 FIG. 5 is a top perspective view of the present invention; and,
 FIG. 6 is a bottom plan view thereof.
 The broken lines showing environment in the drawings are for illustrative purposes only and form no part of the claimed design.

1 Claim, 3 Drawing Sheets

(56) **References Cited**

U.S. PATENT DOCUMENTS

- D334,976 S * 4/1993 Yuen D23/377
- D396,104 S * 7/1998 Radtke D23/332
- D398,386 S * 9/1998 Chan D23/324
- D400,976 S * 11/1998 Bloom D23/379
- 5,851,106 A * 12/1998 Steiner A61L 9/122
416/63
- 6,109,874 A * 8/2000 Steiner F04D 25/084
416/229 R
- D451,992 S * 12/2001 Yuen D23/377
- D451,994 S * 12/2001 Yuen D23/379
- D461,552 S * 8/2002 Wright D23/379
- 6,454,539 B1 * 9/2002 Santos F04D 25/084
416/63



(56)

References Cited

U.S. PATENT DOCUMENTS

D843,557 S * 3/2019 Breit D23/379
D845,464 S * 4/2019 Breit D23/379
2013/0313248 A1* 11/2013 Allen H05B 6/129
219/623

* cited by examiner

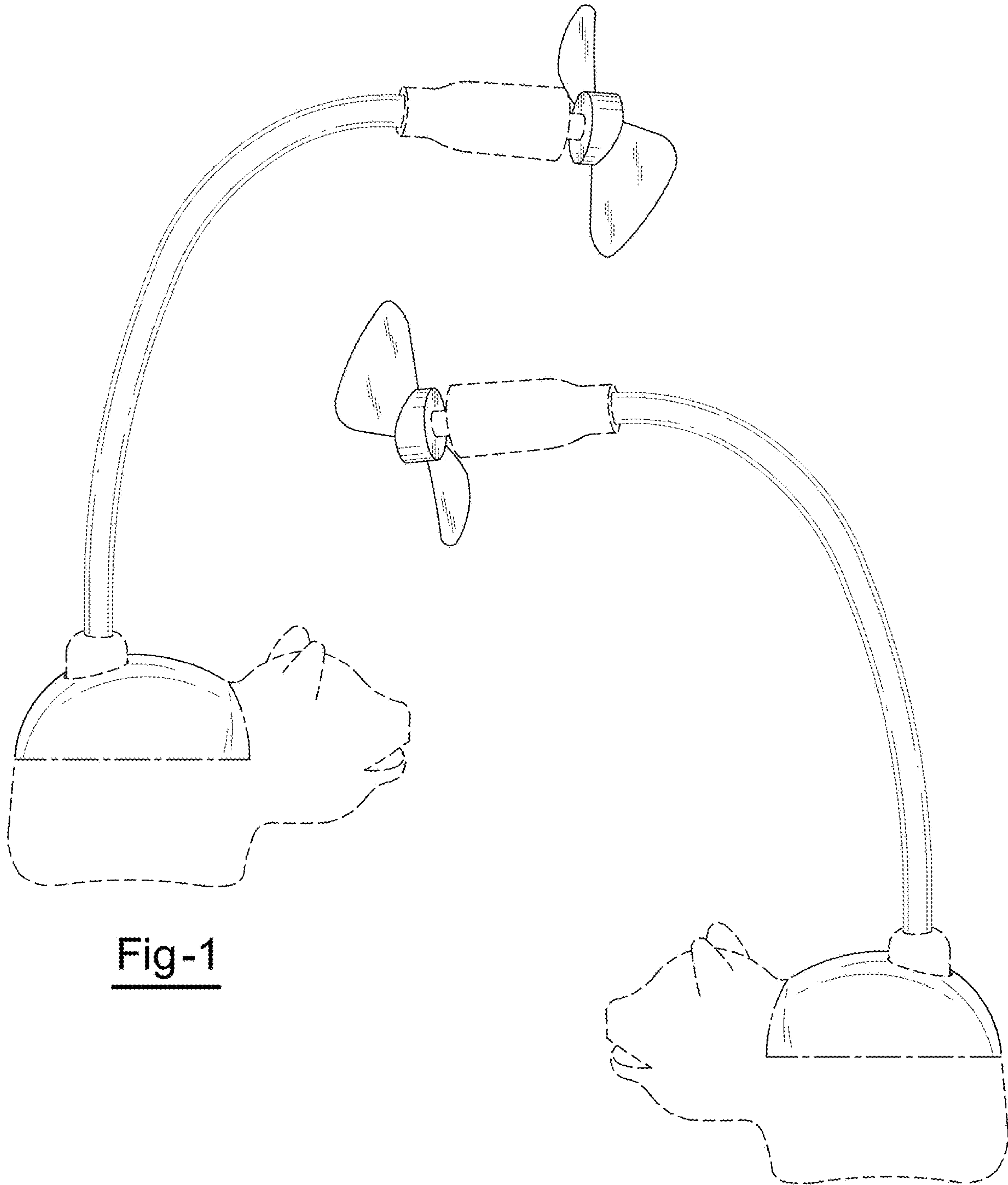


Fig-1

Fig-2

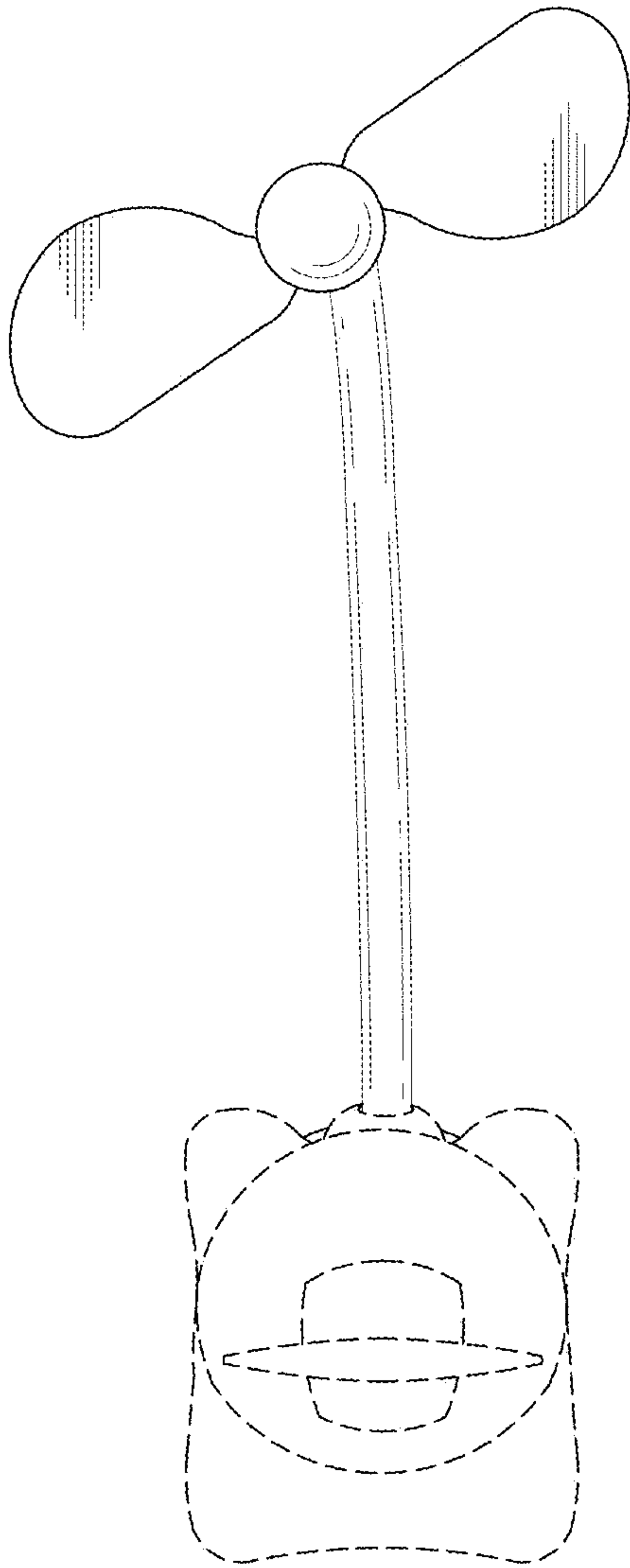


Fig-3

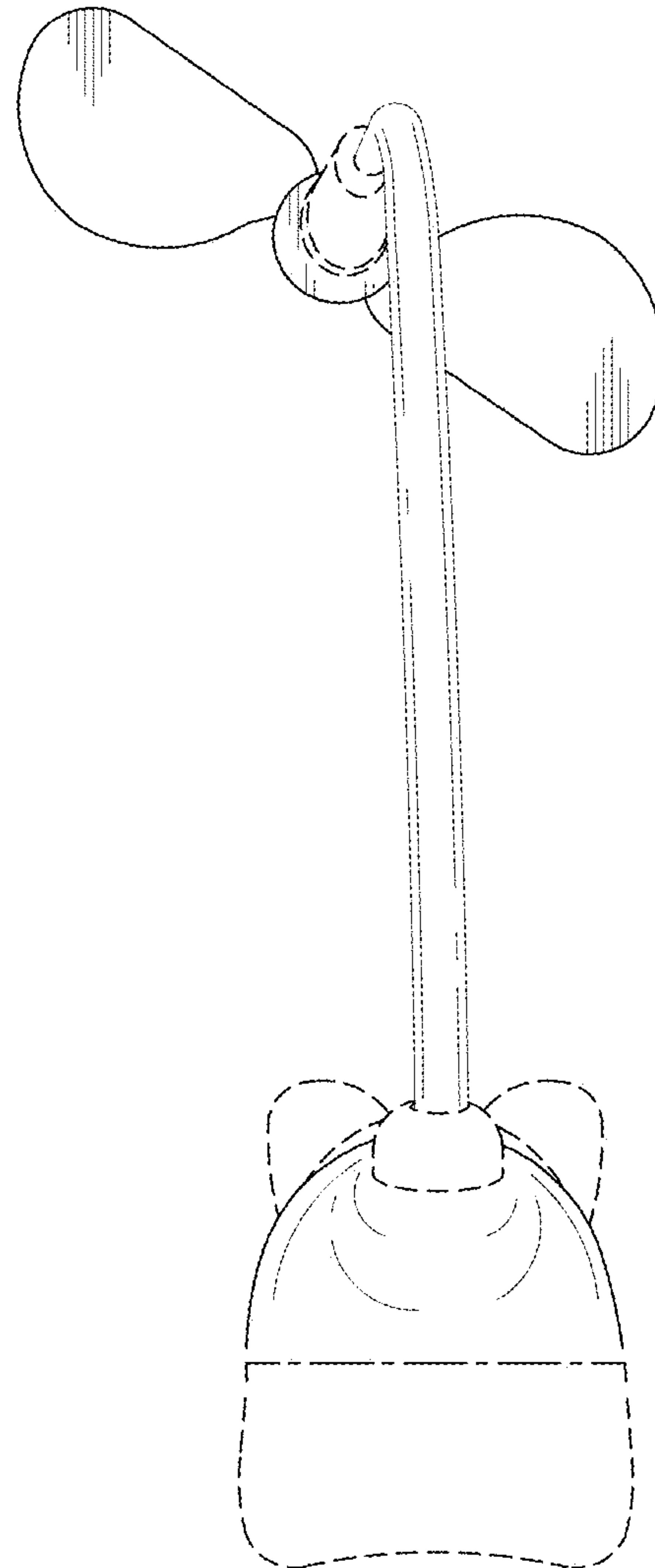


Fig-4

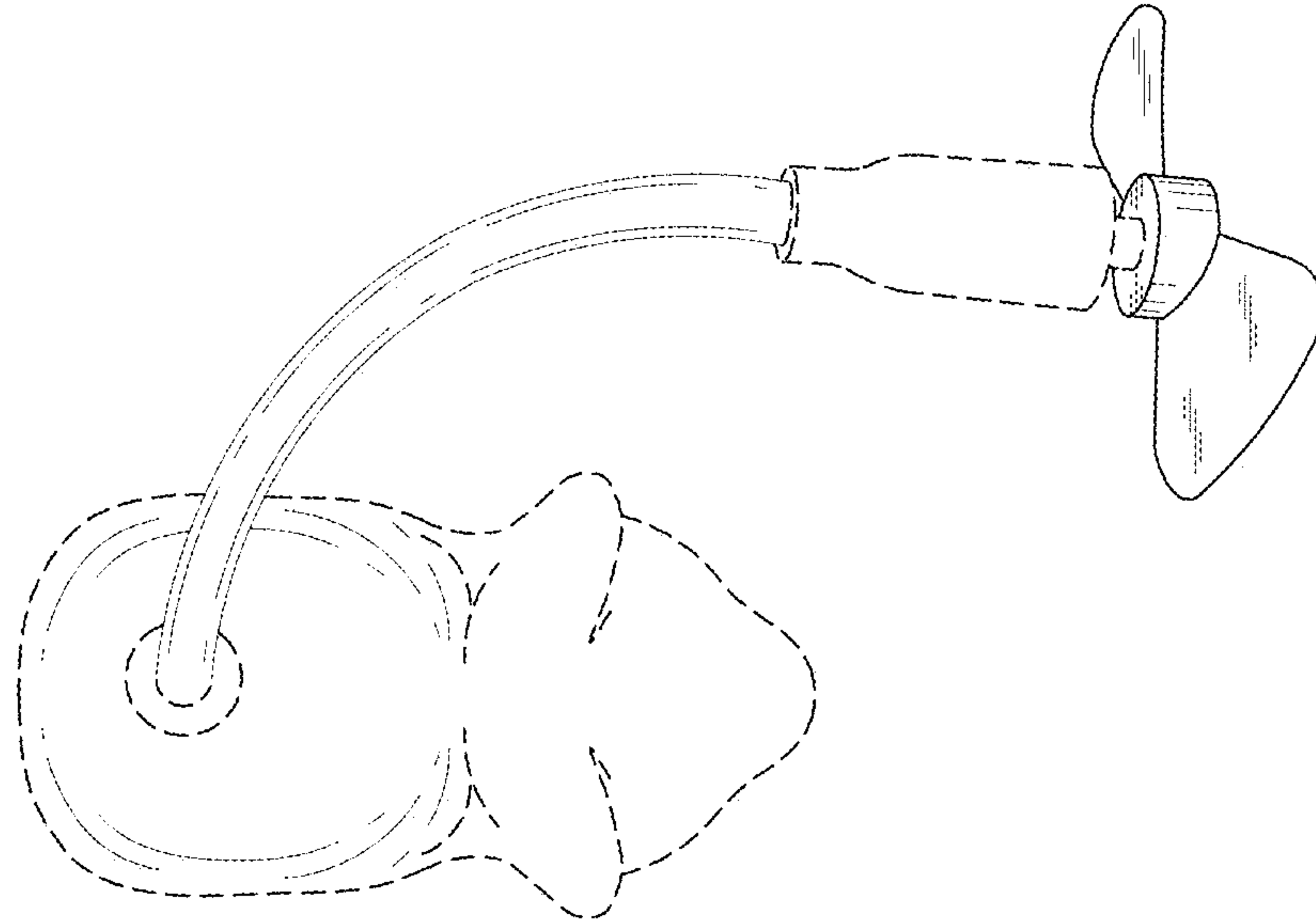


Fig-5

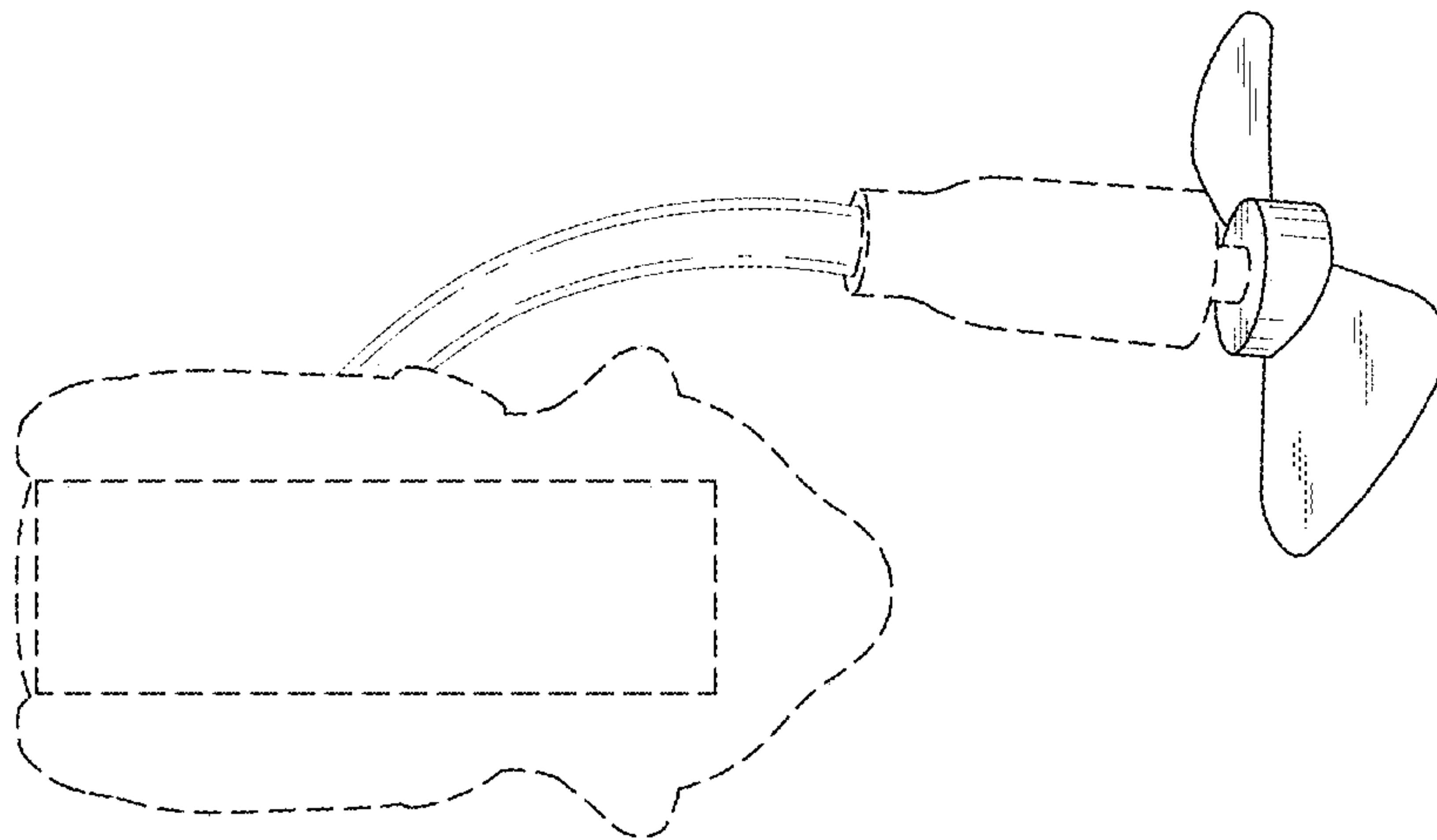


Fig-6