



US00D886978S

(12) **United States Design Patent** (10) **Patent No.:** **US D886,978 S**  
**Jo et al.** (45) **Date of Patent:** **\*\* Jun. 9, 2020**

(54) **DIFFUSER**  
 (71) Applicant: **ABG North Asia Ltd.**, Haeundae-gu,  
 Busan (KR)  
 (72) Inventors: **Hae Jo**, Hanam-si (KR); **Dongyoung Kim**, Seongnam-si (KR)

D836,760 S \* 12/2018 Fredang ..... A61L 11/00  
 D23/364  
 D843,554 S \* 3/2019 Engelhard ..... D23/364  
 D849,218 S \* 5/2019 Liang ..... D23/356  
 D850,595 S \* 6/2019 Li ..... D23/366  
 2018/0110893 A1\* 4/2018 Chang ..... A61L 11/00

(73) Assignee: **Access Business Group International LLC**, Ada, MI (US)

FOREIGN PATENT DOCUMENTS  
 JP 4201504 12/2008  
 JP 4322625 9/2009  
 JP 6330680 5/2018

(\*\*) Term: **15 Years**

\* cited by examiner

(21) Appl. No.: **29/672,506**

*Primary Examiner* — Sheryl Lane

(22) Filed: **Dec. 6, 2018**

*Assistant Examiner* — Calvin E Vansant

(30) **Foreign Application Priority Data**

(74) *Attorney, Agent, or Firm* — Warner Norcross + Judd LLP

Aug. 10, 2018 (KR) ..... 30-2018-0037236

(51) **LOC (12) Cl.** ..... **23-04**

(52) **U.S. Cl.**  
 USPC ..... **D23/366**

(58) **Field of Classification Search**  
 USPC ..... D23/208, 355–369, 386  
 CPC ..... A61L 9/02; A61L 9/03; A61L 9/12; A61L 9/035; A61L 9/125  
 See application file for complete search history.

(57) **CLAIM**

The ornamental design for a diffuser, as shown and described.

(56) **References Cited**

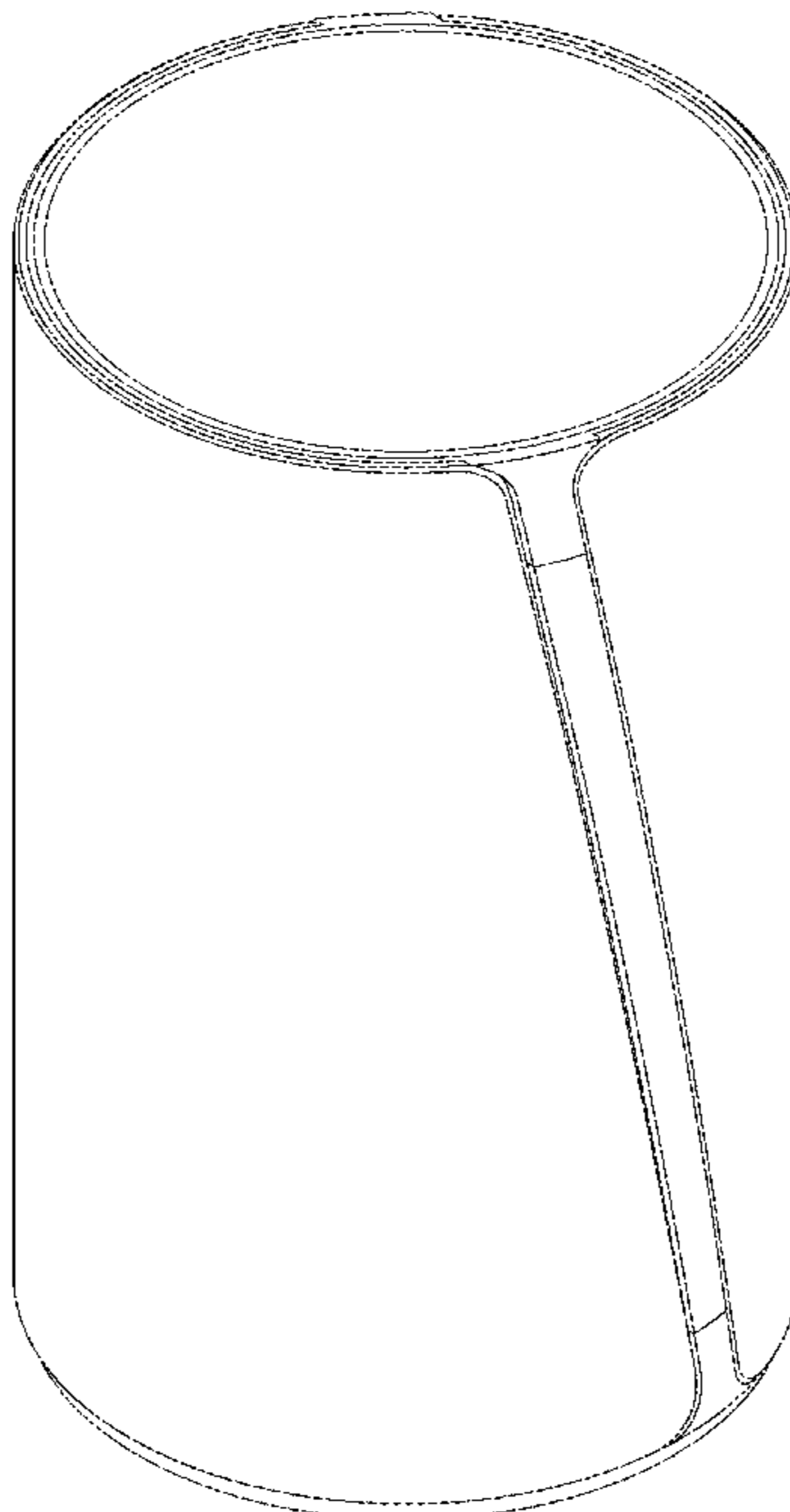
U.S. PATENT DOCUMENTS

D225,852 S \* 1/1973 Gaylord ..... D23/359  
 D253,549 S \* 11/1979 Seager ..... D23/366  
 D665,066 S \* 8/2012 Browder ..... D23/366  
 D681,182 S \* 4/2013 Tomas Vilarasa ..... D23/366  
 D685,900 S \* 7/2013 Sayre ..... D23/366  
 D810,265 S \* 2/2018 Chen ..... D23/366  
 D827,802 S \* 9/2018 Chen ..... D23/366

**DESCRIPTION**

FIG. 1 is a perspective view of the diffuser embodying the new design;  
 FIG. 2 is a front view thereof;  
 FIG. 3 is a back view thereof;  
 FIG. 4 is a left side view thereof;  
 FIG. 5 is a right side view thereof;  
 FIG. 6 is a top view thereof; and,  
 FIG. 7 is a bottom view thereof.  
 FIGS. 2-5 and 7 illustrate unclaimed portions of the diffuser in broken lines. The broken line portions of the diffuser form no part of the claimed design.

**1 Claim, 7 Drawing Sheets**



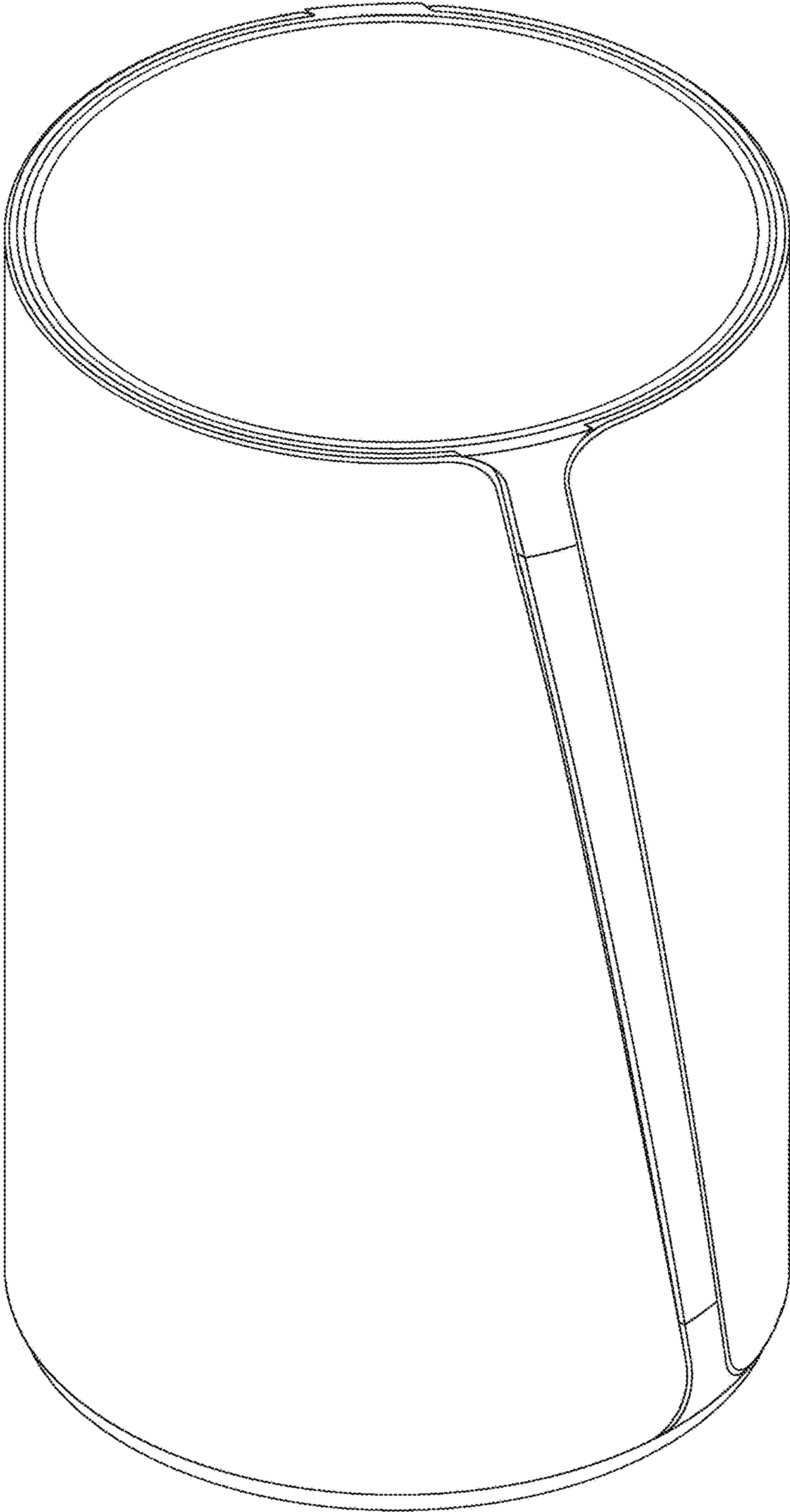


Fig. 1




Fig. 2




Fig. 3




Fig. 4




Fig. 5




Fig. 6

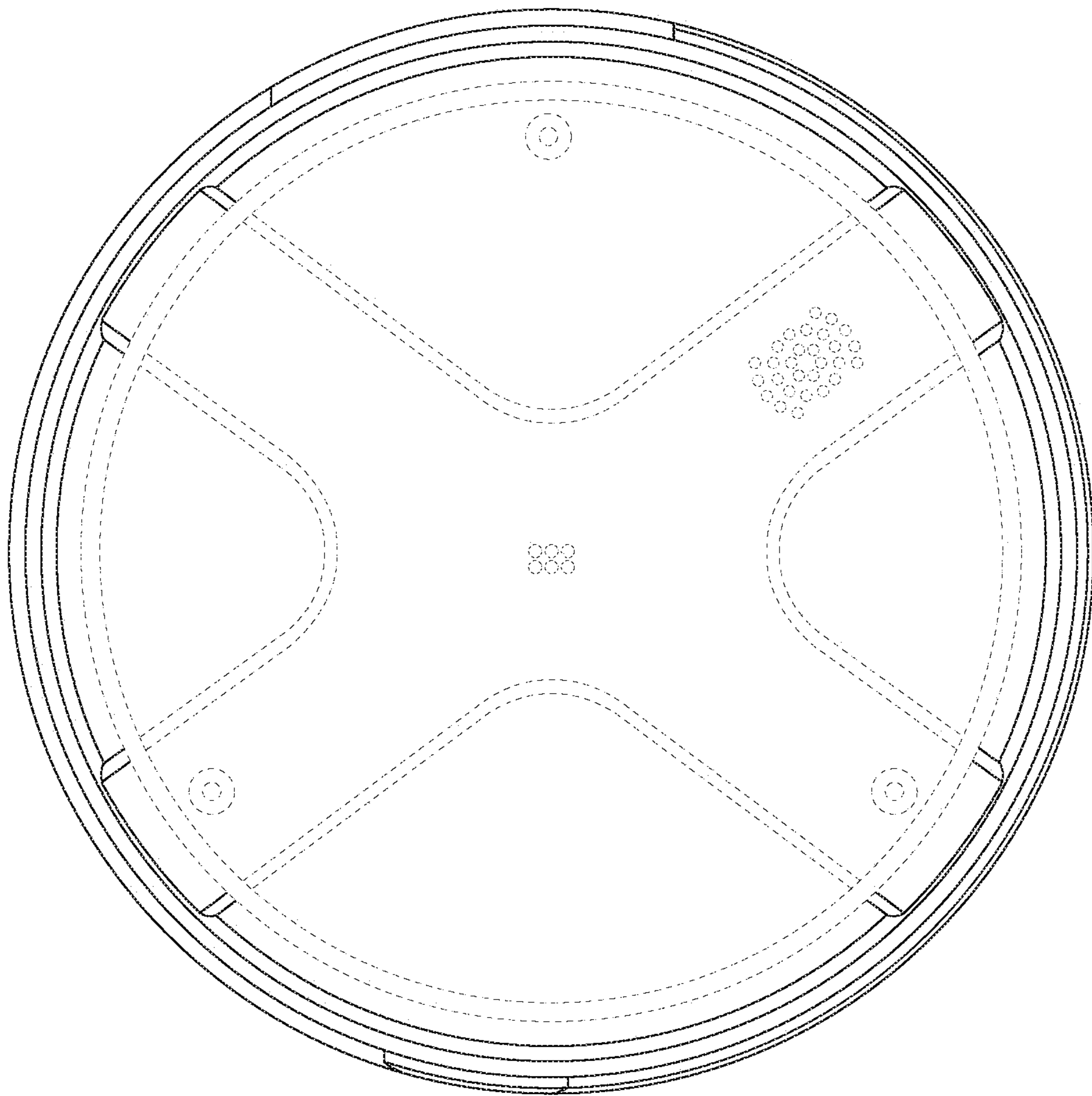


Fig. 7