



US00D886957S

(12) **United States Design Patent**
Song et al.

(10) **Patent No.:** **US D886,957 S**
(45) **Date of Patent:** **** Jun. 9, 2020**

(54) **DRAIN COVER**
(71) Applicant: **AS America, Inc.**, Piscataway, NJ (US)
(72) Inventors: **Ki Bok Song**, Plainview, NY (US);
Alison Lyons, New York, NY (US);
Jiekun Qian, Elmhurst, NY (US);
Jean-Jacques L’Henaff, New Canaan,
CT (US); **Emilie Williams**, South
Plainfield, NJ (US)

D394,924 S 6/1998 Julien
6,766,545 B2 * 7/2004 Hodges E03C 1/20
210/164
D687,525 S * 8/2013 Heiser D23/261
8,603,605 B2 12/2013 Dretzka
D714,509 S 9/2014 Thomas
D723,139 S * 2/2015 Bernoti D23/260
D770,715 S 11/2016 Cooper
9,657,469 B2 * 5/2017 Edmonds E03C 1/2306
D793,018 S 7/2017 Day
D831,170 S 10/2018 Schluter
(Continued)

(73) Assignee: **AS America, Inc.**, Piscataway, NJ (US)
(**) Term: **15 Years**

(21) Appl. No.: **29/628,808**

(22) Filed: **Dec. 7, 2017**

(51) **LOC (12) Cl.** **23-01**

(52) **U.S. Cl.**
USPC **D23/261**

(58) **Field of Classification Search**
USPC D23/259, 209, 260–261, 303–304, 310,
D23/388; 4/178.22, 222.1,
4/255.01–255.12, 256.1, 286–289,
4/290–295, 309, 490, 507, 596, 652, 680;
220/787, 789, 203.1, 241, 780; D7/667
See application file for complete search history.

(56) **References Cited**

U.S. PATENT DOCUMENTS

931,019 A * 8/1909 Dawes et al. E03C 1/22
210/163
D189,080 S * 10/1960 Hauser D23/261
3,212,416 A * 10/1965 Boersma E03F 5/06
210/163
4,257,892 A * 3/1981 Boersma E03F 5/0407
210/163
4,999,858 A * 3/1991 Wu E03C 1/26
15/104.33
5,662,138 A * 9/1997 Wang E03F 5/042
137/315.08

OTHER PUBLICATIONS

Examination Report dated Feb. 18, 2019, directed to CA Applica-
tion No. 181570; 1 page.

(Continued)

Primary Examiner — Amy C Wierenga
(74) *Attorney, Agent, or Firm* — Morrison & Foerster
LLP

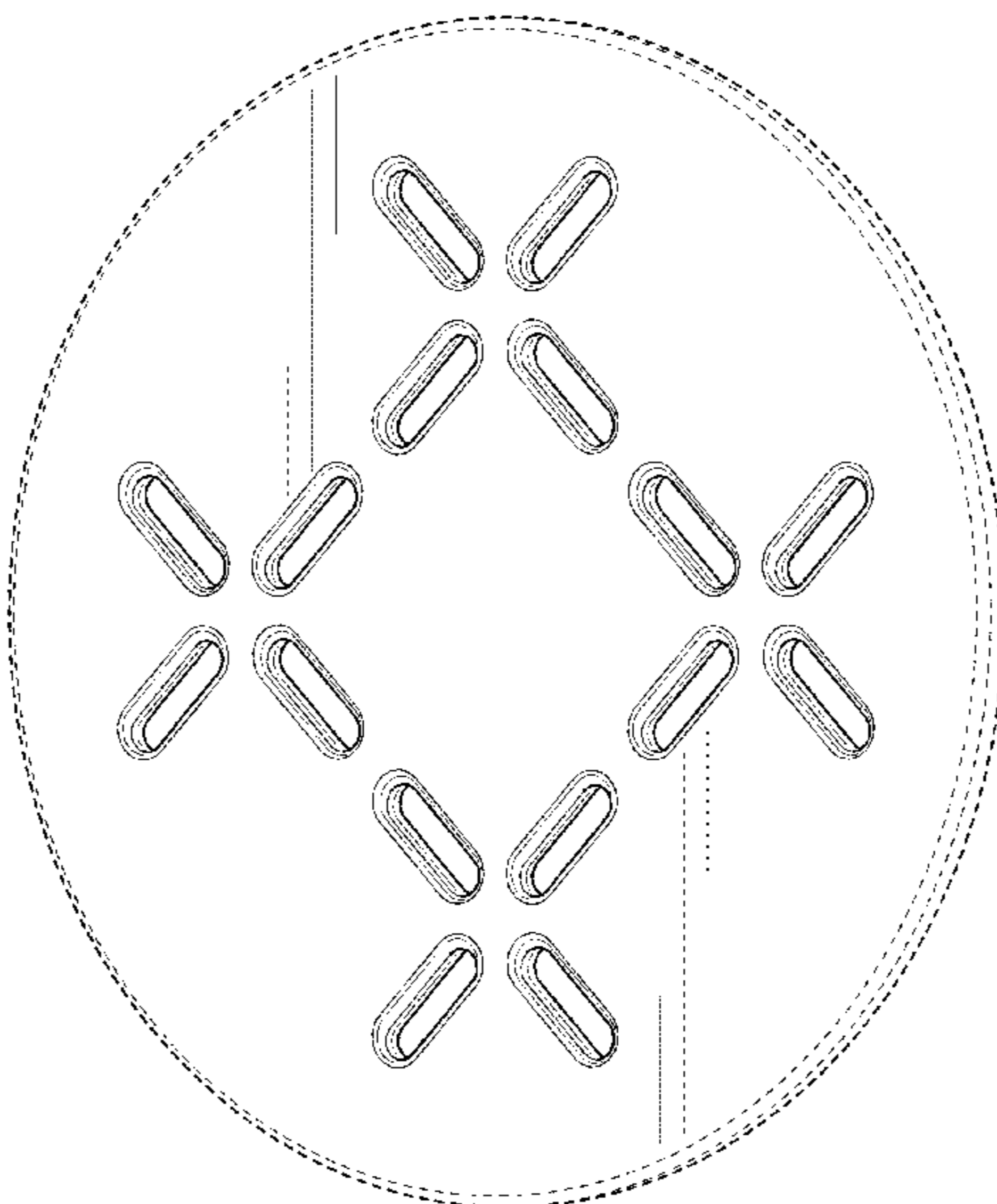
(57) **CLAIM**

We claim the ornamental design for a drain cover, as shown
and described.

DESCRIPTION

FIG. 1 is a front perspective view of a drain cover showing
our new design;
FIG. 2 is a top view thereof;
FIG. 3 is a bottom view thereof;
FIG. 4 is a front view thereof;
FIG. 5 is a rear view thereof;
FIG. 6 is a side view thereof; and,
FIG. 7 is side view of the opposite side of FIG. 6.
The evenly dashed broken lines in the drawings depict
portions of the drain cover that form no part of the claimed
design.

1 Claim, 5 Drawing Sheets



(56)

References Cited

U.S. PATENT DOCUMENTS

D831,172 S	10/2018	Schluter	
D833,101 S	11/2018	Day	
2010/0043136 A1*	2/2010	Michael A47K 3/40 4/613
2018/0098667 A1	4/2018	Loynes	

OTHER PUBLICATIONS

Examination Report dated Feb. 26, 2019, directed to CA Application No. 181571; 1 page.

Notice of Allowance dated Dec. 10, 2018, directed to MX Application No. MX/f/2018/001663; 5 pages.

Notice of Allowance dated Nov. 16, 2018, directed to MX Application No. MX/f/2018/001662; 5 pages.

* cited by examiner

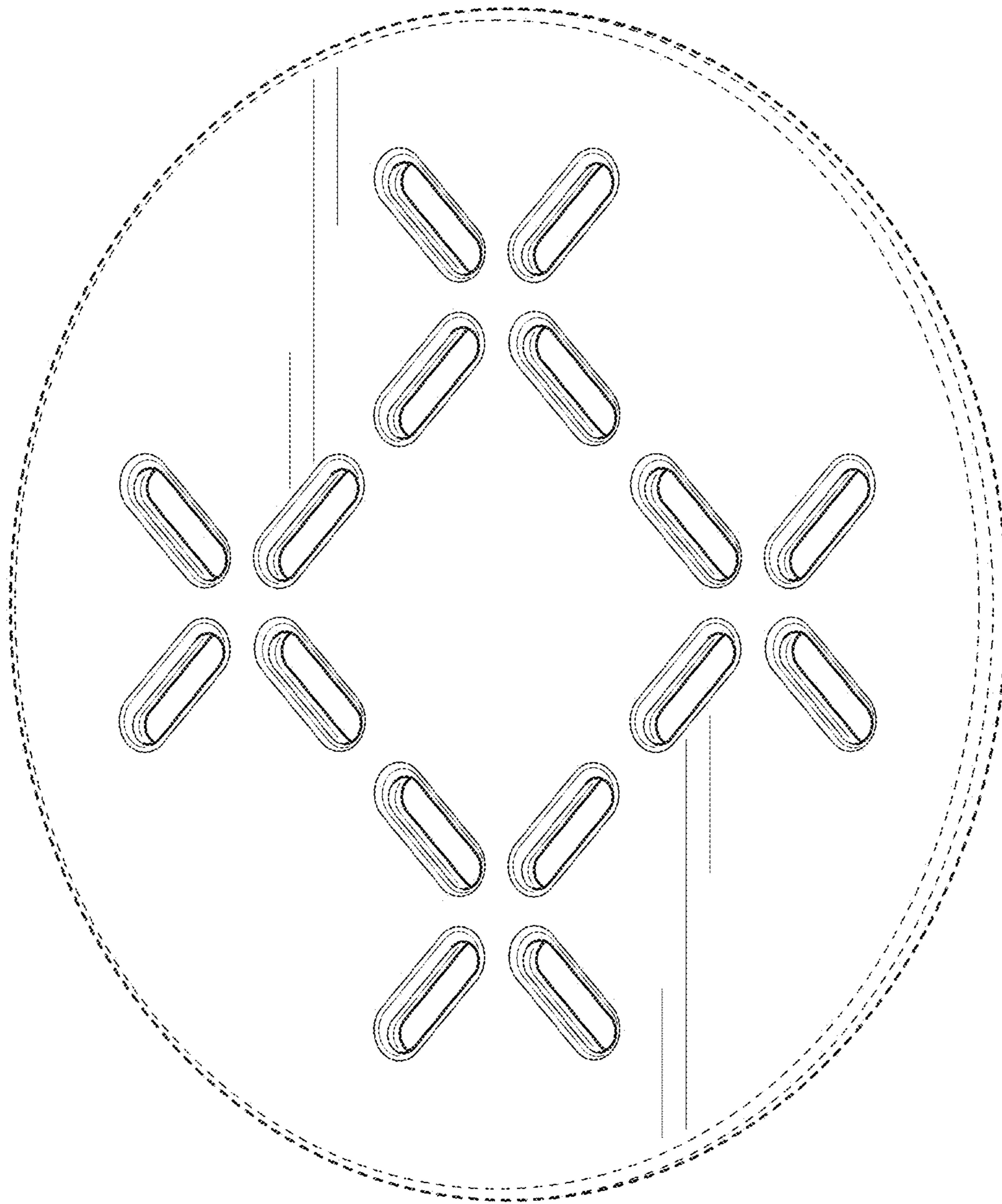


FIG. 1




FIG. 2




FIG. 3

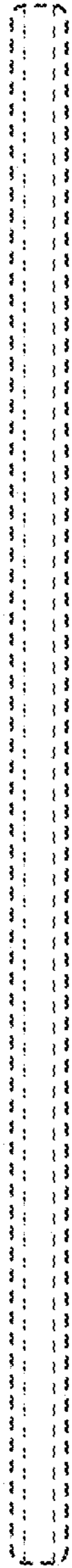


FIG. 4



FIG. 5



FIG. 6



FIG. 7