



US00D886939S

(12) **United States Design Patent**
Hebert

(10) **Patent No.:** **US D886,939 S**

(45) **Date of Patent:** **** Jun. 9, 2020**

(54) **WATERFOWL DECOY ANCHOR LINE APPARATUS**

(71) Applicant: **Damon Hebert**, Jennings, LA (US)

(72) Inventor: **Damon Hebert**, Jennings, LA (US)

(**) Term: **15 Years**

(21) Appl. No.: **29/684,368**

(22) Filed: **Mar. 20, 2019**

(51) **LOC (12) Cl.** **22-05**

(52) **U.S. Cl.**
USPC **D22/125**

(58) **Field of Classification Search**
USPC D25/125, 134, 149; 43/2-3; 70/19, 25,
70/49, 58, 234
CPC A01M 31/00; A01M 31/06; B62H 5/003
See application file for complete search history.

(56) **References Cited**

U.S. PATENT DOCUMENTS

- 1,879,991 A * 9/1932 Pratt A01M 31/06
43/3
- 4,044,577 A * 8/1977 Horlacher B62H 5/003
70/234
- 5,822,907 A * 10/1998 Lukey A01M 31/06
43/3
- D483,434 S * 12/2003 White D22/125
- 7,475,509 B2 * 1/2009 Cagle A01M 31/06
43/3
- D586,421 S * 2/2009 Pritt D22/125

- D682,385 S * 5/2013 Loidolt D22/125
- 2014/0331542 A1 * 11/2014 Andrews A01M 31/06
43/3
- 2019/0075784 A1 * 3/2019 Anderson A01M 31/06

* cited by examiner

Primary Examiner — Catherine R Oliver-Garcia

(74) *Attorney, Agent, or Firm* — Ted M. Anthony

(57) **CLAIM**

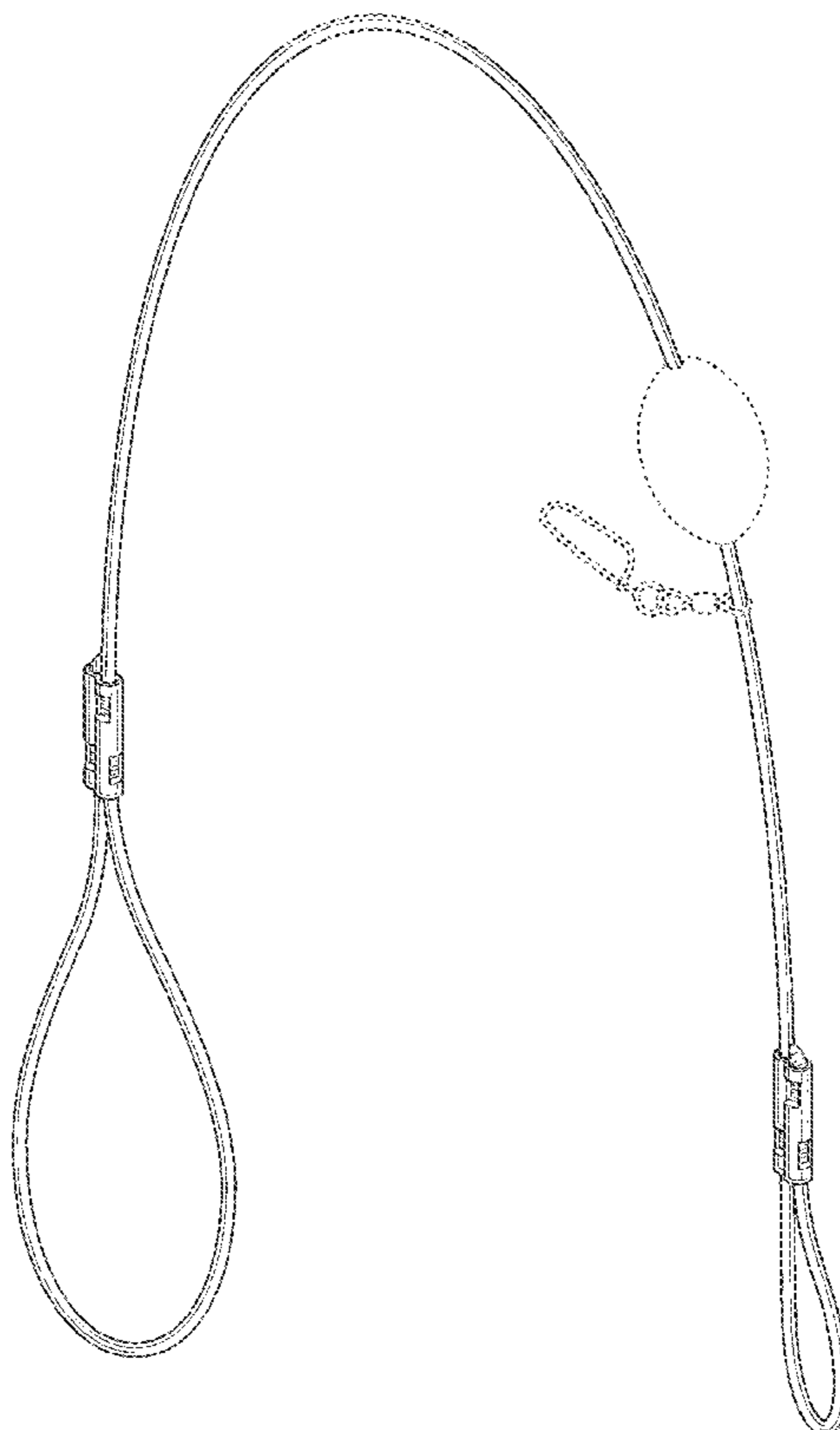
The ornamental design for a waterfowl decoy anchor line apparatus, as shown and described.

DESCRIPTION

FIG. 1 is a front perspective view of the waterfowl decoy anchor line apparatus of the present invention; FIG. 2 is a front elevation view thereof; FIG. 3 is a rear elevation view thereof; FIG. 4 is a side elevation view thereof; FIG. 5 is an opposite side elevation view thereof; FIG. 6 is a top plan view thereof; FIG. 7 is a bottom plan view thereof; and, FIG. 8 is an enlarged perspective view of a portion of the waterfowl decoy anchor line apparatus depicted in FIGS. 1-7.

The broken lines depict environmental structure and are included for illustration only and form no part of the claimed design.

1 Claim, 6 Drawing Sheets



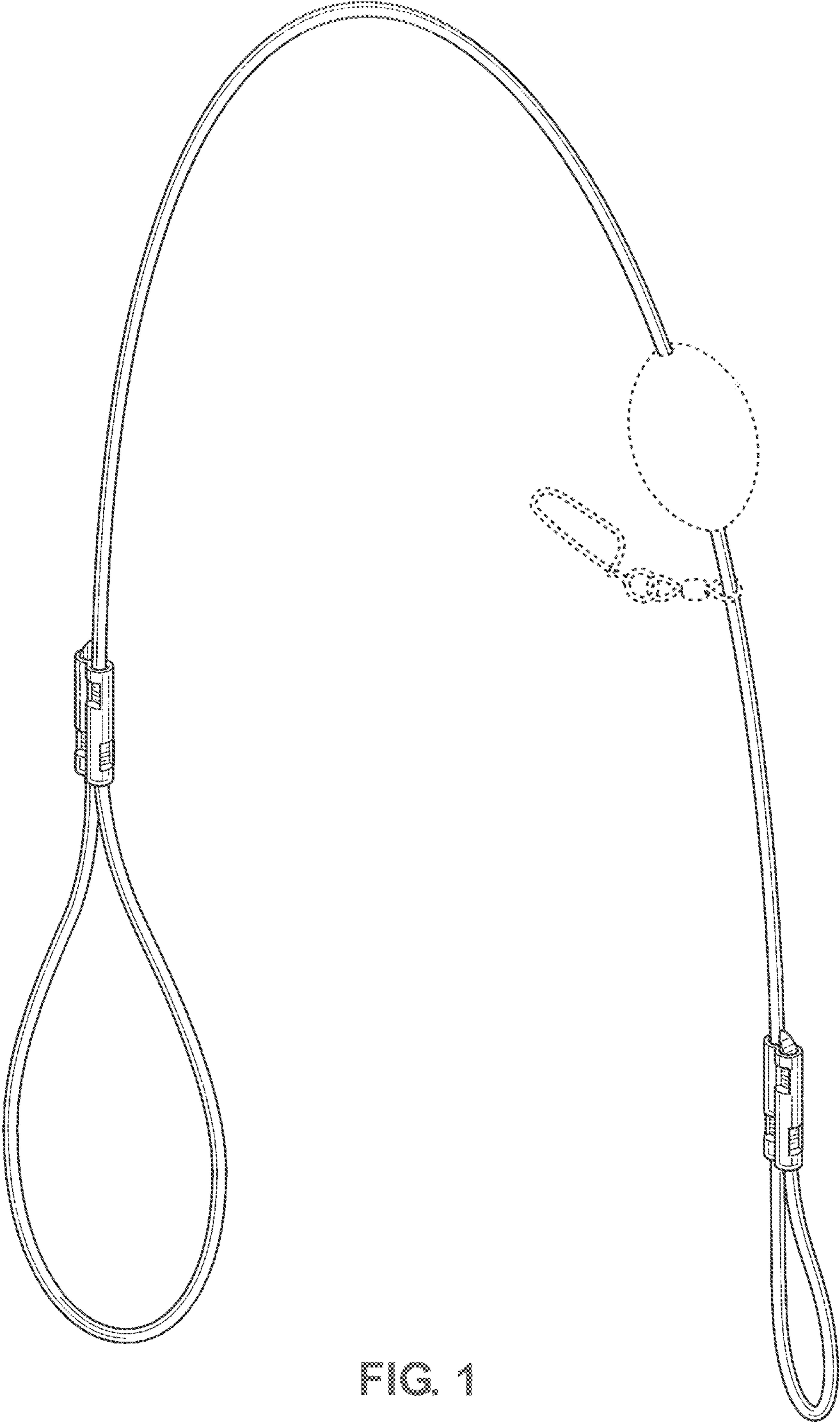


FIG. 1

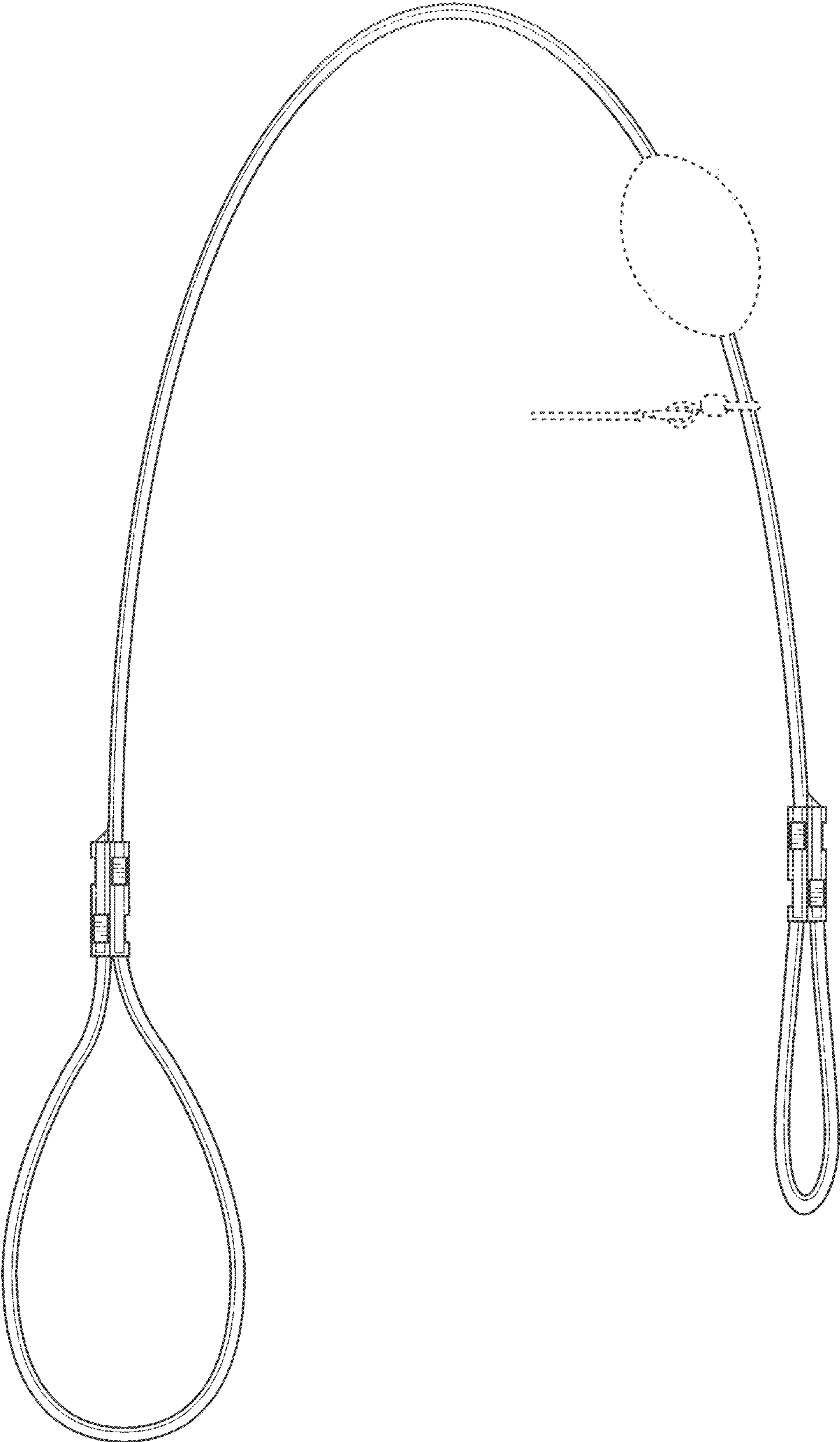


FIG. 2

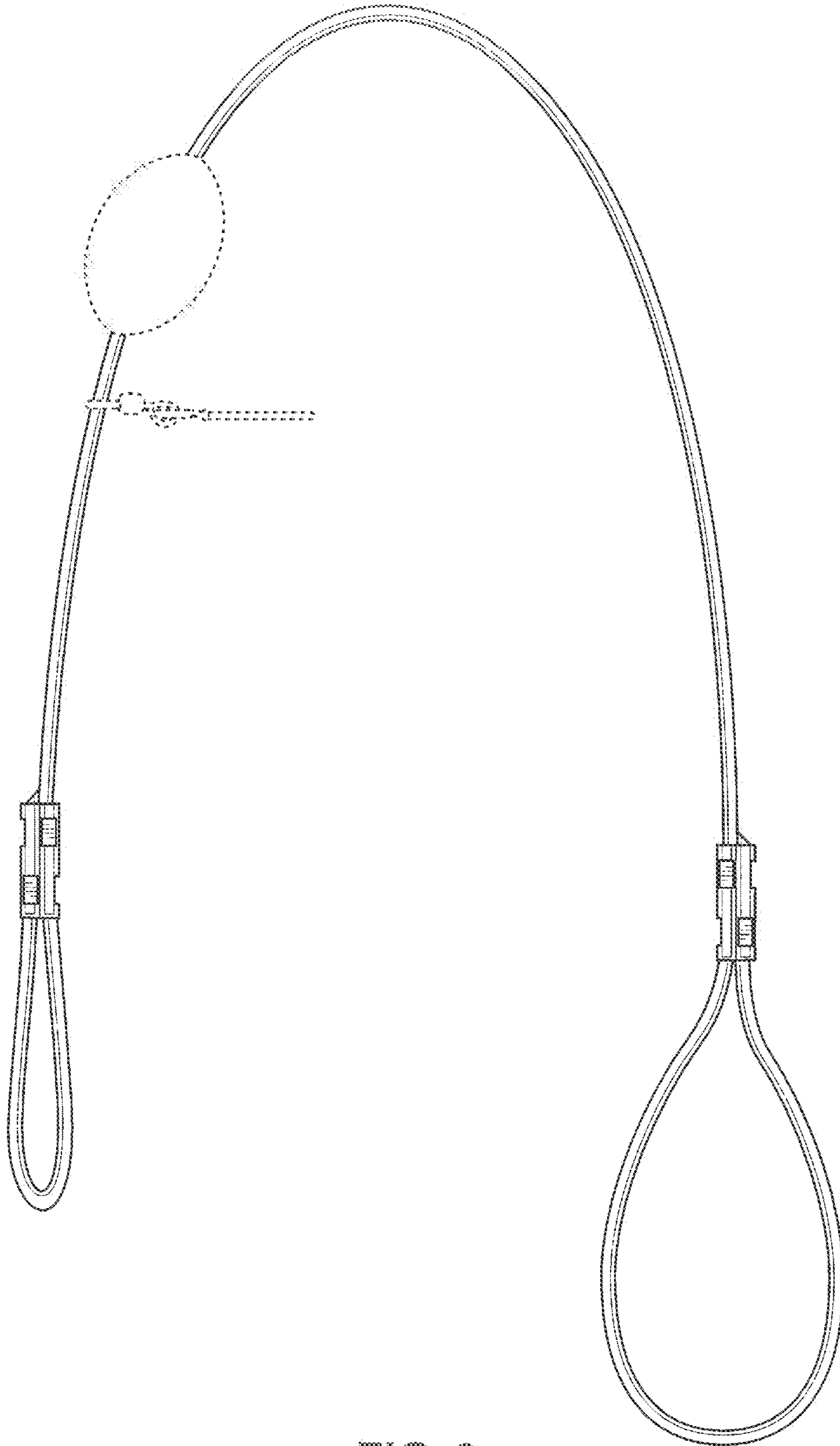


FIG. 3

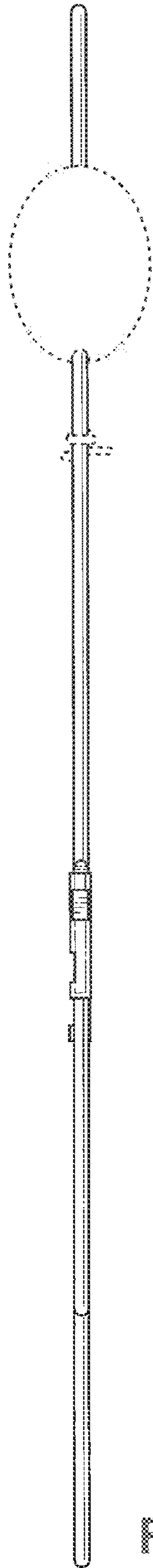


FIG. 4




FIG. 5

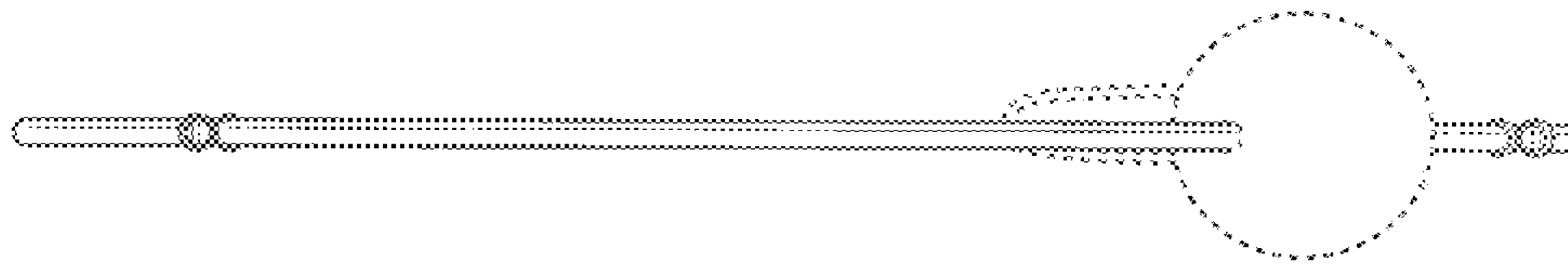


FIG. 6

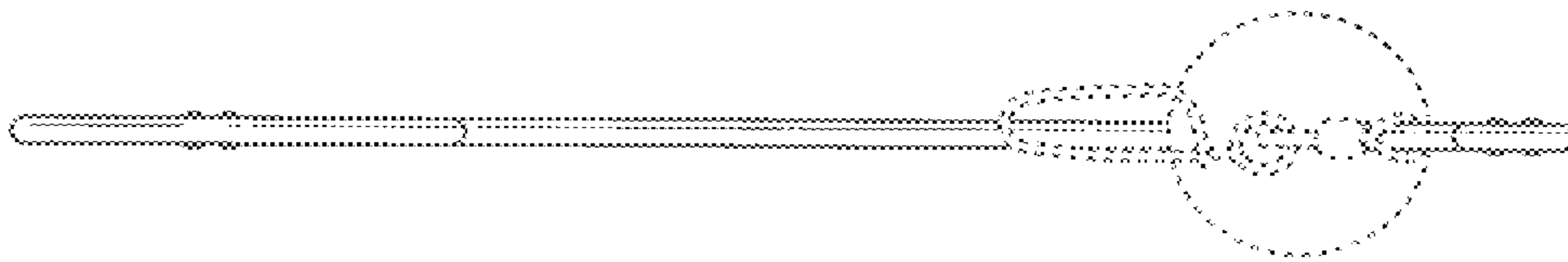


FIG. 7

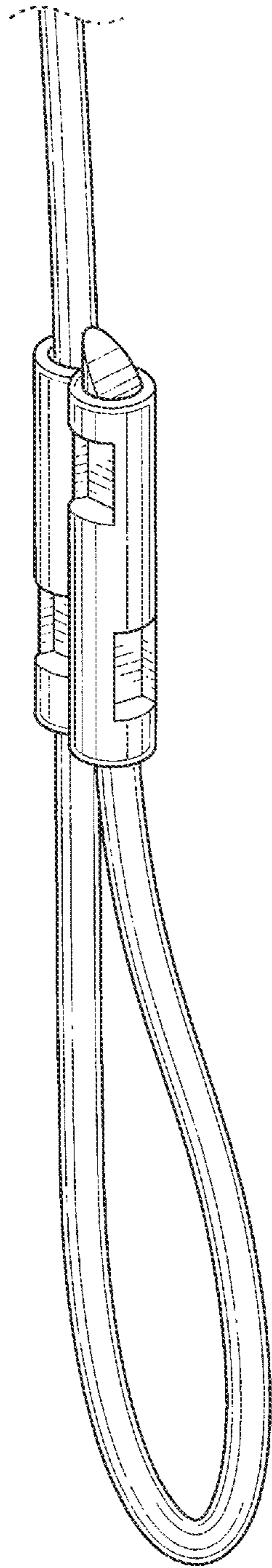


FIG. 8