



US00D886898S

(12) **United States Design Patent**
Huang et al.

(10) **Patent No.:** **US D886,898 S**
(45) **Date of Patent:** **** Jun. 9, 2020**

- (54) **MOBILE PAYMENT TERMINAL**
- (71) Applicant: **Fujian LANDI Commercial Equipment Co., Ltd., Fuzhou (CN)**
- (72) Inventors: **Liqing Huang, Fuzhou (CN); Luming Ye, Fuzhou (CN); Jianqi Jiang, Fuzhou (CN)**
- (73) Assignee: **Fujian LANDI Commercial Equipment Co., Ltd., Fuzhou (CN)**
- (**) Term: **15 Years**

D624,115 S *	9/2010	Ausems	G06Q 20/0453	D18/4.6
D628,198 S *	11/2010	Fitch	D14/347	
D638,012 S *	5/2011	Tian	D14/341	
D643,034 S *	8/2011	Tasselli	D14/347	
D672,386 S *	12/2012	Matunuma	D18/4.6	
D684,574 S *	6/2013	Taunay da Graca Couto	D14/385	
D716,369 S *	10/2014	Park	D18/4.4	
9,323,961 B2 *	4/2016	Azuma	G06F 1/1684	
D764,458 S *	8/2016	Jobetto	D14/341	
D771,033 S *	11/2016	Jobetto	D14/341	
D821,398 S *	6/2018	Karlsson	D14/387	
D860,307 S *	9/2019	Wang	D18/4.6	

(Continued)

- (21) Appl. No.: **29/681,156**
- (22) Filed: **Feb. 22, 2019**
- (30) **Foreign Application Priority Data**
Nov. 23, 2018 (CN) 2018 3 0670369
- (51) **LOC (12) Cl.** **18-01**
- (52) **U.S. Cl.**
USPC **D18/4.6**
- (58) **Field of Classification Search**
USPC D18/4.4, 4.5, 4.6, 2, 11, 50, 14, 19-21, D18/54, 54.1, 99; D10/46, 61, 62, 70, D10/104.1, 104.2, 106.2, 106.6, 65, 66; D20/1, 8, 9; D14/496, 299, 338, 339, D14/341, 346, 383, 385, 386, 440, 507, D14/137, 138 R, 138 AA, 138 G
CPC H04W 8/22; H04W 52/0225; H04W 52/0254; G06Q 20/00; G06Q 20/08; G06Q 20/20; G07F 7/0873; G07F 7/088; G07G 1/0009; G07G 1/0018; G07G 1/00
See application file for complete search history.

- (56) **References Cited**
U.S. PATENT DOCUMENTS
D548,713 S * 8/2007 Lee D14/138 AD
D586,806 S * 2/2009 Shi D14/138 AA
D589,955 S * 4/2009 Shi D14/138 AA

OTHER PUBLICATIONS

Mobile payment terminal. (Design—© Questel) orbit.com. [online PDF] 69 pgs. Print Dates Range from Oct. 28, 2015 through Dec. 3, 2019. [retrieved Feb. 12, 2020] <https://www.orbit.com/export/QPTUJ214/pdf2/fddf5801-3808-45f4-a20f-f2b372c600c0-002406.pdf>.*

Primary Examiner — Marie D. Fast Horse
(74) *Attorney, Agent, or Firm* — Westbridge IP LLC

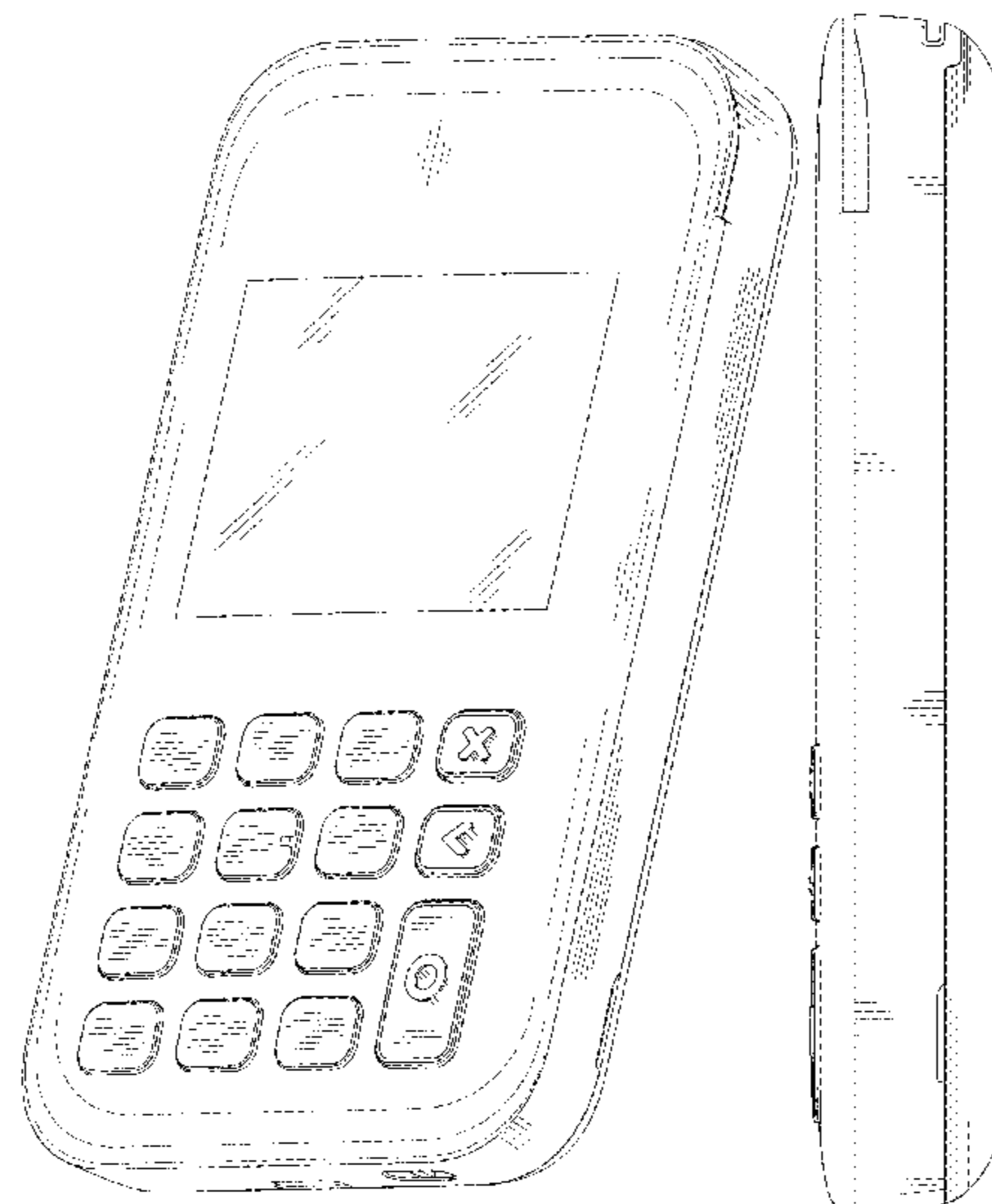
(57) **CLAIM**

The ornamental design for a mobile payment terminal, as shown and described.

DESCRIPTION

FIG. 1 is a perspective view of a mobile payment terminal showing our new design;
FIG. 2 is a front view thereof;
FIG. 3 is a rear view thereof;
FIG. 4 is a left view thereof;
FIG. 5 is a right view thereof;
FIG. 6 is a top view thereof; and,
FIG. 7 is a bottom view thereof.
The broken lines in the drawings depict portions of the mobile payment terminal that form no part of the claim.

1 Claim, 7 Drawing Sheets



(56)

References Cited

U.S. PATENT DOCUMENTS

2015/0161601 A1* 6/2015 Matsumoto G06Q 20/353
705/17
2015/0254622 A1* 9/2015 Matsumoto G06Q 20/4012
705/16
2015/0278557 A1* 10/2015 Yasutomi G06F 21/86
361/679.3
2017/0061746 A1* 3/2017 Tanaka G06K 7/0021

* cited by examiner



FIG. 1

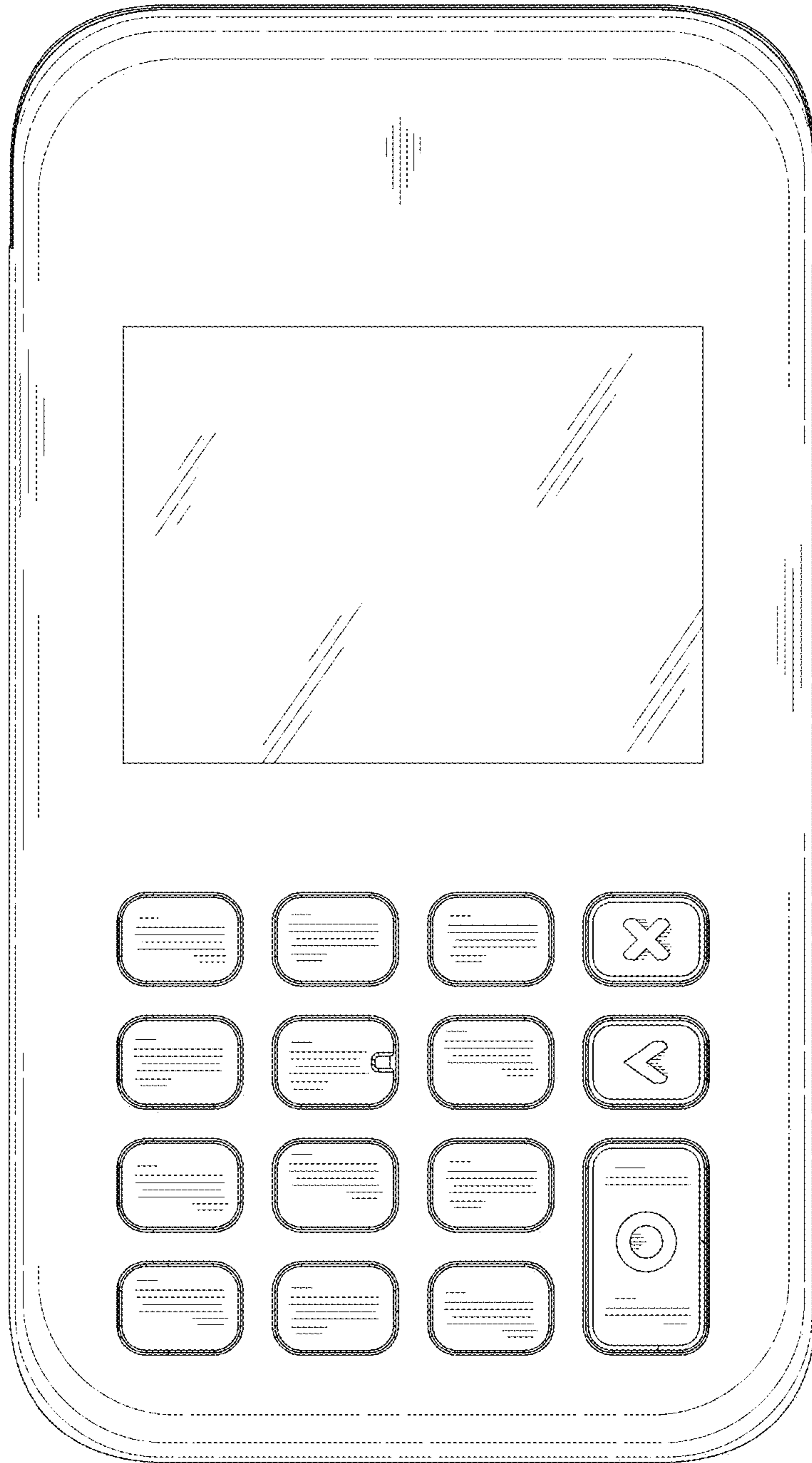


FIG. 2




FIG.3

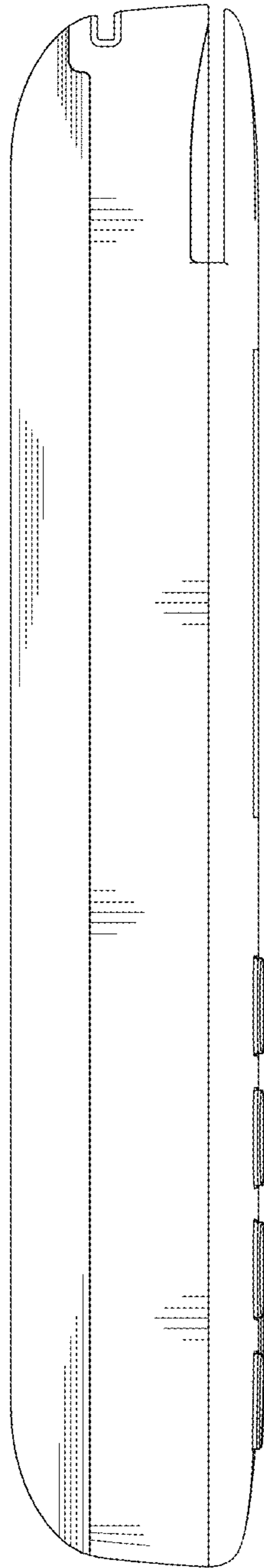


FIG.4

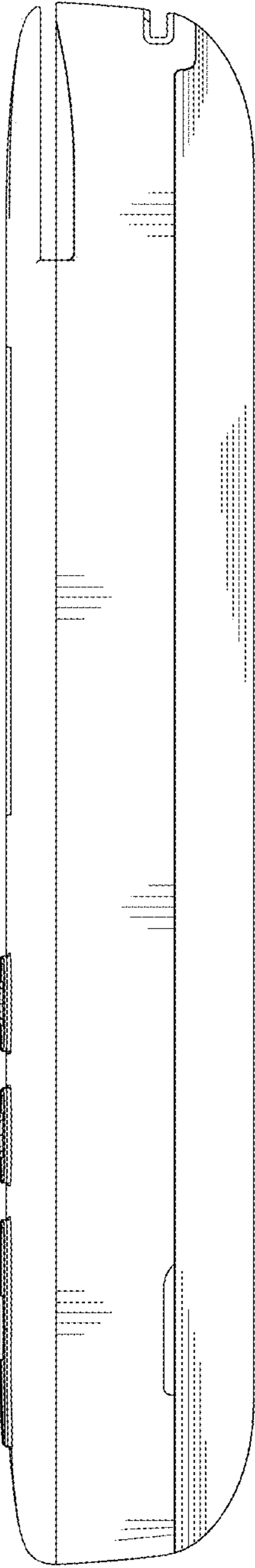


FIG.5

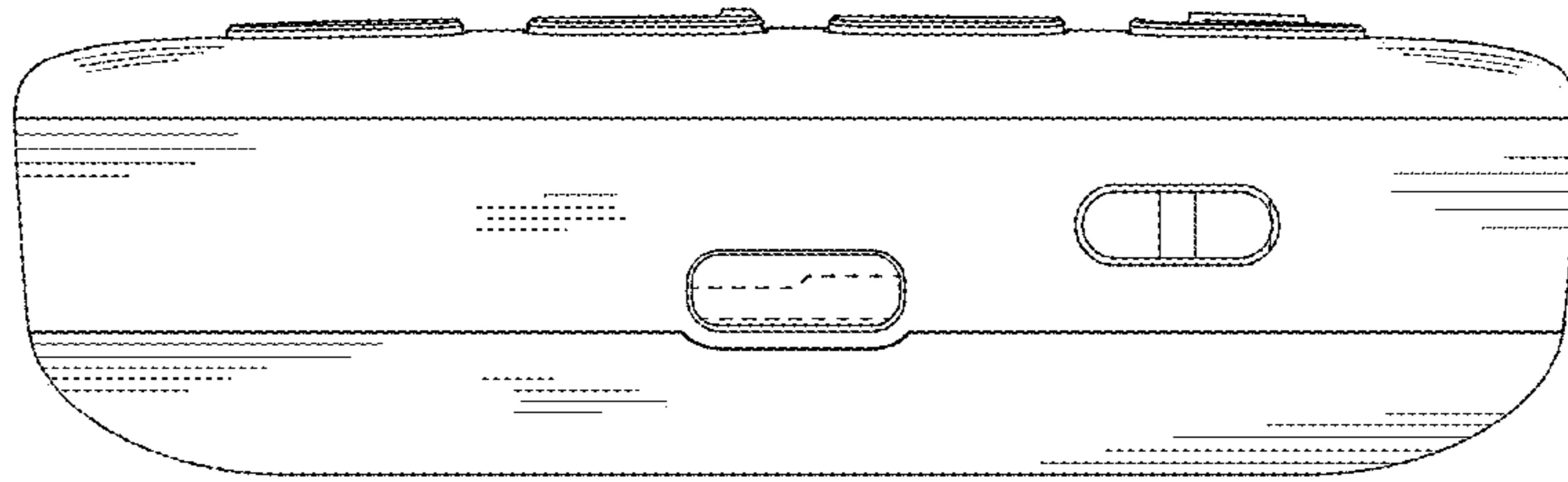


FIG.6

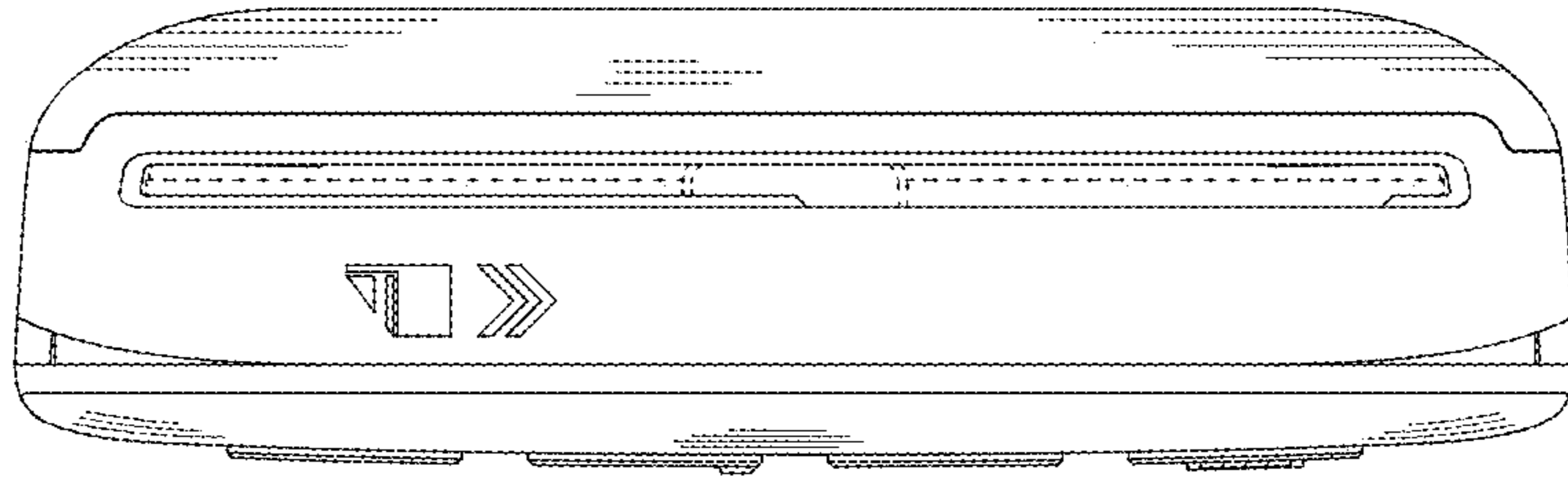


FIG.7