



US00D886894S

(12) **United States Design Patent**  
**Danenberg et al.**

(10) **Patent No.:** **US D886,894 S**  
(45) **Date of Patent:** **\*\* Jun. 9, 2020**

- (54) **MOUTHPIECE FOR WOODWIND INSTRUMENT**
- (71) Applicant: **Area Flat Five LLC**, Newtown, CT (US)
- (72) Inventors: **Kevin Danenberg**, Newtown, CT (US);  
**Norbert Stachel**, New York, NY (US)
- (\*\*) Term: **15 Years**
- (21) Appl. No.: **29/676,487**
- (22) Filed: **Jan. 11, 2019**
- (51) **LOC (12) Cl.** ..... **17-02**
- (52) **U.S. Cl.**  
USPC ..... **D17/13**
- (58) **Field of Classification Search**  
USPC ..... D17/10, 13, 99  
CPC .. G10D 7/00; G10D 7/02; G10D 7/08; G10D 7/10; G10D 7/14; G10D 7/15; G10D 9/00; G10D 9/02; G10D 9/025; G10D 9/03; G10D 9/035; G10D 9/06  
See application file for complete search history.

- (56) **References Cited**  
U.S. PATENT DOCUMENTS  
D133,032 S \* 7/1942 Baber ..... D17/13  
D139,025 S \* 10/1944 Runyon ..... D17/13  
4,185,535 A \* 1/1980 Lorenzini ..... G10D 9/02  
84/383 R  
5,018,425 A \* 5/1991 Rovner ..... G10D 9/035  
84/383 R

- 5,293,805 A \* 3/1994 Guardala ..... G10D 9/035  
84/383 R
- 5,303,628 A \* 4/1994 Salazar ..... G10D 9/035  
84/383 R
- 5,357,837 A \* 10/1994 Disera ..... G10D 9/035  
84/383 R
- D747,404 S \* 1/2016 Selmer ..... D17/13
- 2019/0103076 A1\* 4/2019 Son ..... G10D 9/02
- \* cited by examiner

*Primary Examiner* — R. Johnson  
(74) *Attorney, Agent, or Firm* — Wiggin and Dana LLP;  
Gregory S. Rosenblatt; Thomas M. Landman

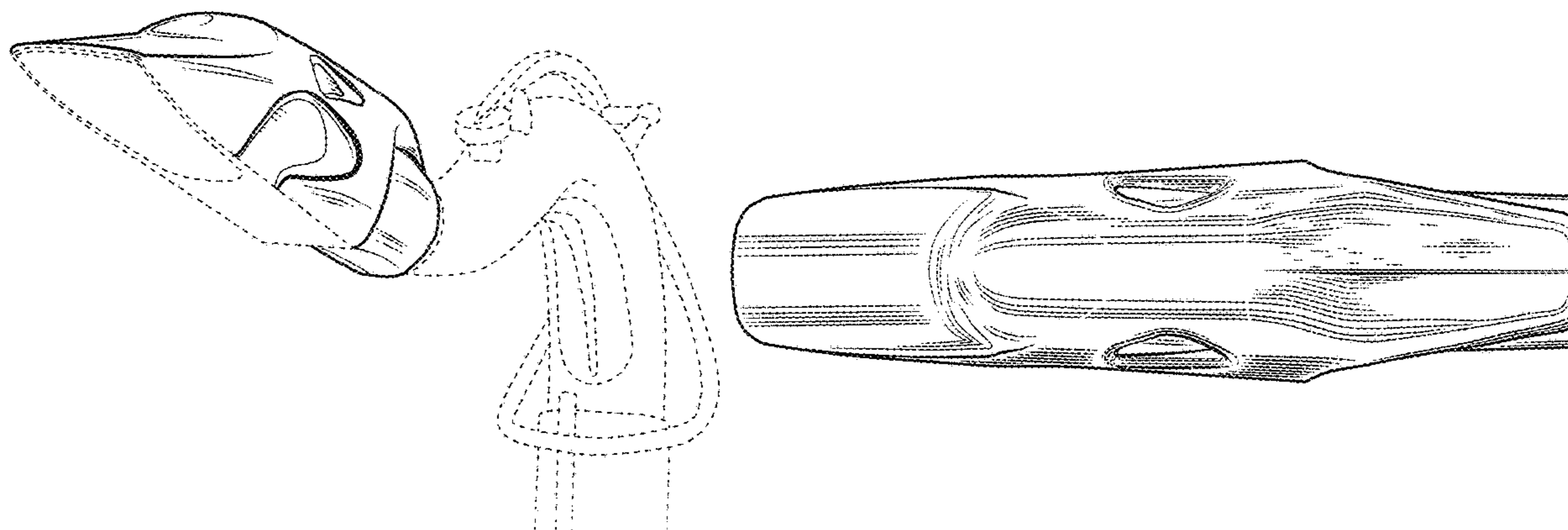
(57) **CLAIM**

The ornamental design for a mouthpiece for woodwind instrument, as shown and described.

**DESCRIPTION**

FIG. 1 is a front, bottom, right-side perspective view of a mouthpiece for woodwind instrument showing our new design;  
FIG. 2 is a top plan view thereof,  
FIG. 3 is a front view thereof;  
FIG. 4 is a left-side view thereof;  
FIG. 5 is a bottom plan view thereof;  
FIG. 6 is a rear view thereof;  
FIG. 7 is a right-side view thereof; and,  
FIG. 8 is a front, top, right-side perspective view thereof.  
The broken lines shown in FIGS. 1, 3, 5 and 6 are for the purpose of illustrating environment, and form no part of the claimed design.

**1 Claim, 8 Drawing Sheets**



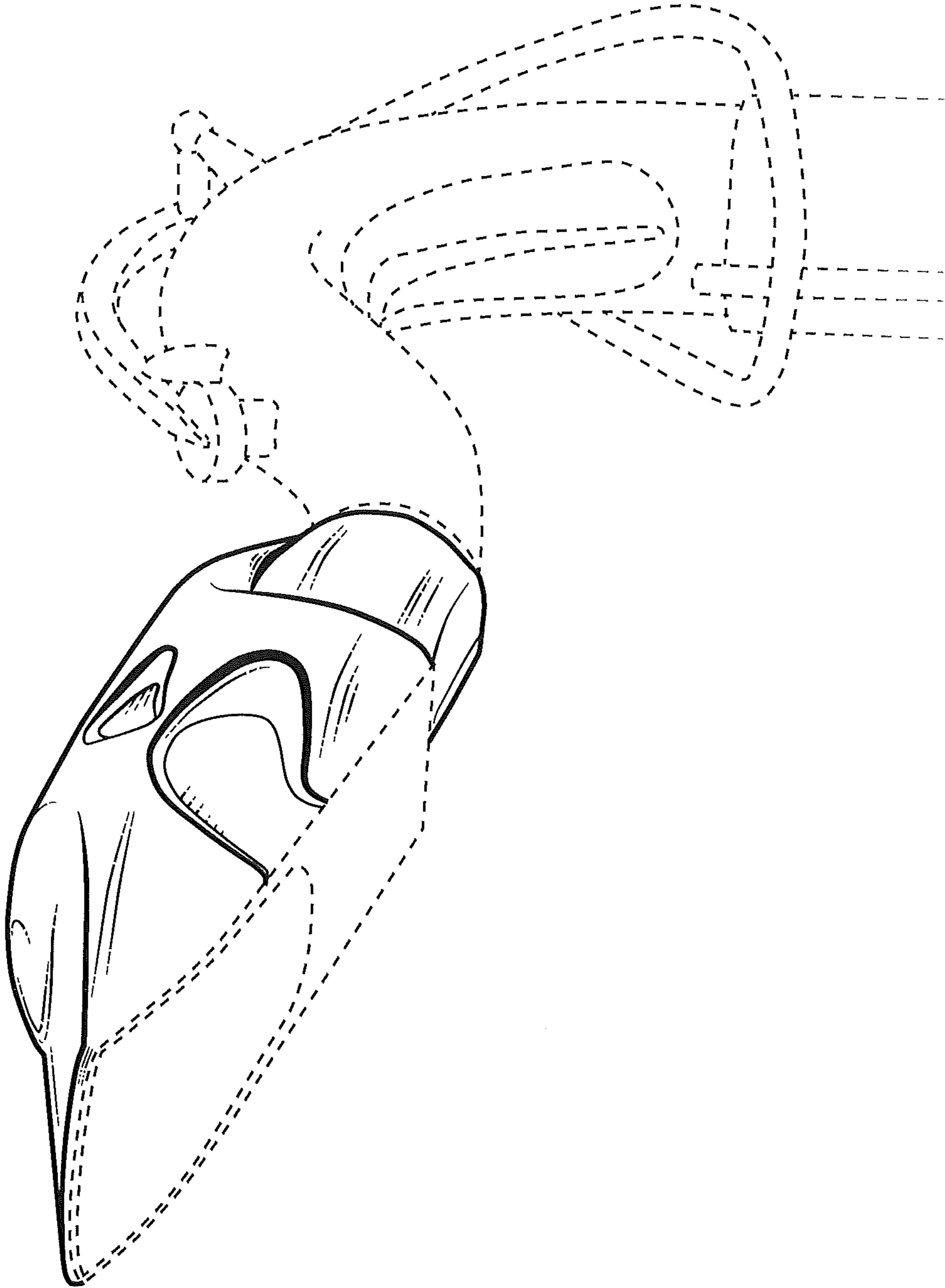


FIG. 1

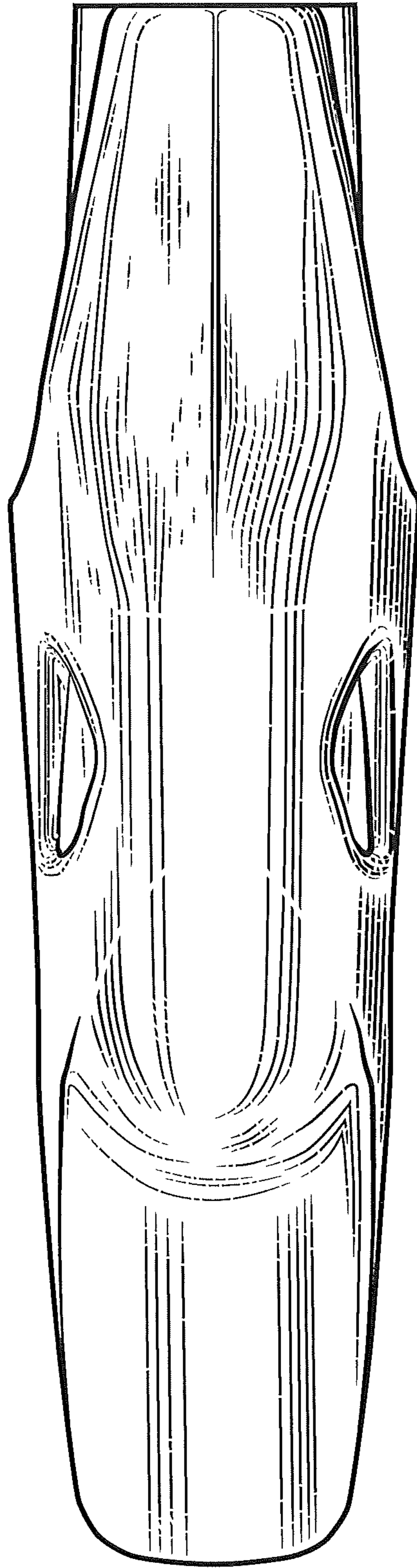


FIG. 2

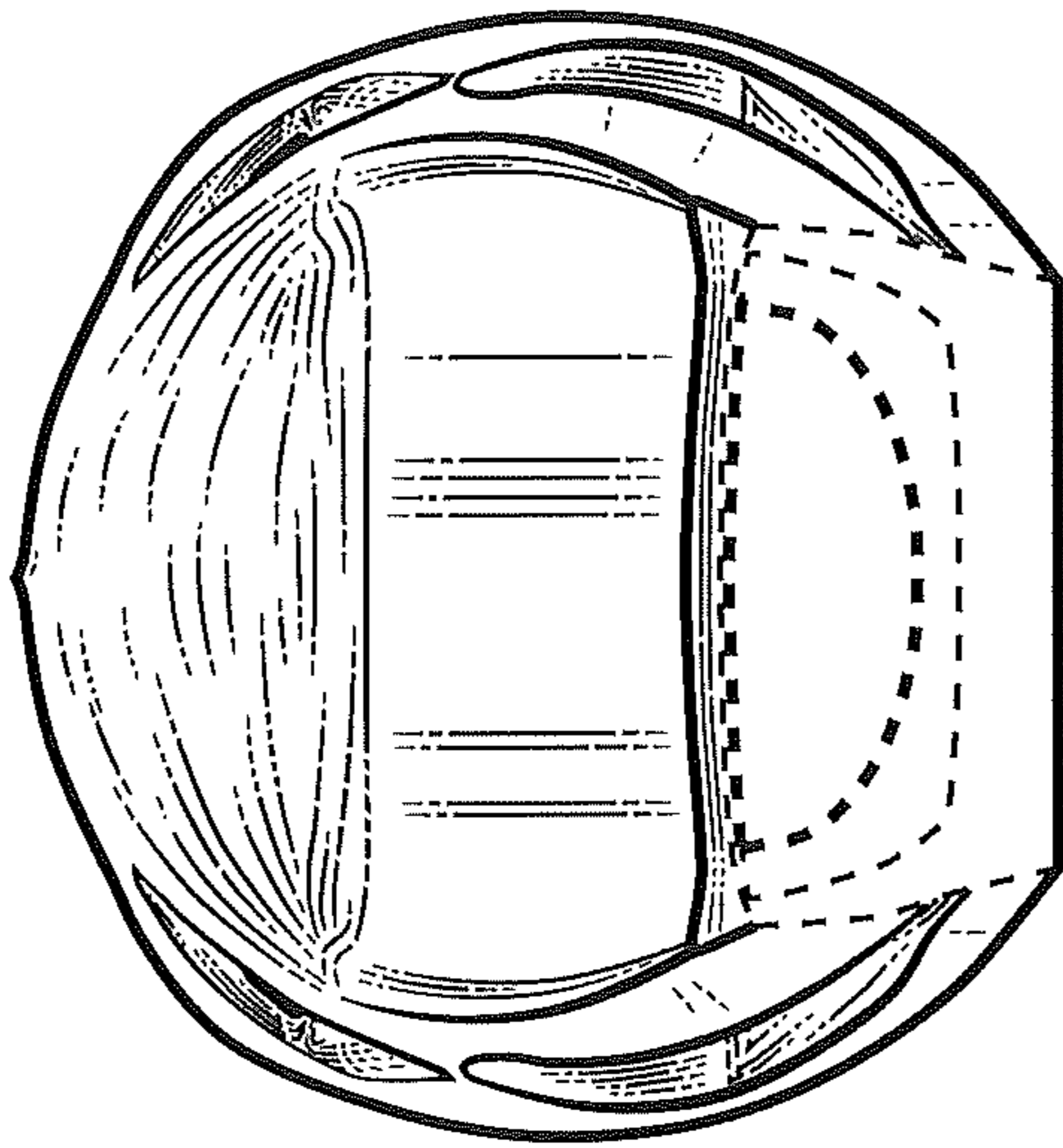


FIG. 3




FIG. 4

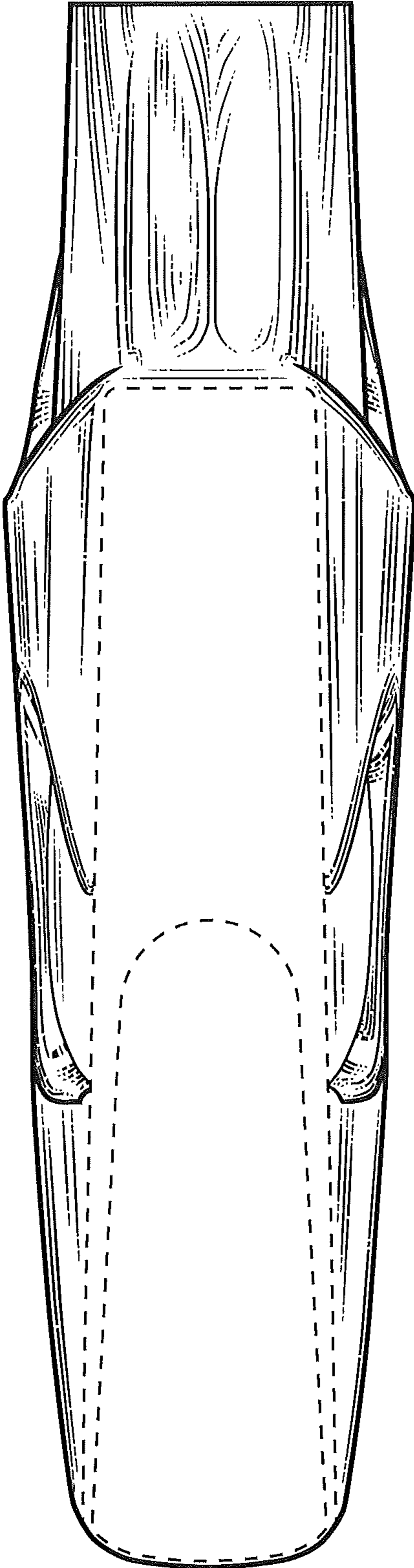


FIG. 5

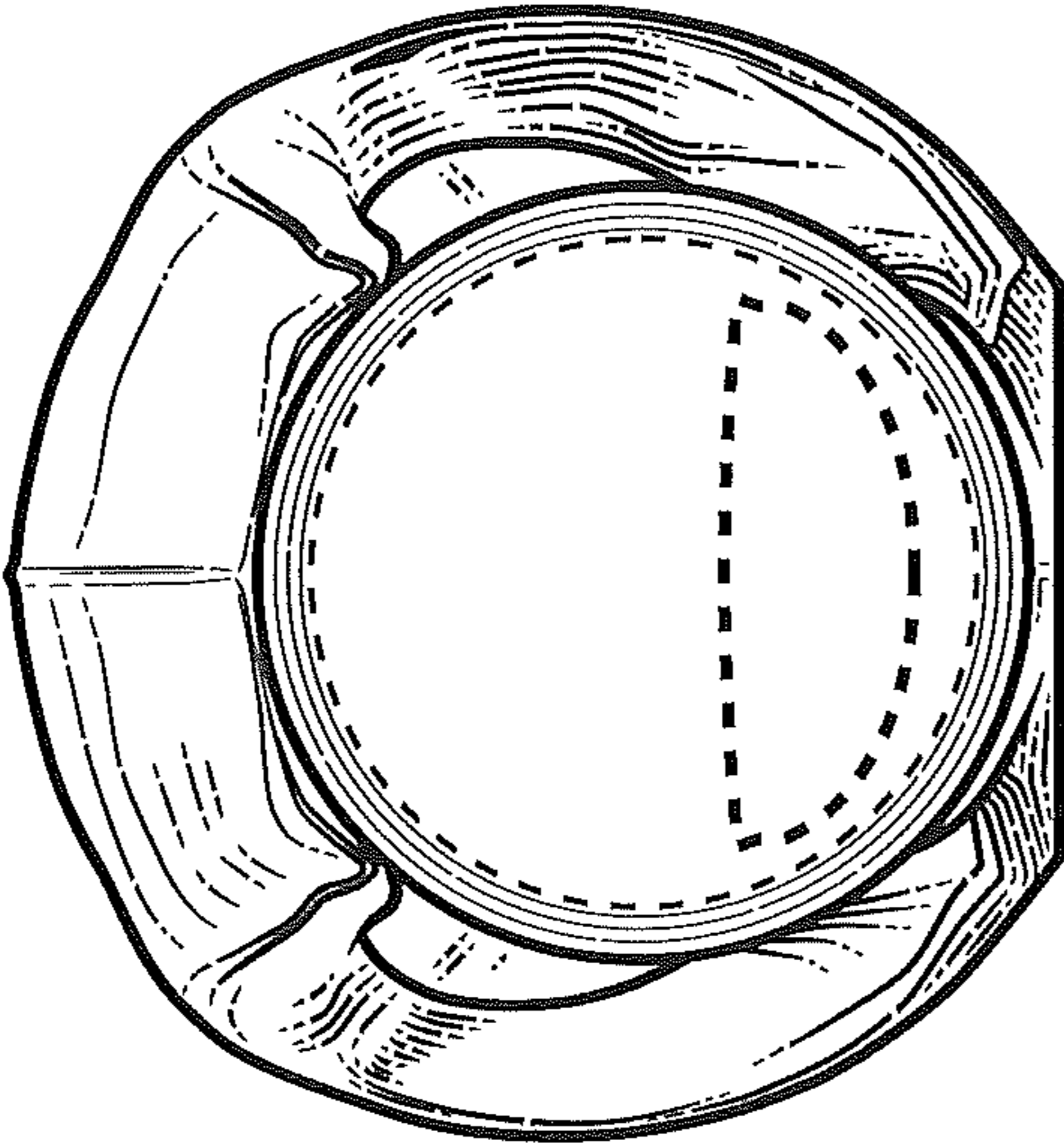


FIG. 6

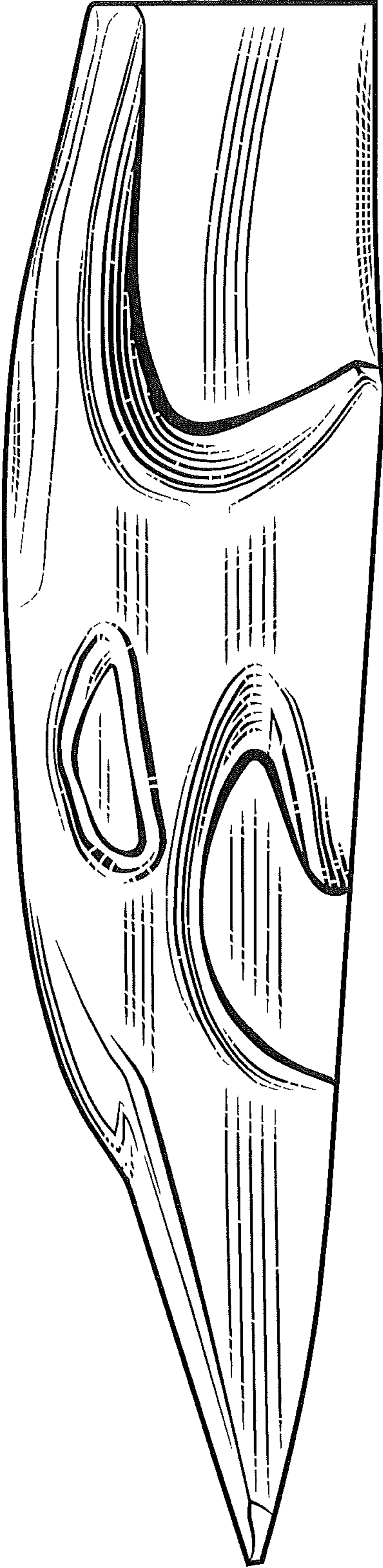


FIG. 7





FIG. 8