



US00D886891S

(12) **United States Design Patent**
Koyama et al.

(10) **Patent No.:** **US D886,891 S**
(45) **Date of Patent:** **** Jun. 9, 2020**

(54) **PROJECTOR**
(71) Applicant: **Panasonic Intellectual Property Management Co., Ltd., Osaka (JP)**

D668,702 S * 10/2012 Azuma D16/225
D671,159 S * 11/2012 Azuma D16/230
D775,681 S 1/2017 Yuyama et al.
D799,579 S 10/2017 Yuyama
2012/0218530 A1* 8/2012 Wang G03B 21/145
353/119

(72) Inventors: **Takashi Koyama, Kanagawa (JP); Masanori Koshiro, Tokyo (JP)**

FOREIGN PATENT DOCUMENTS

(73) Assignee: **Panasonic Intellectual Property Management Co., Ltd., Osaka (JP)**

JP D1371149 10/2009
JP D1430814 1/2012

(**) Term: **15 Years**

* cited by examiner

(21) Appl. No.: **29/686,344**

Primary Examiner — Wan Laymon
(74) *Attorney, Agent, or Firm* — Panasonic IP Management; Kerry S. Culpepper

(22) Filed: **Apr. 3, 2019**

(30) **Foreign Application Priority Data**

(57) **CLAIM**

We claim the ornamental design for a projector, as shown and described.

Feb. 1, 2019 (JP) 2018-002017

DESCRIPTION

(51) **LOC (12) Cl.** **16-02**

(52) **U.S. Cl.**
USPC **D16/235**

(58) **Field of Classification Search**
USPC D16/221, 225, 230–231, 234–235;
D21/514
CPC G03B 21/145; G03B 21/14; G03B 21/001;
G03B 21/003; G03B 21/12; G03B 21/16
See application file for complete search history.

FIG. 1 is a front perspective view of a projector of the present invention;
FIG. 2 is a rear perspective view thereof;
FIG. 3 is a front view thereof;
FIG. 4 is a rear view thereof;
FIG. 5 is a first side view thereof;
FIG. 6 is a second side view thereof;
FIG. 7 is a top view thereof; and,
FIG. 8 is a bottom view thereof.

(56) **References Cited**

The broken lines shown represent unclaimed subject matter and form no part of the claimed design. Additionally, the unevenly broken lines in the drawings define the limits of the claimed design.

U.S. PATENT DOCUMENTS

D398,321 S * 9/1998 Iida D16/221
D422,292 S * 4/2000 Takizawa D16/225
D443,884 S * 6/2001 Goto D16/225

1 Claim, 8 Drawing Sheets

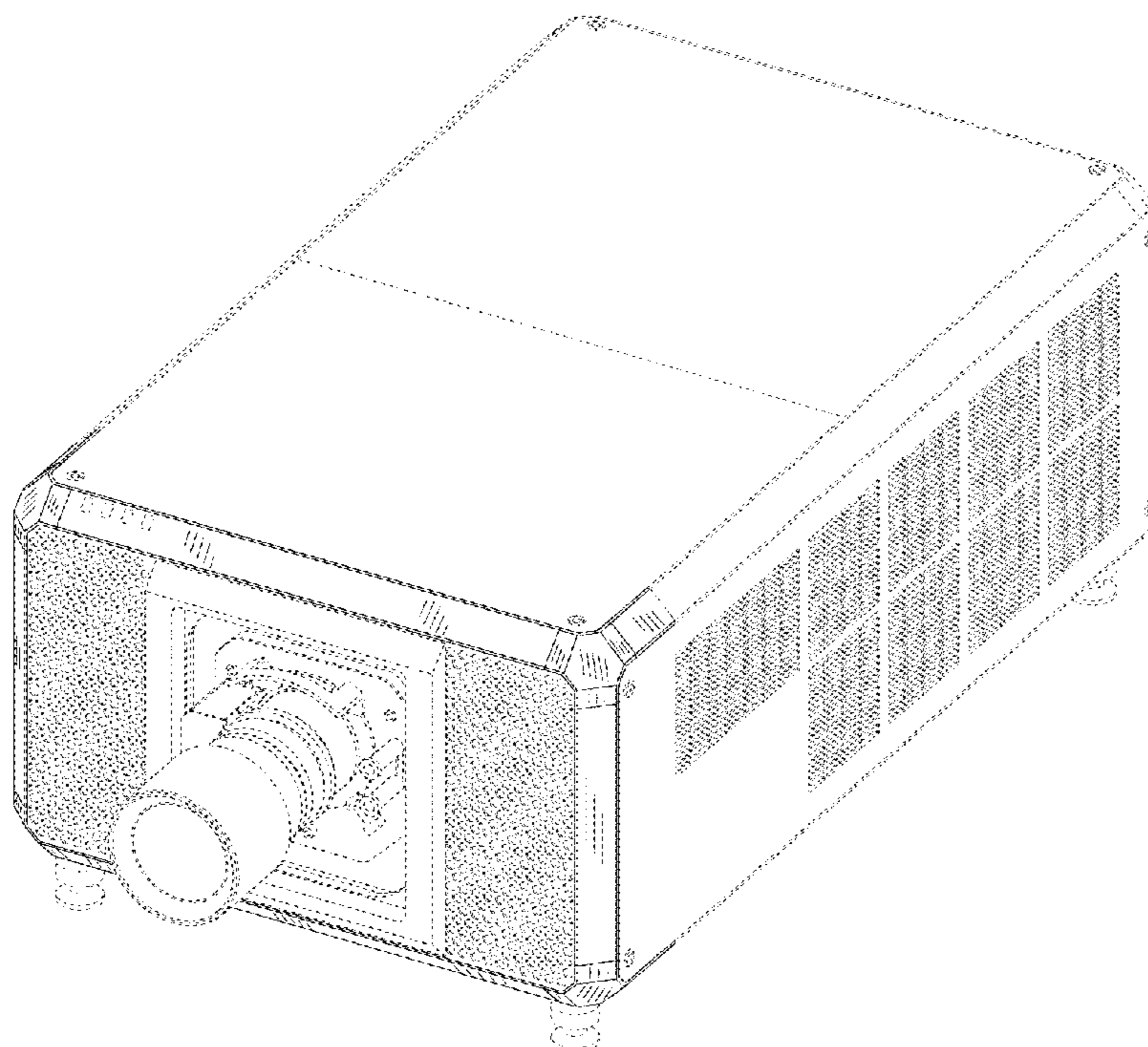


FIG. 1

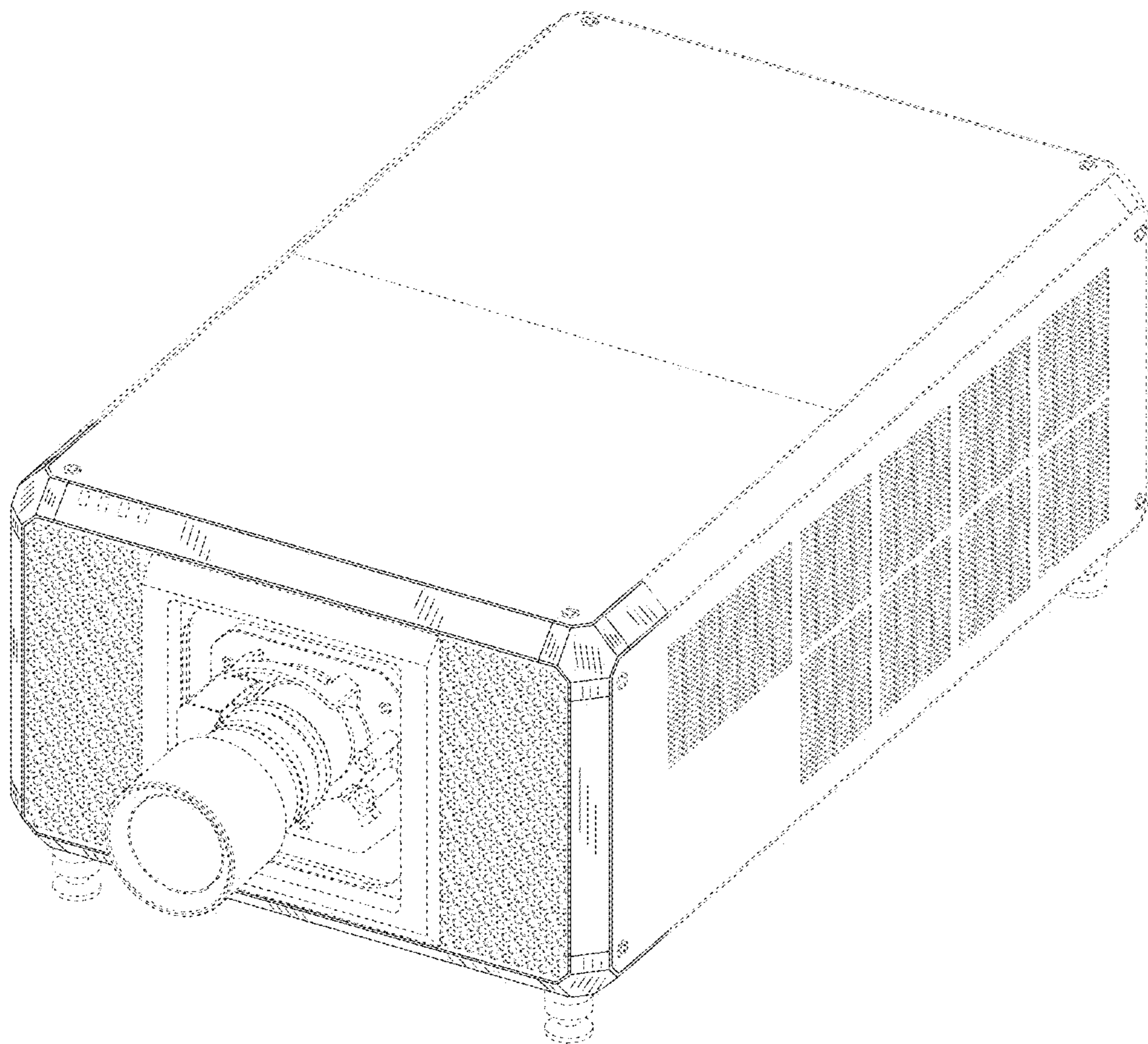


FIG. 2

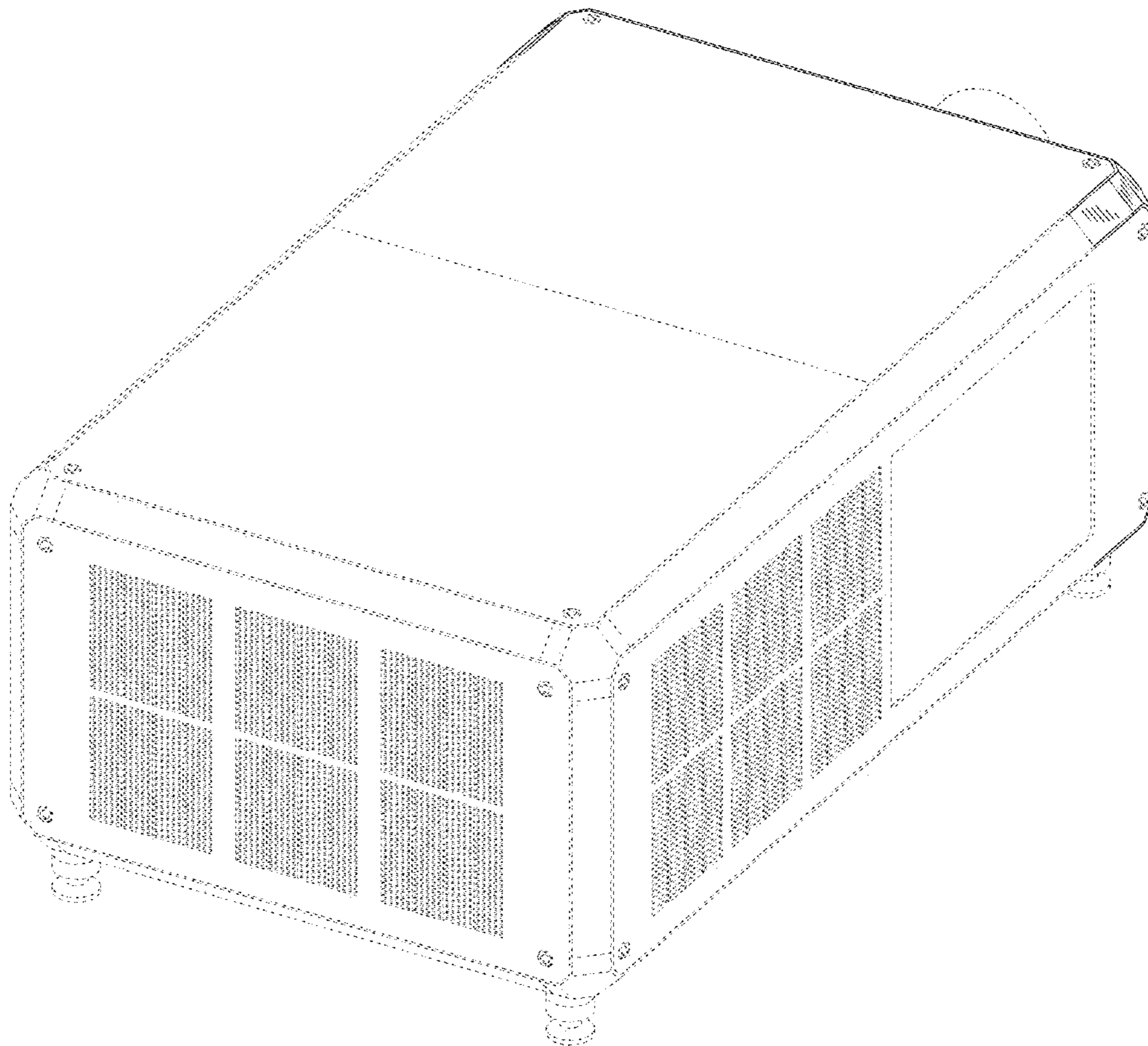


FIG. 3

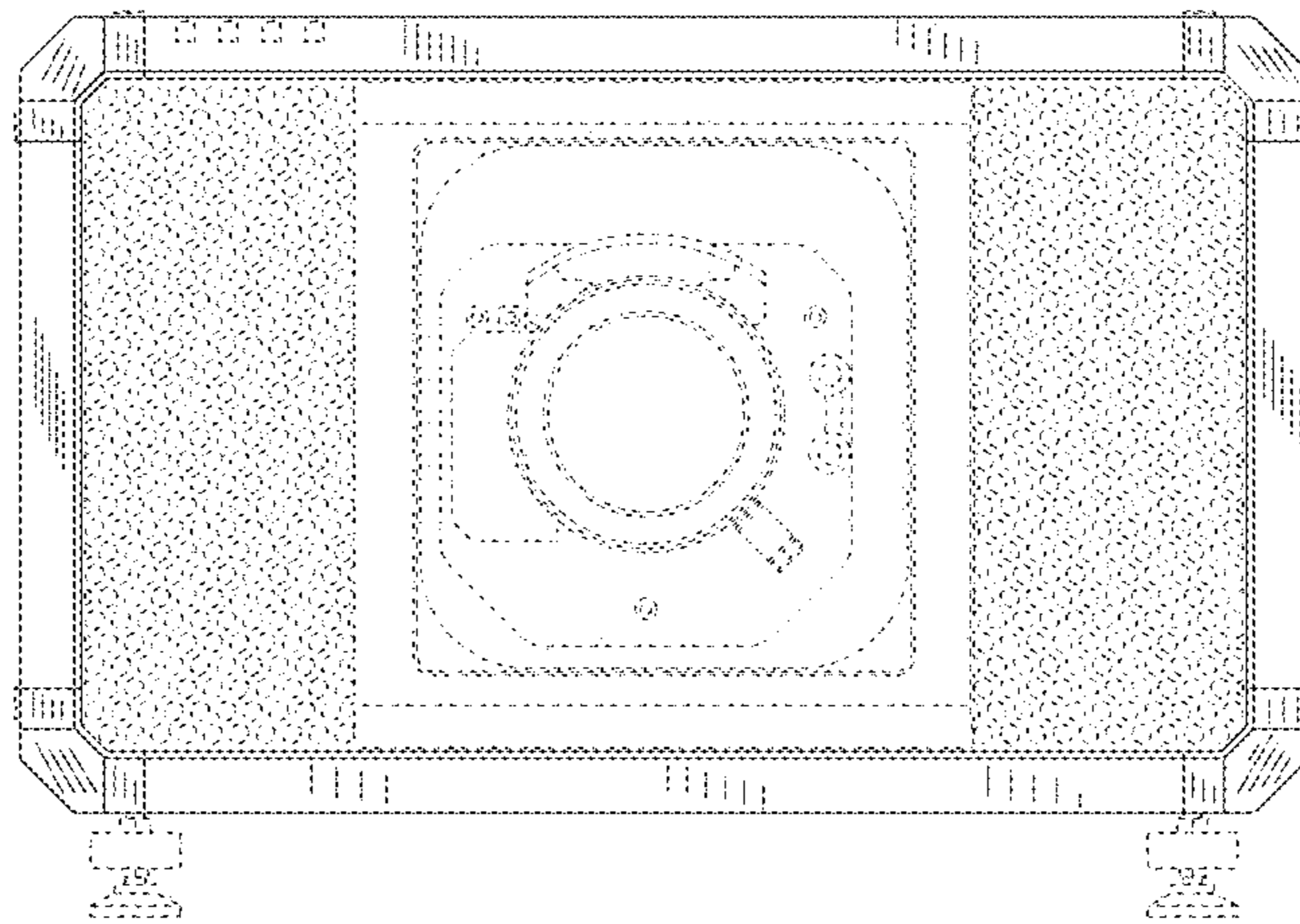


FIG. 4




FIG. 5




FIG. 6




FIG. 7




FIG. 8

