



US00D886831S

(12) **United States Design Patent**  
**Yang et al.**

(10) **Patent No.:** **US D886,831 S**  
(45) **Date of Patent:** **\*\* Jun. 9, 2020**

(54) **DISPLAY SCREEN OR PORTION THEREOF WITH TRANSITIONAL GRAPHICAL USER INTERFACE**

(71) Applicant: **Samsung Electronics Co., Ltd.**,  
Suwon-si (KR)

(72) Inventors: **Minho Yang**, Seoul (KR); **Min-Kyu Park**, Seoul (KR); **Sangyoon Lee**, Seoul (KR); **Hyunwoo Yoo**, Suwon-si (KR)

(73) Assignee: **Samsung Electronics Co., Ltd.**,  
Suwon-si (KR)

(\*\*) Term: **15 Years**

(21) Appl. No.: **29/618,948**

(22) Filed: **Sep. 26, 2017**

(30) **Foreign Application Priority Data**

Mar. 27, 2017 (KR) ..... 30-2017-0014133

(51) **LOC (12) Cl.** ..... **14-04**

(52) **U.S. Cl.**  
USPC ..... **D14/485**

(58) **Field of Classification Search**  
USPC ..... D14/485-495  
CPC ... B60K 37/00; G06F 3/0481; G06F 3/04845;  
G06F 3/04817; G06F 17/212; G06F  
19/3406; G06T 13/80; G06T 15/02  
See application file for complete search history.

(56) **References Cited**

**U.S. PATENT DOCUMENTS**

D797,793 S \* 9/2017 Nichols ..... D14/486  
D813,900 S \* 3/2018 Karunamuni ..... D14/487

D829,220 S \* 9/2018 Jang ..... D14/485  
D829,737 S \* 10/2018 Kisielius ..... D14/486  
D835,669 S \* 12/2018 Hong ..... D14/492  
D835,670 S \* 12/2018 Hong ..... D14/492  
D835,671 S \* 12/2018 Hong ..... D14/492  
D872,767 S \* 1/2020 Youngblood ..... D14/492  
D873,856 S \* 1/2020 Tamayo ..... D14/492  
2016/0110085 A1 \* 4/2016 Barton ..... H04L 12/2823  
715/736

\* cited by examiner

*Primary Examiner* — Philip S Hyder

*Assistant Examiner* — Cary M Robinson

(74) *Attorney, Agent, or Firm* — NSIP Law

(57) **CLAIM**

We claim the ornamental design for a display screen or portion thereof with transitional graphical user interface, as shown and described.

**DESCRIPTION**

FIG. 1 is a front view of the first image in a sequence of a display screen or portion thereof with transitional graphical user interface showing our new design;

FIG. 2 is a second image thereof; and,

FIG. 3 is a third image thereof.

The outer broken lines in the figures show a display screen or portion thereof and form no part of the claimed design. The remainder of the broken lines in the figures show portions of the graphical user interface and form no part of the claimed design.

The appearance of the transitional graphical user interface sequentially transitions between the images shown in FIGS. 1-3. The process or period in which one image transitions to another forms no part of the claimed design.

**1 Claim, 3 Drawing Sheets**

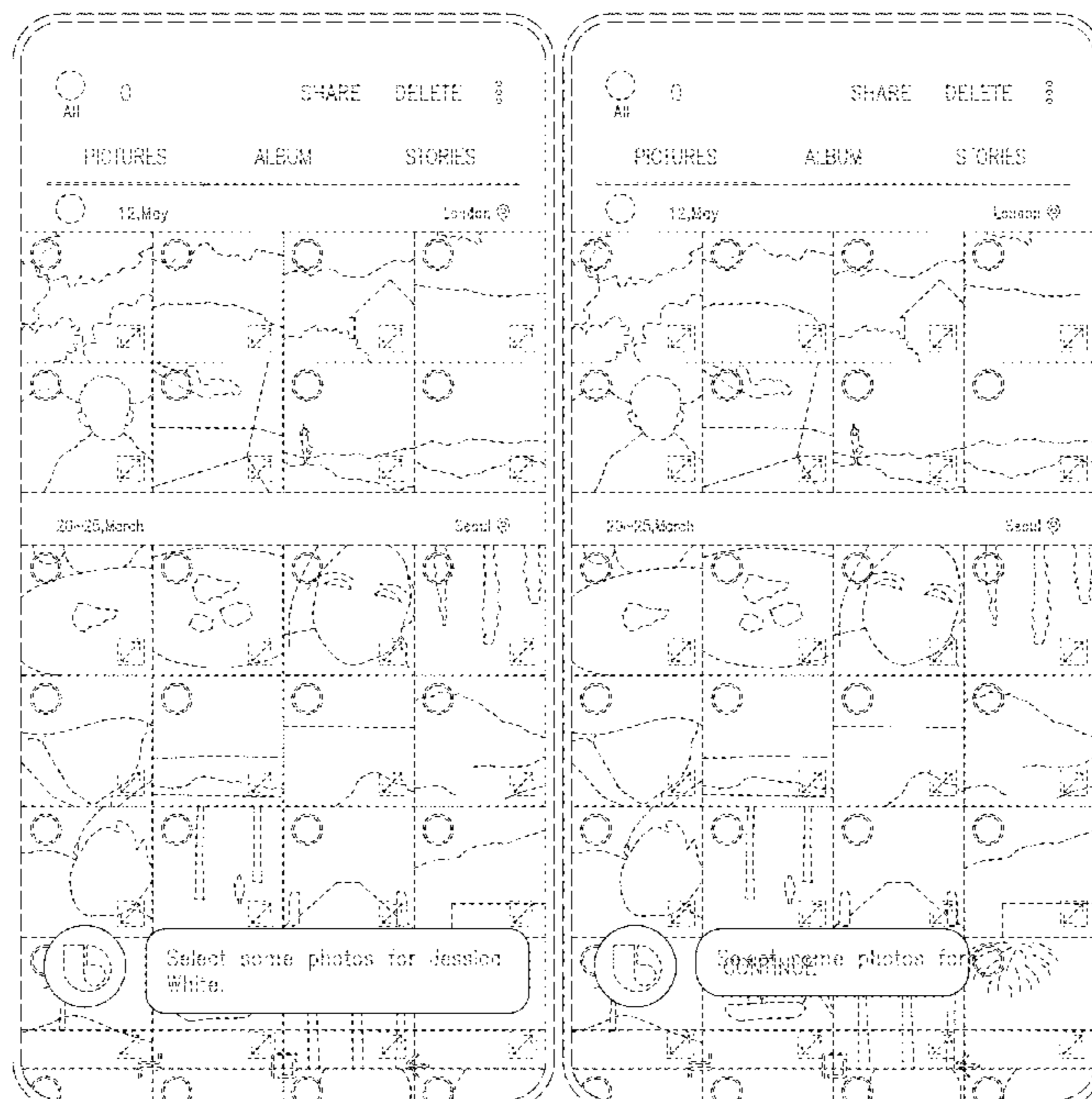


FIG. 1




FIG. 2




FIG. 3

