



US00D886786S

(12) **United States Design Patent**  
**Chen**

(10) **Patent No.:** **US D886,786 S**  
(45) **Date of Patent:** **\*\* Jun. 9, 2020**

(54) **COMBINED SPEAKER AND CHARGER**

(71) Applicant: **Pengchen Chen**, Guangdong (CN)

(72) Inventor: **Pengchen Chen**, Guangdong (CN)

(\*\*) Term: **15 Years**

(21) Appl. No.: **29/644,238**

(22) Filed: **Apr. 16, 2018**

(51) **LOC (12) Cl.** ..... **14-01**

(52) **U.S. Cl.**  
USPC ..... **D14/204**

(58) **Field of Classification Search**  
USPC ..... D14/188, 203.1–203.8, 204, 210–213,  
D14/215, 216; 181/143, 144, 148, 153,  
181/157, 198, 199; 369/6–12;  
381/300–303, 361–364, 366, 386–388  
CPC ..... H04R 1/02; H04R 1/021; H04R 1/025;  
H04R 1/026; H04R 5/00; H04R 9/06;  
H04R 19/013; H04R 2400/00  
See application file for complete search history.

(56) **References Cited**

U.S. PATENT DOCUMENTS

D302,816 S	8/1989	Macaulay	
D521,927 S *	5/2006	Franck	D13/108
D542,279 S	5/2007	Chan	
D577,356 S *	9/2008	Moon	D14/168
D602,911 S *	10/2009	Wang	D14/216
D617,314 S *	6/2010	Zha	D14/216
D639,273 S	6/2011	Chow	
D645,843 S	9/2011	Bolton	
D652,023 S *	1/2012	Chen	D14/216
D671,528 S *	11/2012	Fathollahi	D14/211
D692,411 S	10/2013	Joseph	
D692,898 S *	11/2013	Luijben	D14/447
D693,765 S	11/2013	Workman	
D694,182 S	11/2013	Lee	
D696,190 S	12/2013	Brandtman	

D710,329 S	8/2014	Holzer	
D714,248 S	9/2014	Chang	
D725,076 S	3/2015	Wong	
D729,772 S *	5/2015	Ferber	D14/216
D732,006 S	6/2015	Zhao	
D737,800 S	9/2015	Aleksandrov	
D742,358 S	11/2015	Alves	
D752,014 S	3/2016	Bolmstrand	
D756,957 S	5/2016	Nylen	
D757,014 S	5/2016	Hahn	
D758,989 S	6/2016	Vogt, Jr.	
D762,571 S	8/2016	Lee	
D771,019 S	11/2016	Lee	
D774,455 S	12/2016	Kim	
D786,829 S	5/2017	Wang	
D787,439 S	5/2017	Sloan	

(Continued)

FOREIGN PATENT DOCUMENTS

CN	301139545	2/2010
CN	301699736	11/2012

(Continued)

*Primary Examiner* — Janice Patyk  
(74) *Attorney, Agent, or Firm* — Kaliko & Associates, LLC; Scott H. Kaliko, Esq.

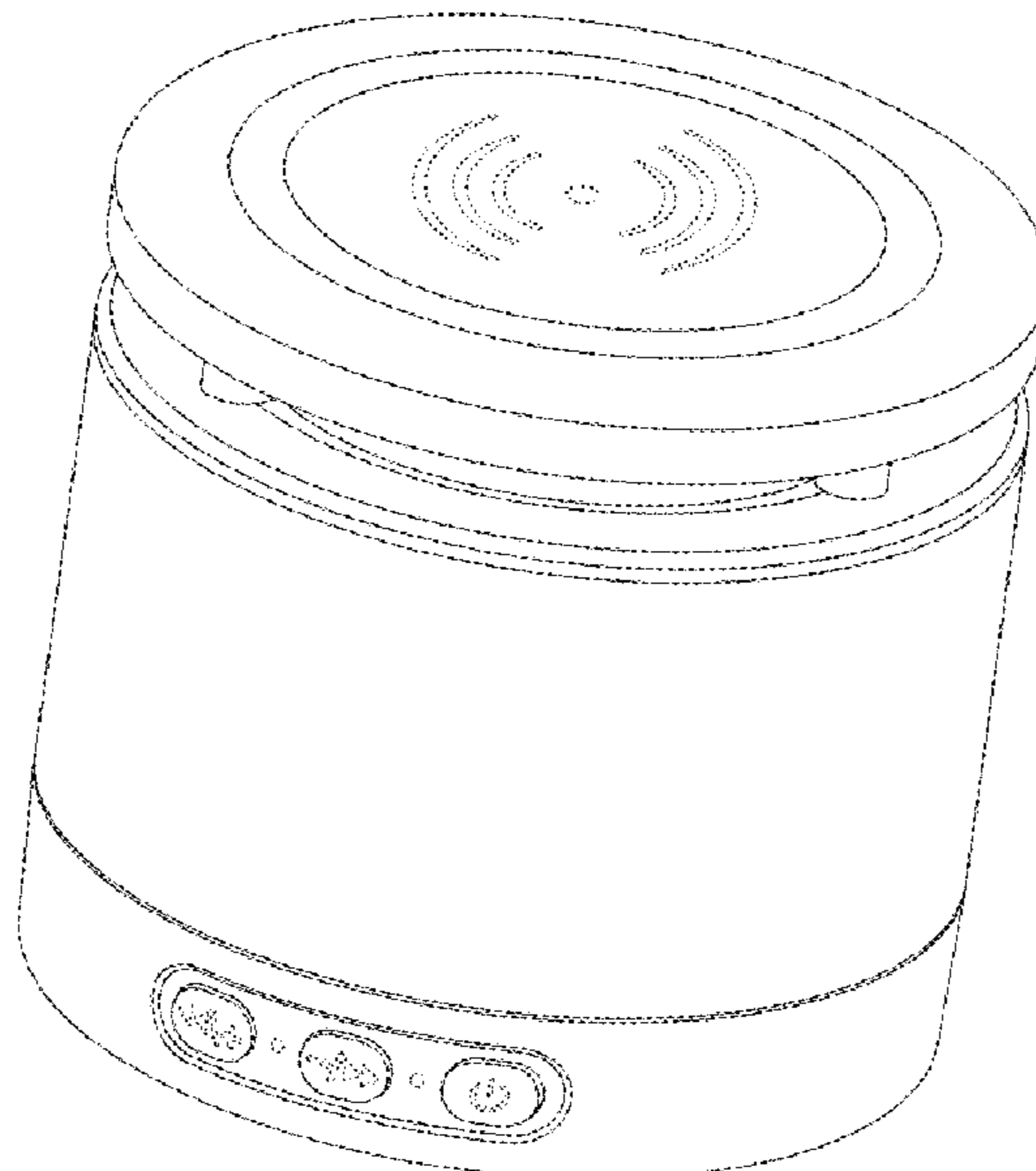
(57) **CLAIM**

The ornamental design for a combined speaker and charger, as shown and described.

**DESCRIPTION**

FIG. 1 is a perspective view of a design for the combined speaker and charger;  
FIG. 2 is a top view thereof;  
FIG. 3 is a bottom view of thereof;  
FIG. 4 is a front view thereof;  
FIG. 5 is a back view thereof;  
FIG. 6 is a side view thereof; and,  
FIG. 7 is an opposite side view thereof.

**1 Claim, 4 Drawing Sheets**



(56)

**References Cited**

U.S. PATENT DOCUMENTS

D792,374 S	7/2017	Kim
D810,045 S	2/2018	Kim
D810,049 S	2/2018	Lee
D811,367 S	2/2018	Vaclavik
D811,368 S	2/2018	Fischer
D813,201 S	3/2018	Shin

FOREIGN PATENT DOCUMENTS

CN	30218758	12/2012
CN	302909182	8/2014
CN	302931393	9/2014
CN	303452943	11/2015
CN	303931412	11/2016
EM	001136113-0002	6/2009
EM	300612546.1	1/2012
IT	002441550-0007	5/2014
IT	002441550-0006	7/2014
JP	1477900	8/2013
JP	1499841	6/2014
JP	1489271	2/2015
KR	300501496.0000	8/2008
KR	300728309	2/2014
KR	002459388-0004	7/2014
KR	300757022	8/2014
KR	300760184	9/2014
KR	300769939	11/2014
KR	300770333	11/2014
WO	WOD093719-002	12/2016

\* cited by examiner

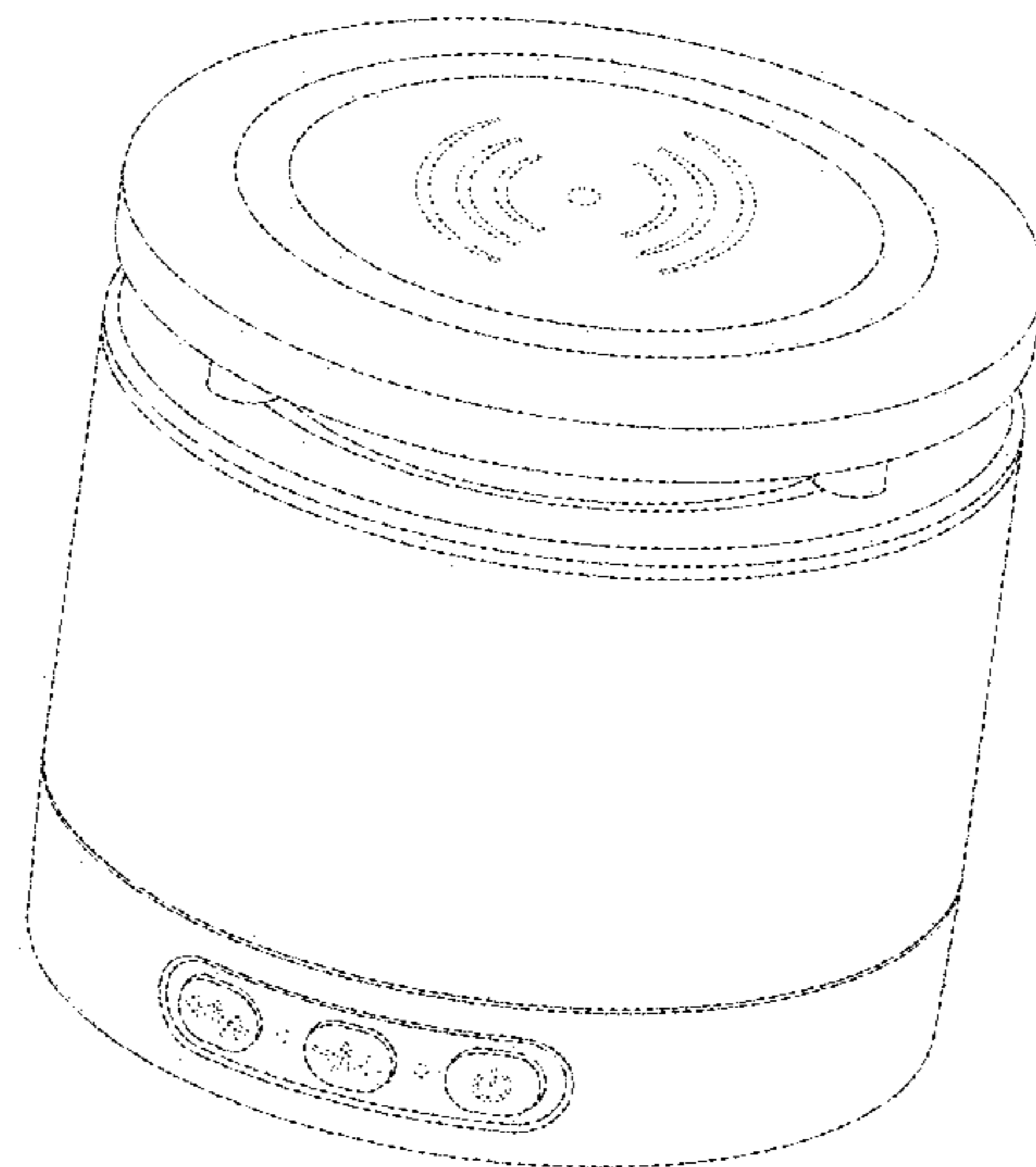


FIG 1

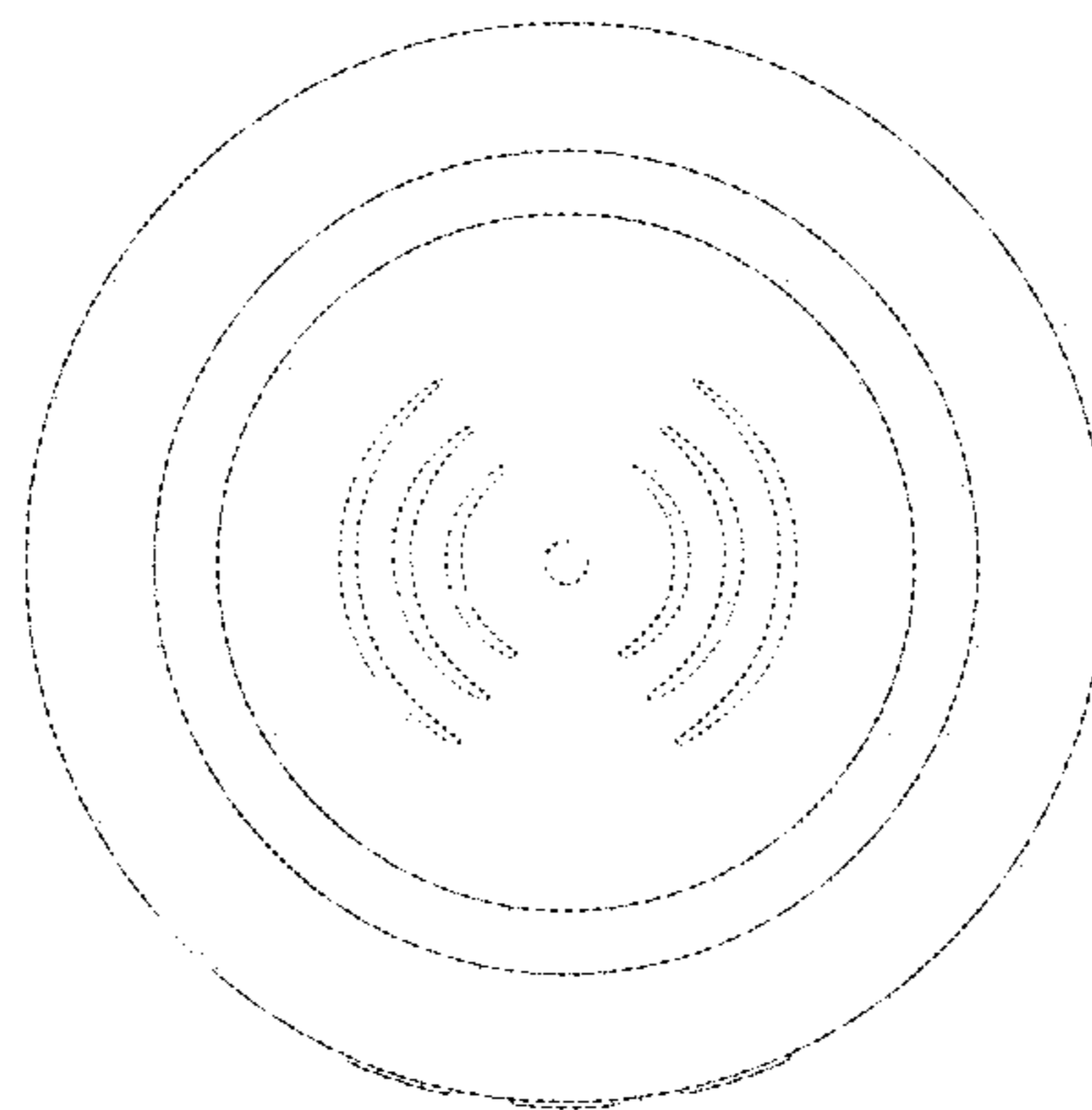


FIG 2




FIG 3

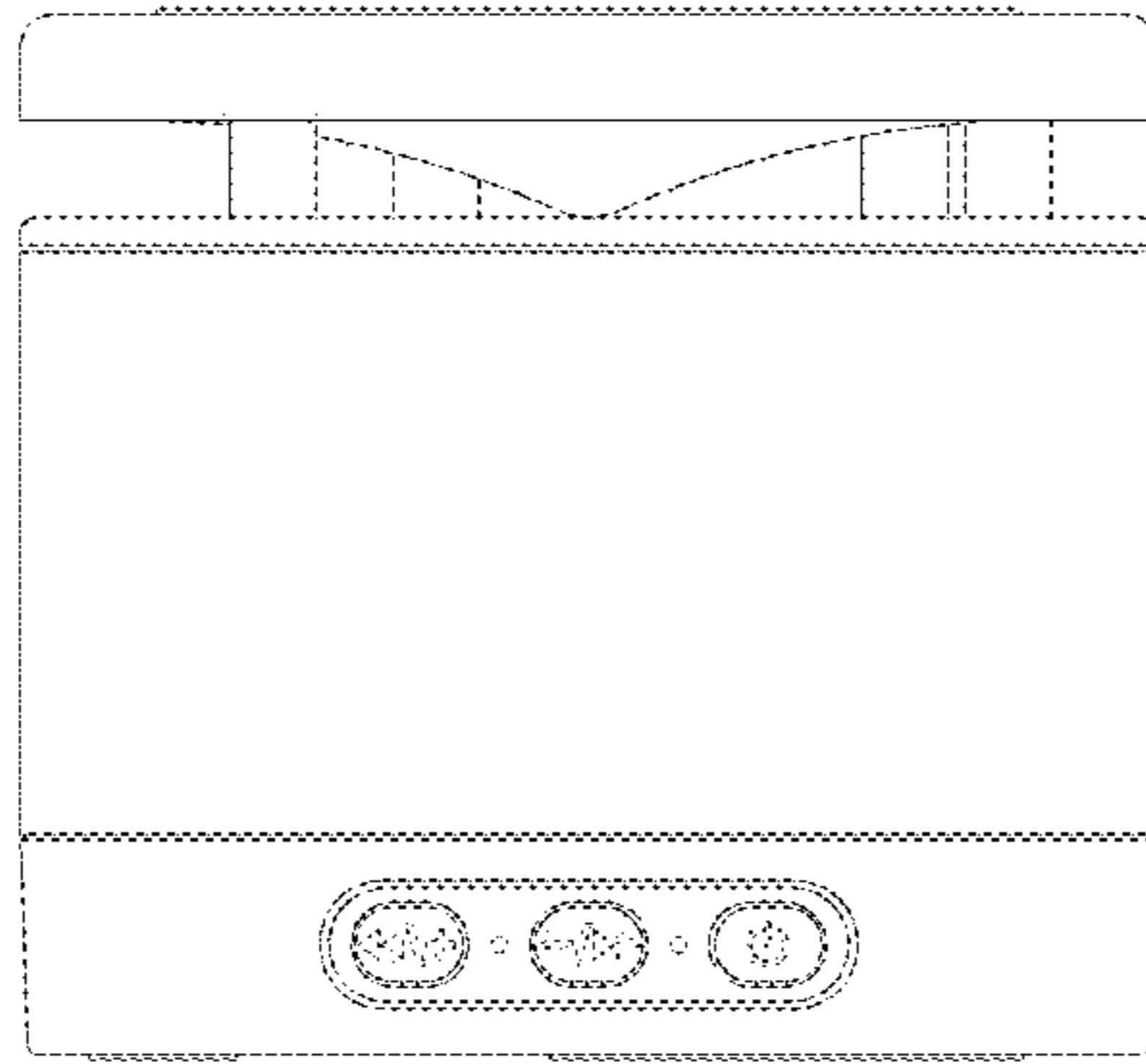


FIG 4

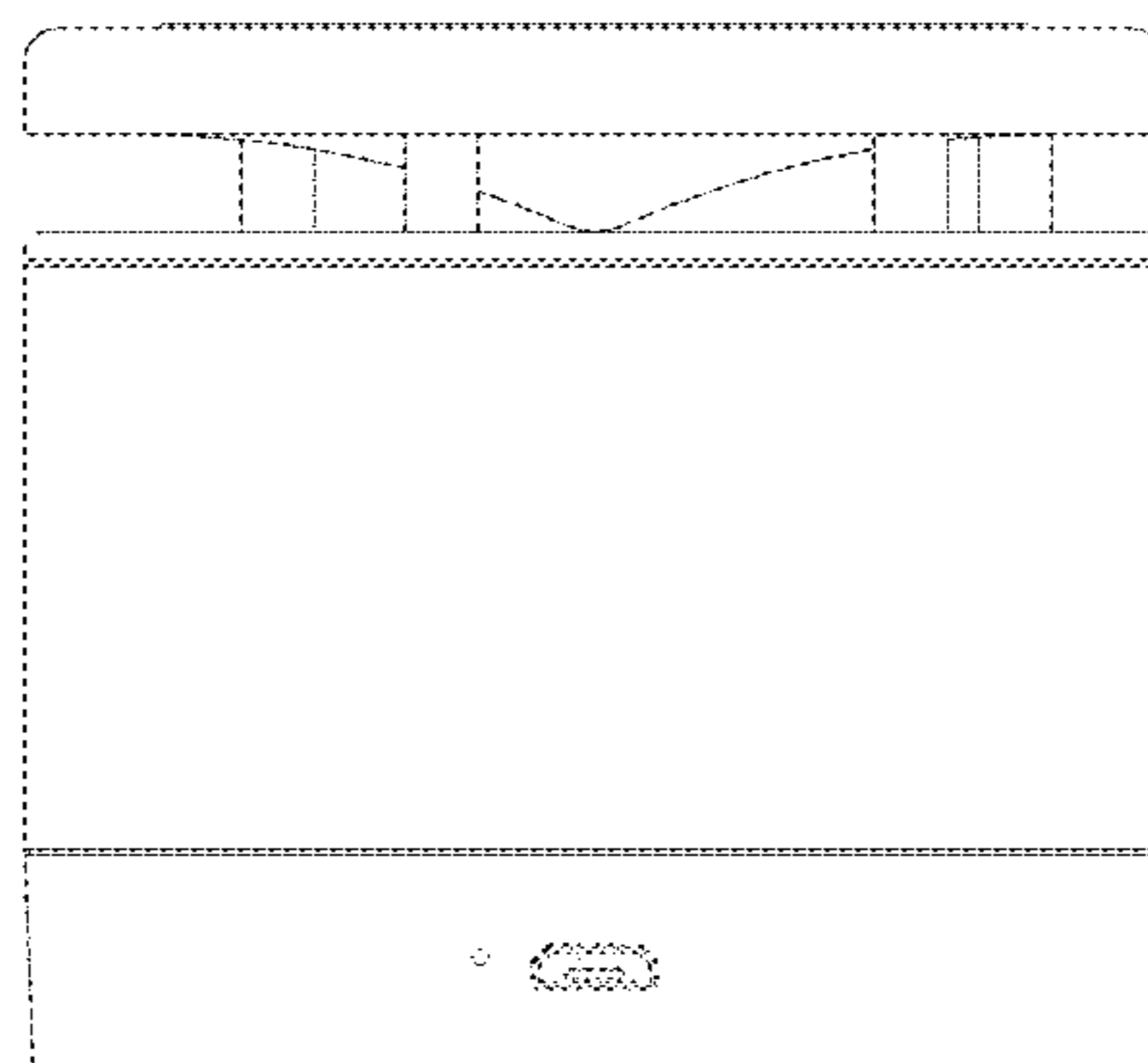


FIG 5

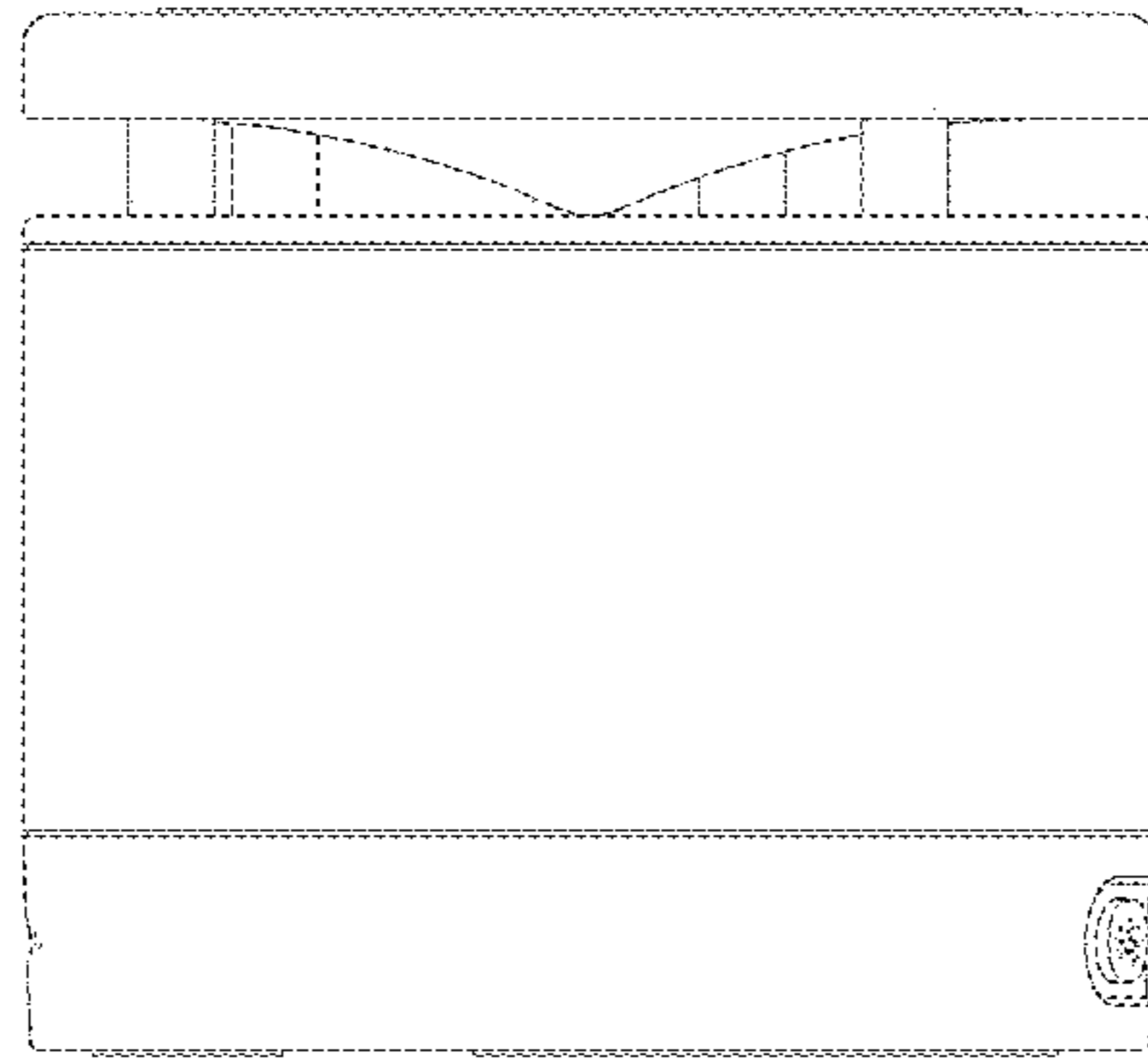


FIG 6

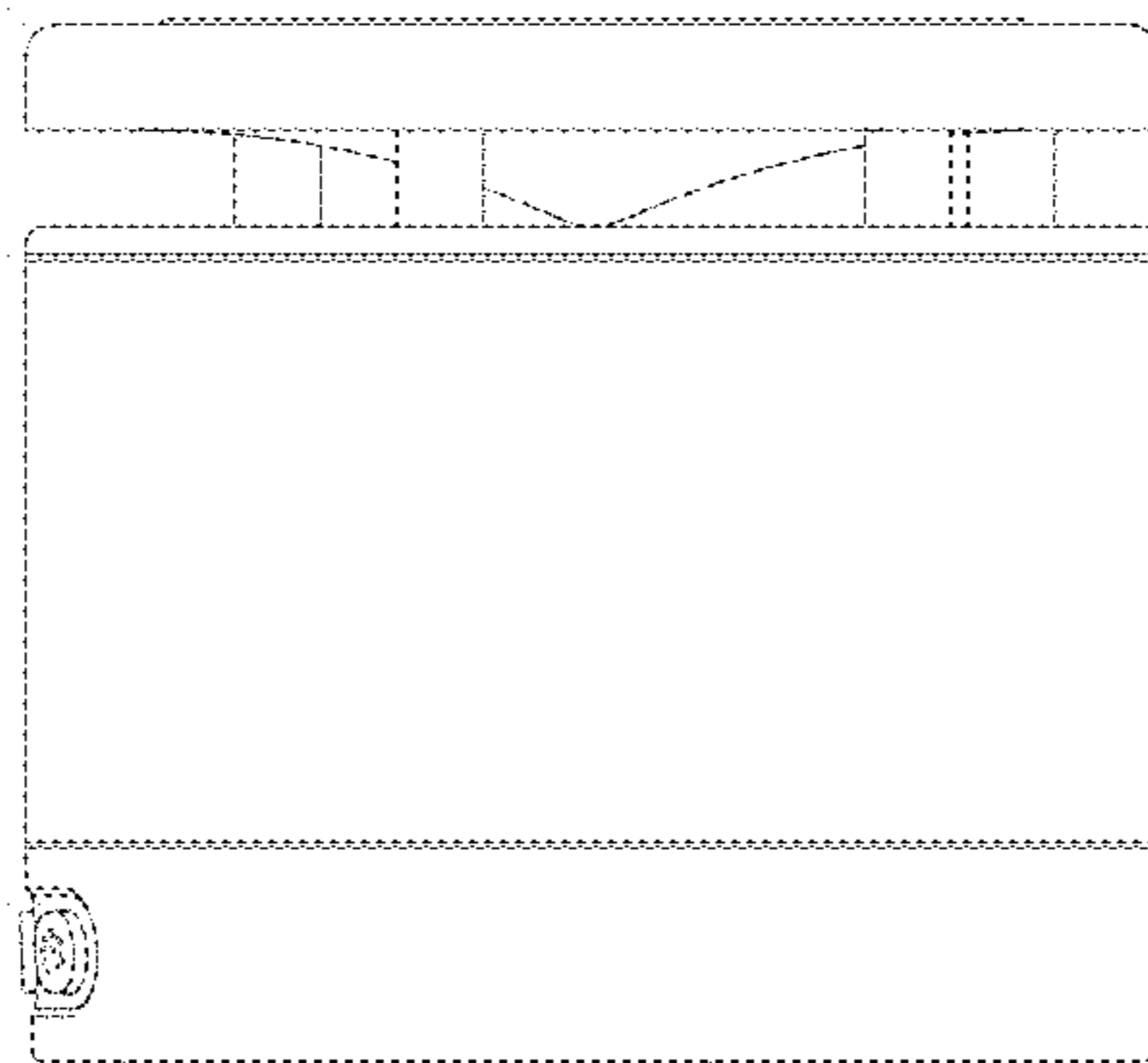


FIG 7