

US00D886784S

(12) **United States Design Patent**  
**Qiu**

(10) **Patent No.:** **US D886,784 S**

(45) **Date of Patent:** **\*\* Jun. 9, 2020**

- (54) **SPEAKER**
- (71) Applicant: **Dongguan Zhongzhenglihe Electronic Co., Ltd**, Dongguan, Guangdong (CN)
- (72) Inventor: **Yuanrong Qiu**, Guangdong (CN)
- (73) Assignee: **Dongguan Zhongzhenglihe Electronic Co., Ltd**, Dongguan (CN)

|                 |   |         |            |       |                      |
|-----------------|---|---------|------------|-------|----------------------|
| D692,411 S      | * | 10/2013 | Joseph     | ..... | D14/215              |
| D692,413 S      | * | 10/2013 | Holzer     | ..... | D14/215              |
| D715,249 S      | * | 10/2014 | Zhou       | ..... | D14/158              |
| D770,416 S      | * | 11/2016 | Tkachuk    | ..... | D14/216              |
| D771,614 S      | * | 11/2016 | Chang      | ..... | D14/253              |
| D810,045 S      |   | 2/2018  | Kim et al. |       |                      |
| D810,049 S      |   | 2/2018  | Lee et al. |       |                      |
| 2004/0231911 A1 | * | 11/2004 | Welker     | ..... | H04R 1/26<br>181/165 |

(\*\*) Term: **15 Years**

(21) Appl. No.: **29/641,784**

(22) Filed: **Mar. 24, 2018**

(51) **LOC (12) Cl.** ..... **14-01**

(52) **U.S. Cl.**  
USPC ..... **D14/204**

(58) **Field of Classification Search**  
 USPC .... D14/167, 188, 204, 209.1, 210–215, 348,  
 D14/352, 498–505; 181/143, 144, 148,  
 181/153, 157, 198, 199; 369/6–12;  
 381/300–303, 361–364, 366, 386–388  
 CPC ..... H04R 1/02; H04R 1/021; H04R 1/023;  
 H04R 5/00; H04R 9/06; H04R 2420/07  
 See application file for complete search history.

(56) **References Cited**

**U.S. PATENT DOCUMENTS**

|            |   |         |       |       |         |
|------------|---|---------|-------|-------|---------|
| D542,279 S | * | 5/2007  | Chan  | ..... | D14/216 |
| D579,002 S | * | 10/2008 | Nakao | ..... | D14/214 |

\* cited by examiner

*Primary Examiner* — Janice Patyk

(74) *Attorney, Agent, or Firm* — Minder Law Group;  
Willy H. Wong

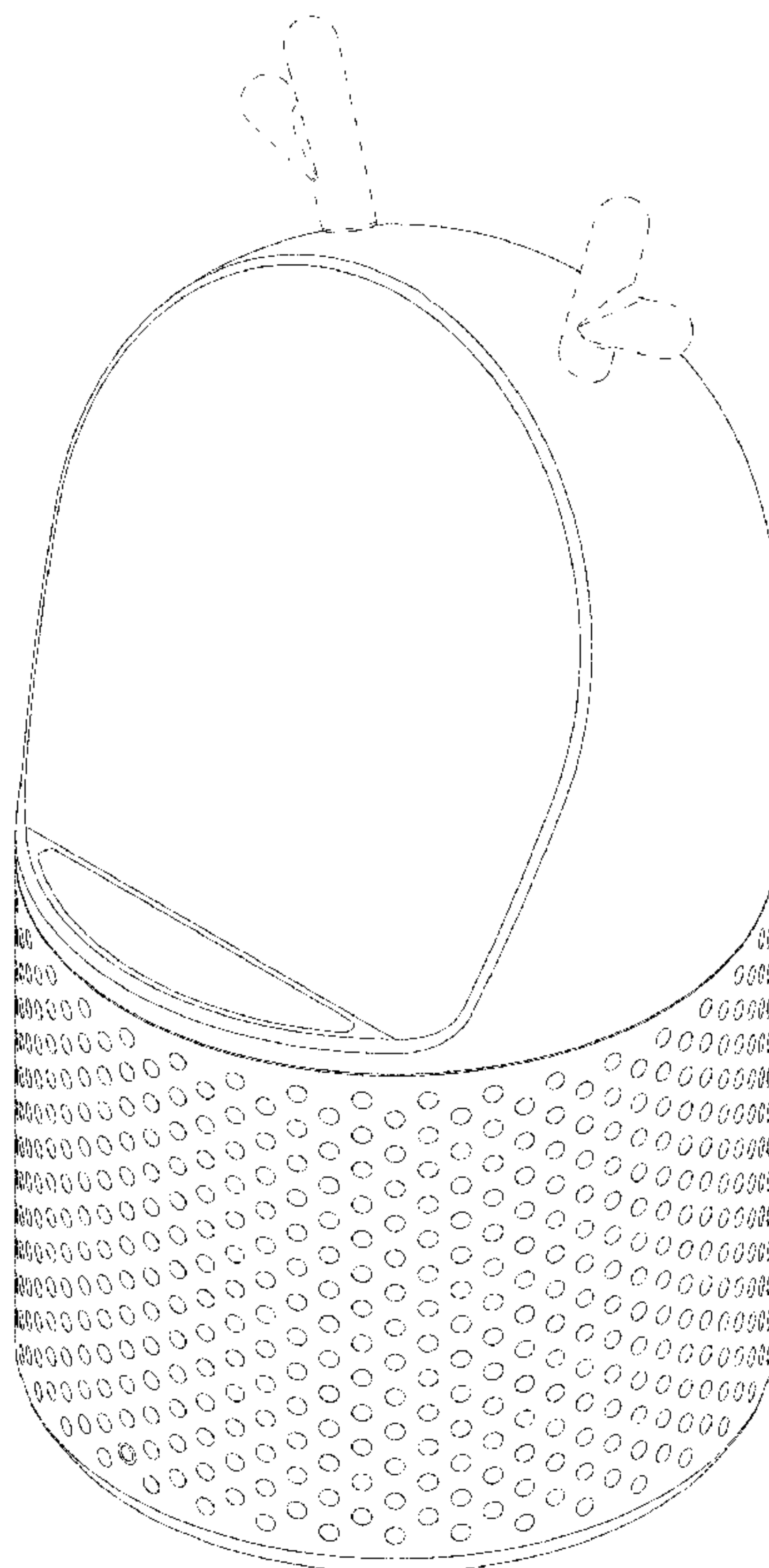
(57) **CLAIM**

The ornamental design for a speaker, as shown and described.

**DESCRIPTION**

FIG. 1 is a perspective view of a speaker in accordance with the present invention.  
 FIG. 2 is a front view thereof.  
 FIG. 3 is a back view thereof.  
 FIG. 4 is a left side view thereof.  
 FIG. 5 is a right side view thereof.  
 FIG. 6 is a top view thereof; and,  
 FIG. 7 is a bottom view thereof.  
 The broken lines in the figures illustrate the portions of the design that form no part of the claimed design.

**1 Claim, 7 Drawing Sheets**



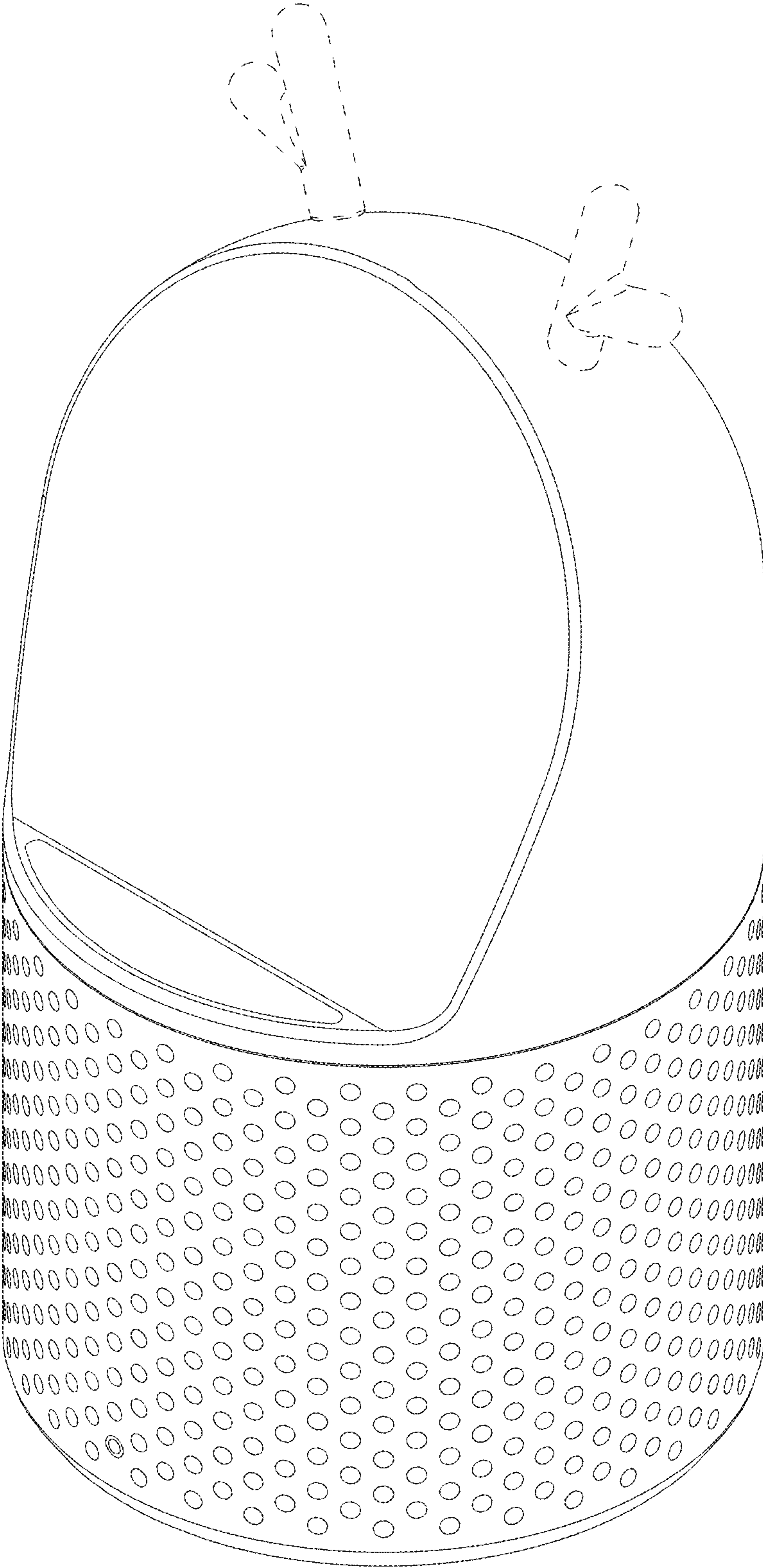


FIG. 1

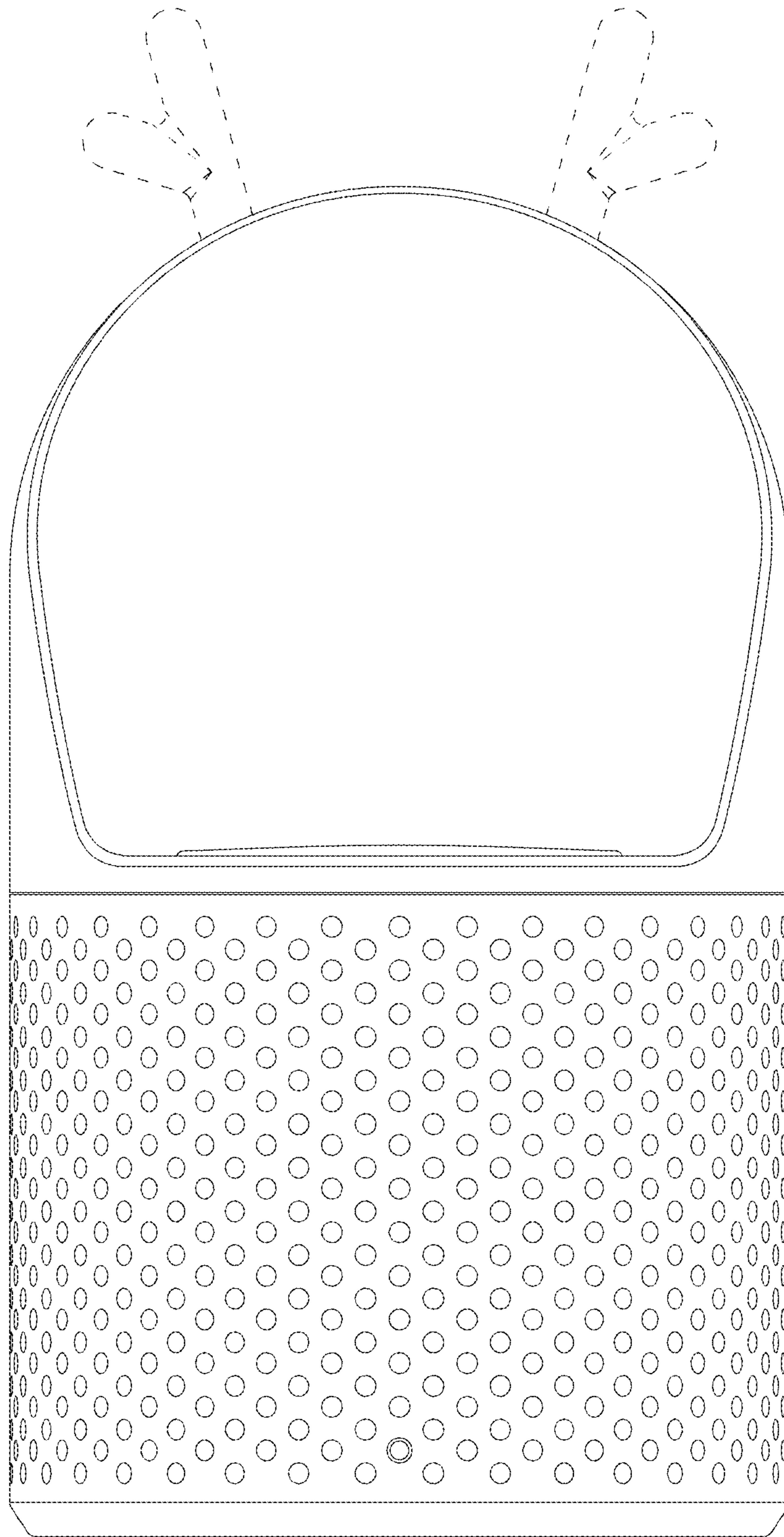


FIG. 2



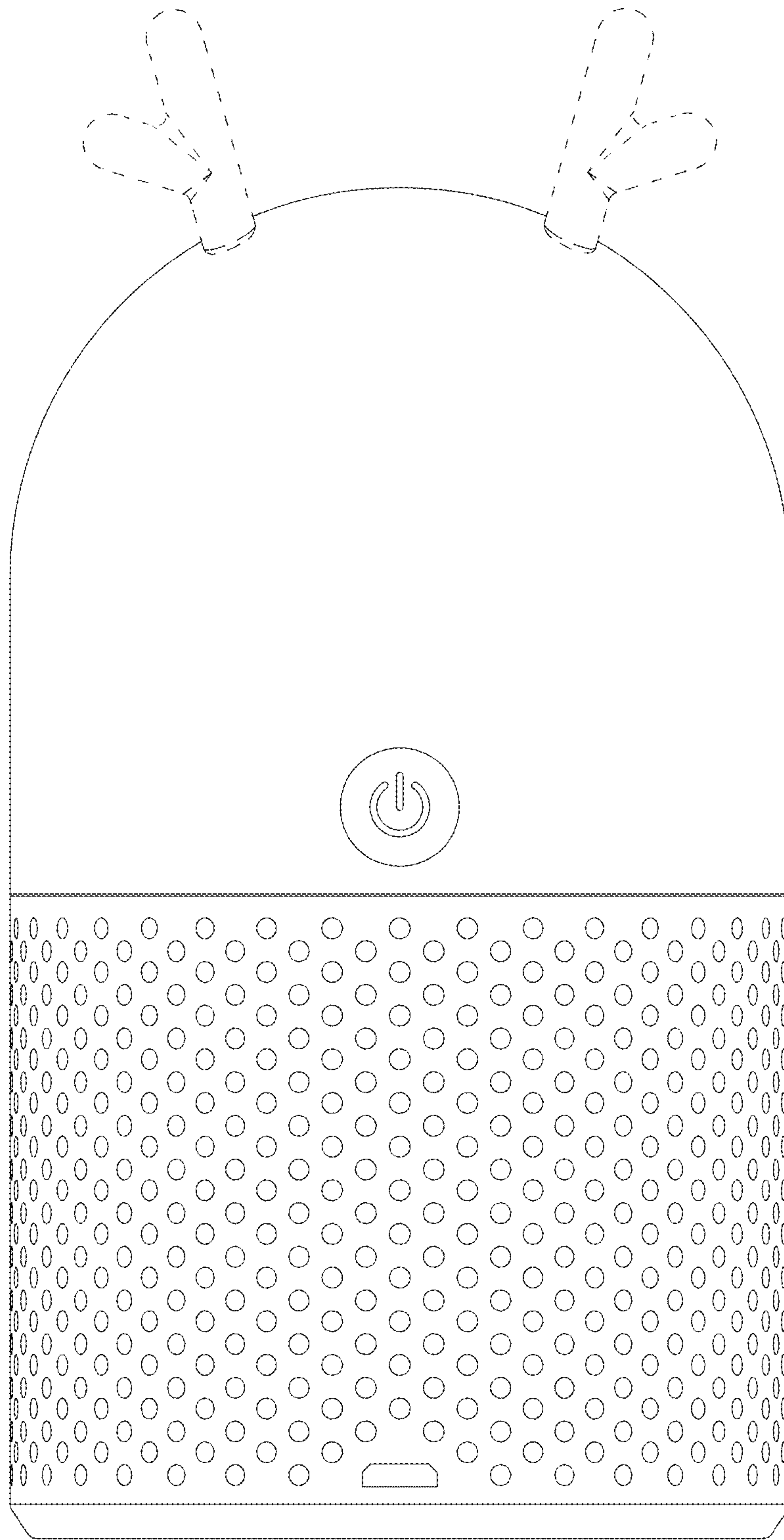


FIG. 3

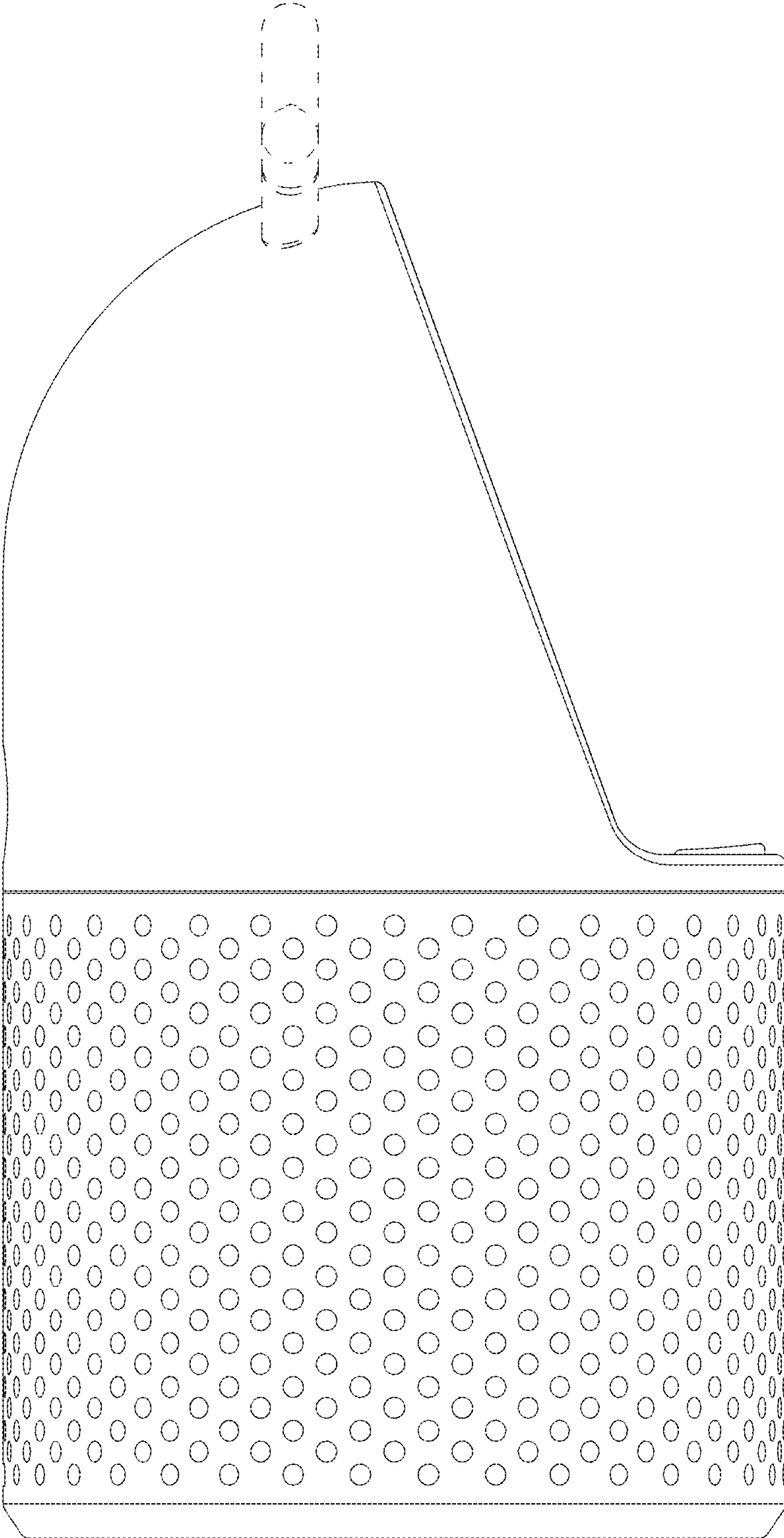


FIG.4

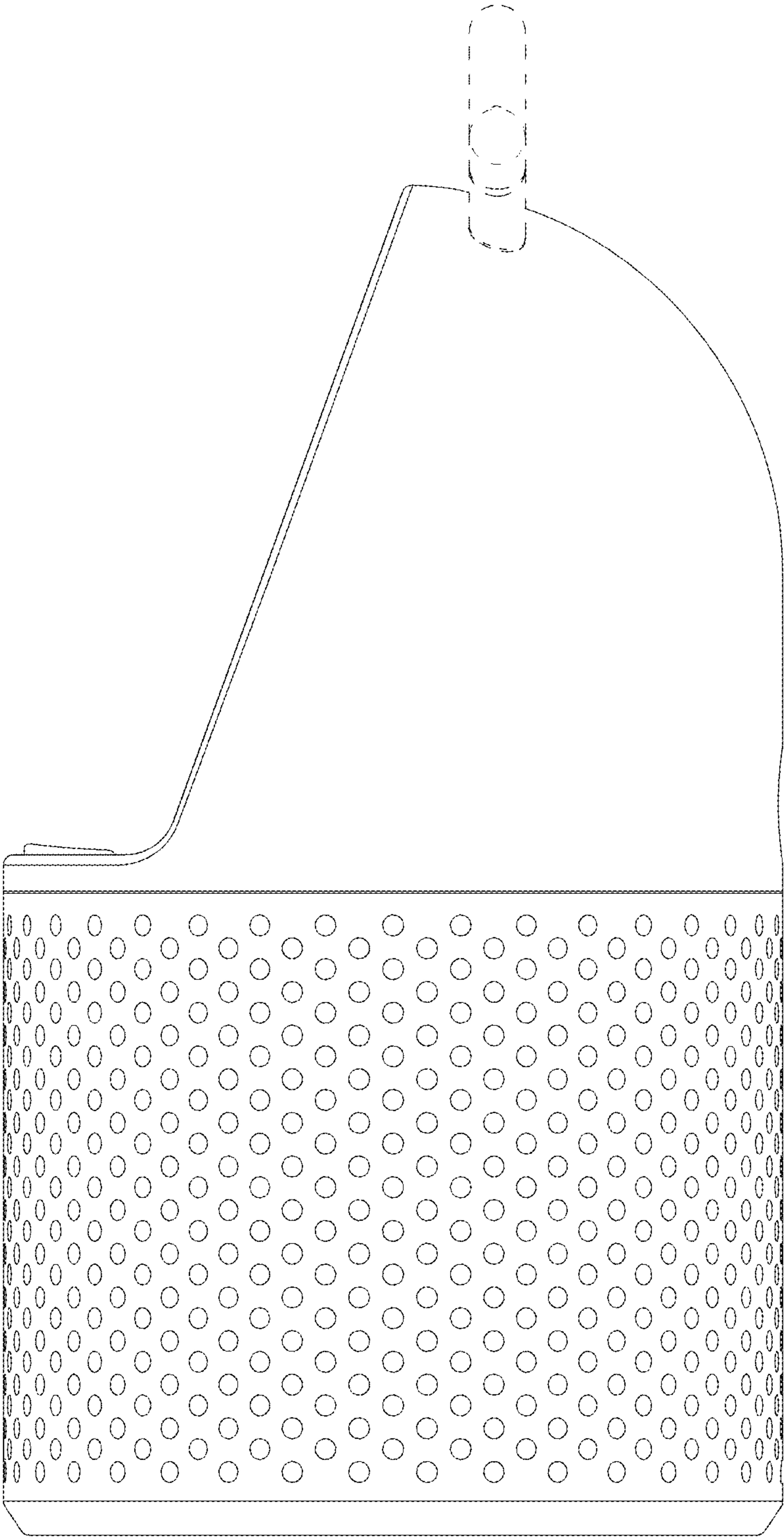


FIG. 5

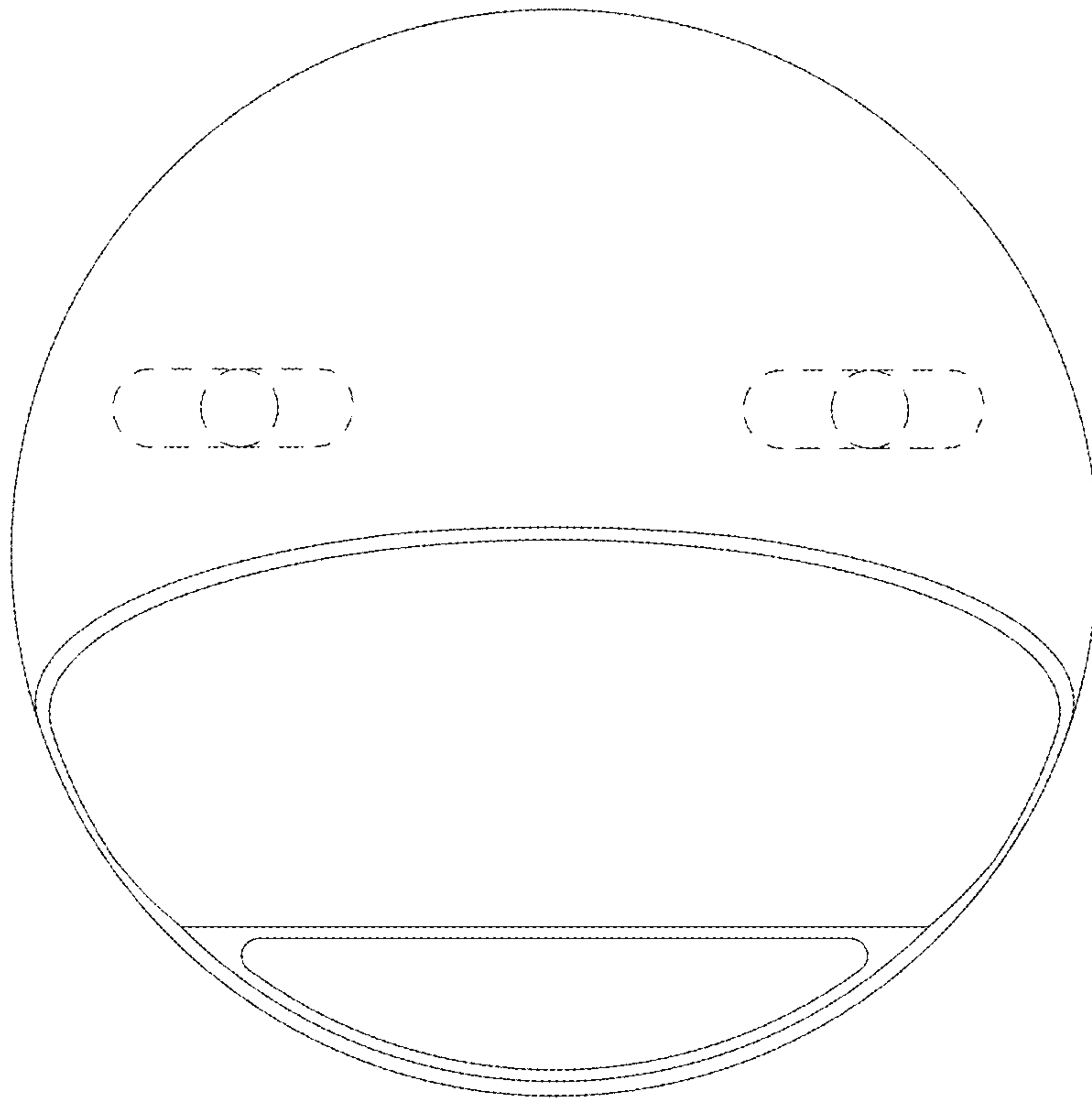



FIG. 6



**FIG. 7**