



US00D886783S

(12) **United States Design Patent** (10) **Patent No.:** **US D886,783 S**  
**Widiaman et al.** (45) **Date of Patent:** **\*\* Jun. 9, 2020**

(54) **SPEAKER**  
(71) Applicant: **Hewlett-Packard Development Company, L.P.**, Houston, TX (US)  
(72) Inventors: **Rudy Widiaman**, Houston, TX (US); **Paul L. Drew**, Houston, TX (US); **Eric Chen**, Houston, TX (US)  
(73) Assignee: **Hewlett-Packard Development Company, L.P.**, Spring, TX (US)

D678,402 S \* 3/2013 Sato ..... D18/50  
D727,360 S 4/2015 Peng et al.  
D754,751 S 4/2016 Kusano et al.  
D755,734 S \* 5/2016 Kashimoto ..... D13/168  
D757,710 S \* 5/2016 Donachy ..... D14/314  
D765,073 S \* 8/2016 Niizawa ..... D14/356  
D766,218 S 9/2016 Yang et al.  
D778,250 S 2/2017 Owens  
D789,352 S 6/2017 Kong  
D809,943 S 2/2018 Jacoby et al.  
D812,130 S 3/2018 Chen

\* cited by examiner

(\*\*) Term: **15 Years**

*Primary Examiner* — Janice Patyk

(21) Appl. No.: **29/639,986**

(74) *Attorney, Agent, or Firm* — HP Inc. Patent Department

(22) Filed: **Mar. 9, 2018**

(57) **CLAIM**

(51) **LOC (12) Cl.** ..... **14-01**

The ornamental design for a speaker, as shown and described.

(52) **U.S. Cl.**

USPC ..... **D14/204**

(58) **Field of Classification Search**

**DESCRIPTION**

USPC .... D14/167, 188, 204, 209.1, 210–215, 348, D14/352, 498–505; 181/143, 144, 148, 181/153, 157, 198, 199; 369/6–12; 381/300–303, 361–364, 366, 386–388

CPC ..... H04R 1/02; H04R 1/021; H04R 1/023; H04R 5/00; H04R 9/06; H04R 2420/07

See application file for complete search history.

FIG. 1 is a top, front, left-side perspective view of a speaker in accordance with our new design;

FIG. 2 is a front elevational view of the speaker shown in FIG. 1;

FIG. 3 is a rear elevational view of the speaker shown in FIG. 1;

FIG. 4 is a right-side elevational view of the speaker shown in FIG. 1;

FIG. 5 is a left-side elevational view of the speaker shown in FIG. 1;

FIG. 6 is a top plan view of the speaker shown in FIG. 1; and,

FIG. 7 is a bottom plan view of the speaker shown in FIG. 1.

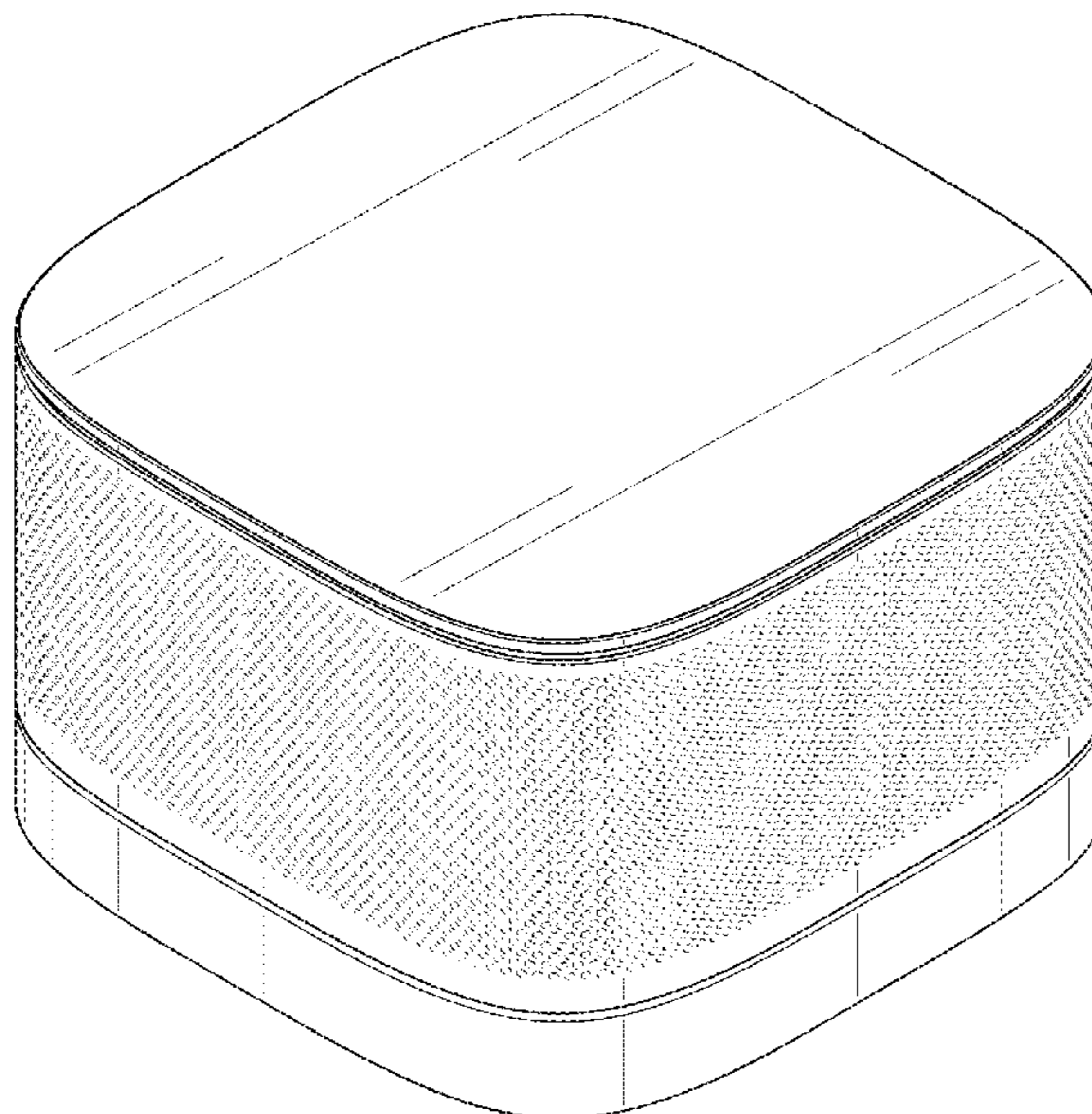
The broken lines in the figures illustrate the portions of the design that form no part of the claimed design.

(56) **References Cited**

**U.S. PATENT DOCUMENTS**

D336,018 S \* 6/1993 Smith ..... D7/629  
D479,016 S \* 8/2003 Sgariboldi ..... D28/78  
D531,025 S \* 10/2006 Tanner ..... D9/426  
D541,332 S \* 4/2007 Tsuchiya ..... D18/50  
D576,770 S \* 9/2008 Mascotte ..... D28/83  
D596,626 S 7/2009 Andre et al.  
D637,984 S 5/2011 Willard  
D637,985 S 5/2011 Andresen  
D648,298 S \* 11/2011 Pierce ..... D14/138 G

**1 Claim, 7 Drawing Sheets**



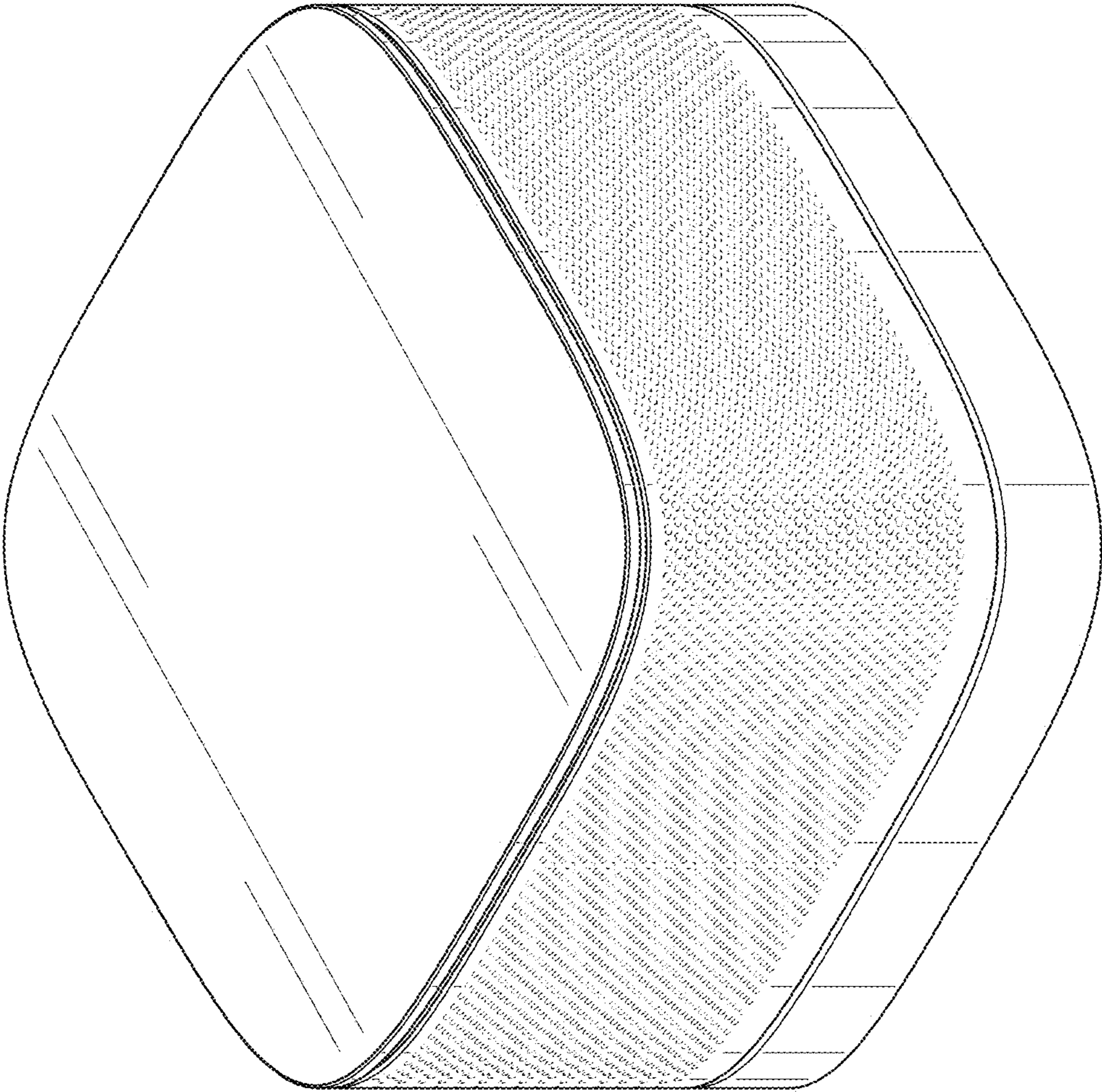


FIG. 1




FIG. 2

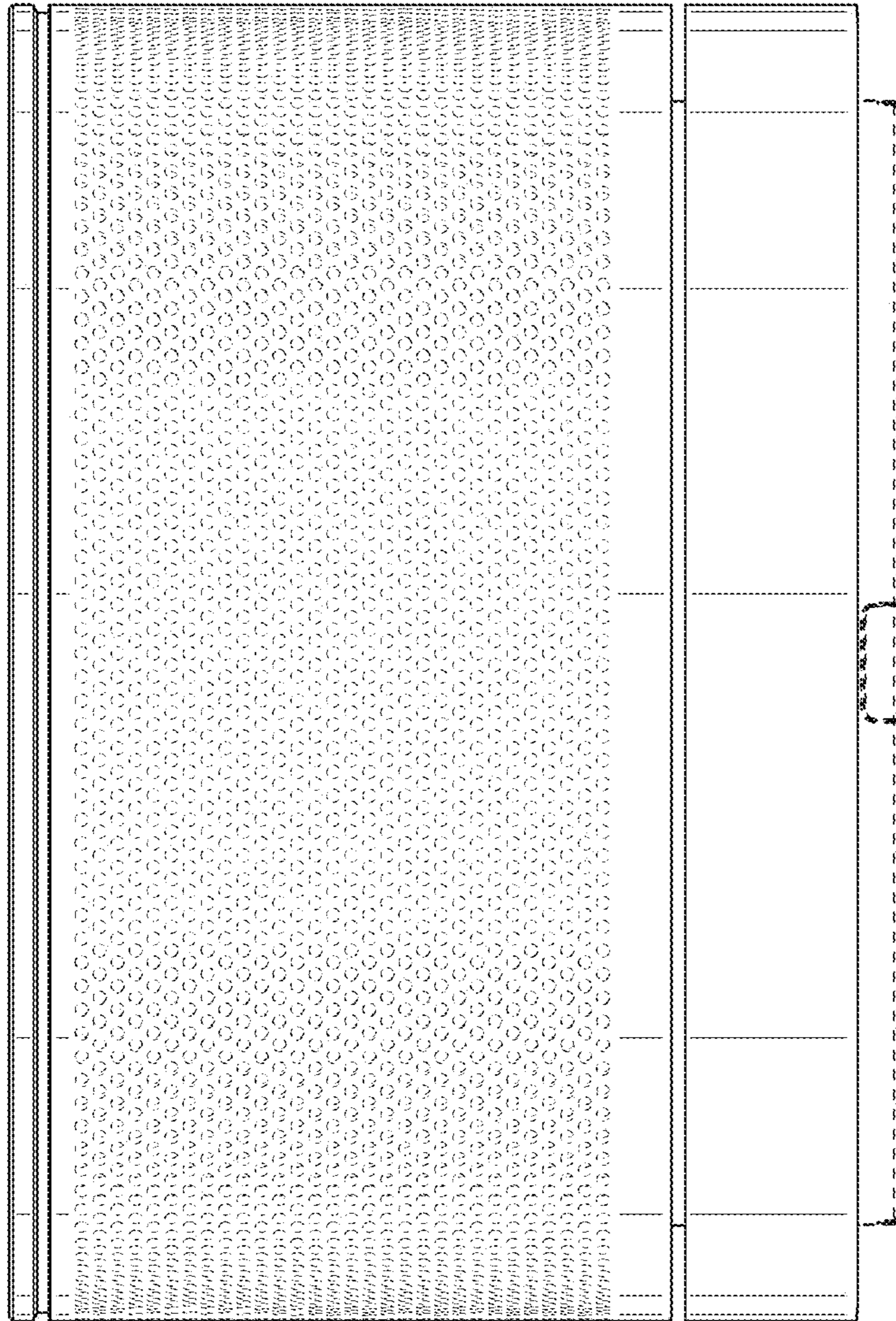


FIG. 3




FIG. 4




FIG. 5




FIG. 6

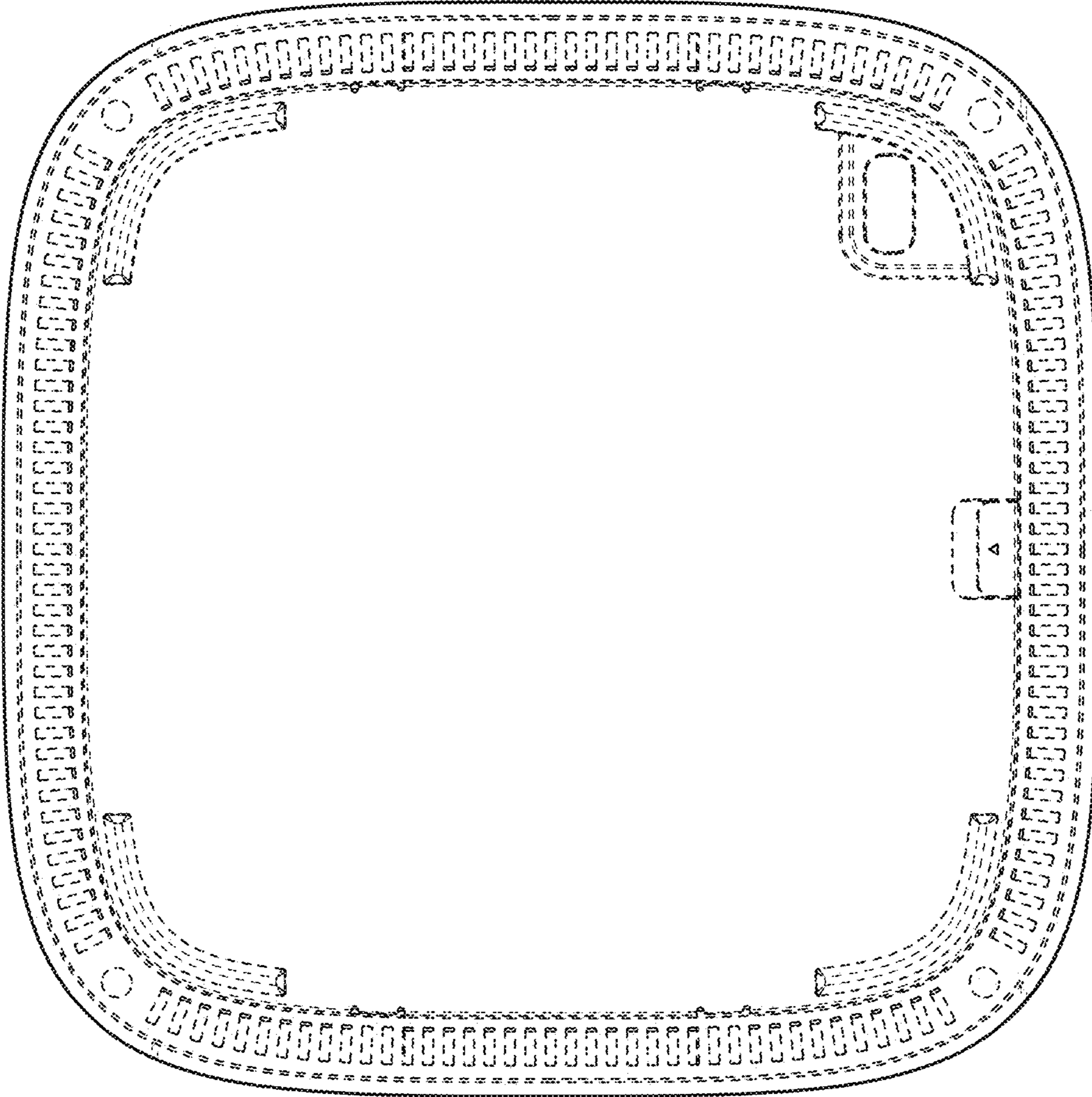


FIG. 7