



US00D886777S

(12) **United States Design Patent** (10) **Patent No.:** **US D886,777 S**
Bunning et al. (45) **Date of Patent:** **** Jun. 9, 2020**

(54) **LOUDSPEAKER**
(71) Applicant: **Meyer Sound Laboratories, Incorporated, Berkeley, CA (US)**
(72) Inventors: **Paul Bunning, Berkeley, CA (US); Pablo Espinosa, Pleasanton, CA (US); Michael Schneider, El Cerrito, CA (US)**
(73) Assignee: **Meyer Sound Laboratories, Incorporated, Berkeley, CA (US)**
(**) Term: **15 Years**
(21) Appl. No.: **29/636,029**
(22) Filed: **Feb. 5, 2018**
(51) **LOC (12) Cl.** **14-01**
(52) **U.S. Cl.**
USPC **D14/204**
(58) **Field of Classification Search**
USPC D14/167, 188, 204, 209.1, 210-215, 348, D14/352, 498-505; 181/143, 144, 148, 181/153, 157, 198, 199; 369/6-12; 381/300-303, 361-364, 366, 386-388
CPC H04R 1/02; H04R 1/021; H04R 1/023; H04R 5/00; H04R 9/06; H04R 2420/07
See application file for complete search history.

D628,191 S * 11/2010 Ohno D14/214
D631,867 S 2/2011 Arneson et al.
D658,159 S 4/2012 Janky et al.
D659,676 S * 5/2012 Aquillano D14/214
D693,794 S * 11/2013 Nauroy D14/214
D771,585 S 11/2016 Espinosa et al.
D797,915 S * 9/2017 Lewis D23/364

OTHER PUBLICATIONS

Product Data Sheet, "CQ-2: Narrow Coverage Main Loudspeaker," Meyer Sound Laboratories, Incorporated, 2004.
Product Data Sheet, "UPA-1P: Compact Wide Coverage Loudspeaker," Meyer Sound Laboratories, Incorporated, 2005.
Product Data Sheet, "UPA-2P: Compact Narrow Coverage Loudspeaker," Meyer Sound Laboratories, Incorporated, 2005.
Product Data Sheet, "USW-1P: Compact Subwoofer," Meyer Sound Laboratories, Incorporated, 2005.

(Continued)

Primary Examiner — Janice Patyk
(74) *Attorney, Agent, or Firm* — Beeson Skinner Beverly, LLP

(57) **CLAIM**


The ornamental design for a loudspeaker, as shown and described.

DESCRIPTION

FIG. 1 is a top front perspective view of a loudspeaker showing our new design;
FIG. 2 is a front elevational view thereof;
FIG. 3 is a left side elevational view thereof, the right side elevation view being a mirror image thereof;
FIG. 4 is a rear elevational view thereof; and,
FIG. 5 is a top plan view thereof, the bottom view being identical thereof.
The broken lines in the figures illustrate portions of the design that form no part of the claimed design.

1 Claim, 3 Drawing Sheets

(56) **References Cited**
U.S. PATENT DOCUMENTS
D249,684 S * 9/1978 Rams D14/214
D362,439 S * 9/1995 Mark D14/211
D373,359 S 9/1996 Meyer et al.
D439,237 S * 3/2001 Felix D14/214
D516,543 S * 3/2006 Kubota D14/214
D521,981 S * 5/2006 Sogabe D14/214
D546,318 S * 7/2007 Yoon D14/214
D621,814 S * 8/2010 Graber D14/212



(56)

References Cited

OTHER PUBLICATIONS

Product Data Sheet, "Upjunior: UltraCompact VariO Loudspeaker," Meyer Sound Laboratories, Incorporated, 2007.

Product Data Sheet, "MINA: Compact Curvilinear Array Loudspeaker," Meyer Sound Laboratories, Incorporated, 2010.

Product Data Sheet, "1100-LFC: Low-Frequency Control Element," Meyer Sound Laboratories, Incorporated, 2012.

Product Data Sheet, "LYON: Linear Array Loudspeaker," Meyer Sound Laboratories, Incorporated, 2014.

Product Data Sheet, "MM-10: Miniature Subwoofer," Meyer Sound Laboratories, Incorporated, 2014.

Preliminary Product Information Sheet, "750-LFC: Compact Low-Frequency Control Element," Meyer Sound Laboratories, Incorporated, 2017.

Preliminary Product Information Sheet, "LINA: Compact Linear Line Array Loudspeaker," Meyer Sound Laboratories, Incorporated, 2017.

Preliminary Product Information Sheet, "VLFC: Very Low-Frequency Control Element," Meyer Sound Laboratories, Incorporated, 2017.

* cited by examiner




FIG. 1




FIG. 2




FIG. 3




FIG. 4

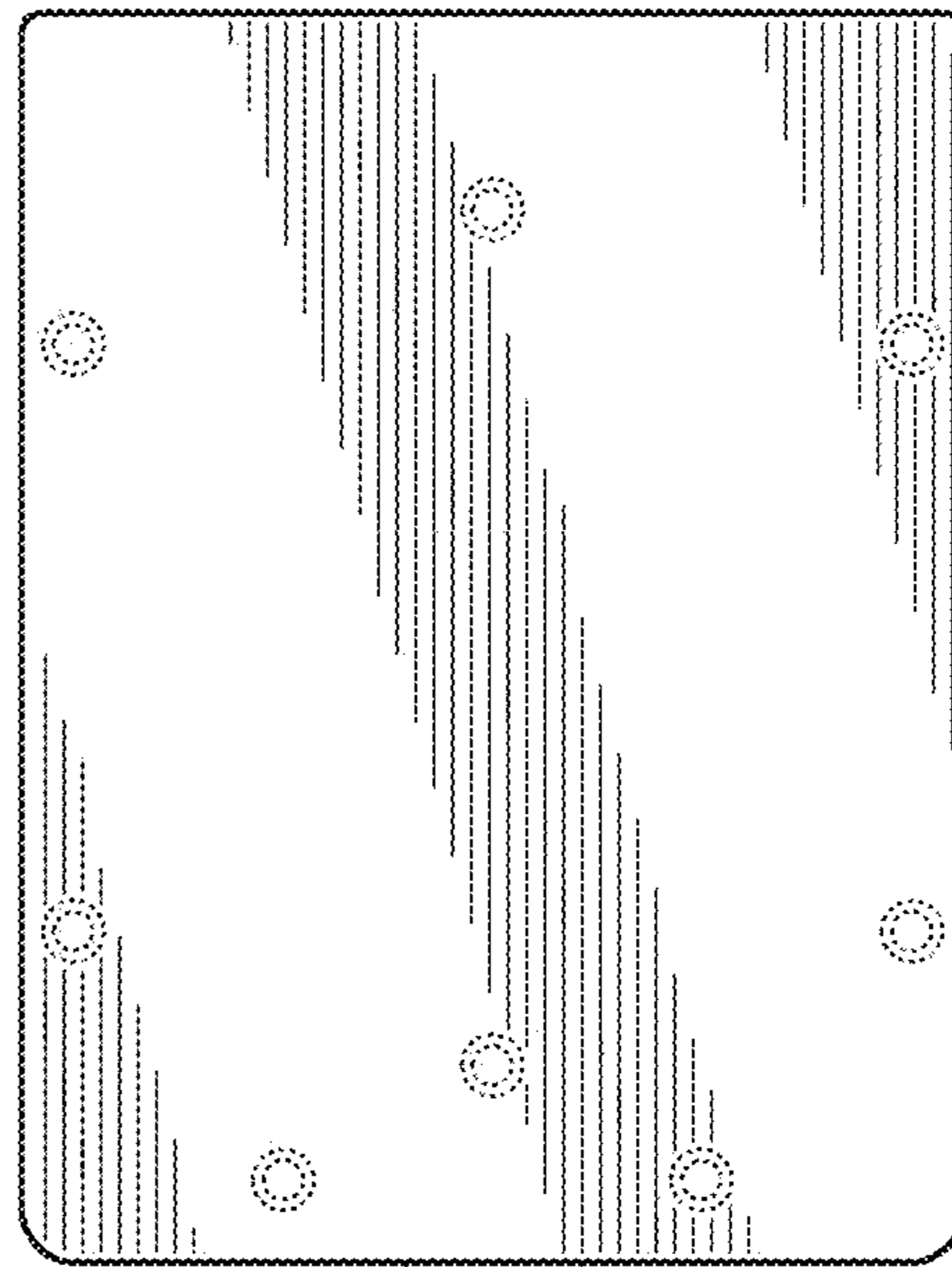


FIG. 5