



US00D886776S

(12) **United States Design Patent** (10) **Patent No.:** **US D886,776 S**
Bunning et al. (45) **Date of Patent:** **** Jun. 9, 2020**

(54) **LOUDSPEAKER**

OTHER PUBLICATIONS

- (71) Applicant: **Meyer Sound Laboratories, Incorporated**, Berkeley, CA (US)
- (72) Inventors: **Paul Bunning**, Berkeley, CA (US); **Pablo Espinosa**, Pleasanton, CA (US); **Michael Schneider**, El Cerrito, CA (US)
- (73) Assignee: **Meyer Sound Laboratories, Incorporated**, Berkeley, CA (US)
- (**) Term: **15 Years**
- (21) Appl. No.: **29/636,015**
- (22) Filed: **Feb. 5, 2018**
- (51) **LOC (12) Cl.** **14-01**
- (52) **U.S. Cl.**
USPC **D14/204**
- (58) **Field of Classification Search**
USPC D14/167, 188, 204, 209.1, 210–215, 348, D14/352, 498–505; 181/143, 144, 148, 181/153, 157, 198, 199; 369/6–12; 381/300–303, 361–364, 366, 386–388
CPC H04R 1/02; H04R 1/021; H04R 1/023; H04R 5/00; H04R 9/06; H04R 2420/07
See application file for complete search history.

Product Data Sheet, “CQ-2: Narrow Coverage Main Loudspeaker,” Meyer Sound Laboratories, Incorporated, 2004.
Product Data Sheet, “UPA-1P: Compact Wide Coverage Loudspeaker,” Meyer Sound Laboratories, Incorporated, 2005.
Product Data Sheet, “UPA-2P: Compact Narrow Coverage Loudspeaker,” Meyer Sound Laboratories, Incorporated, 2005.
Product Data Sheet, “USW-1P: Compact Subwoofer,” Meyer Sound Laboratories, Incorporated, 2005.
Product Data Sheet, “UPJUNIOR: UltraCompact VariO Loudspeaker,” Meyer Sound Laboratories, Incorporated, 2007.
Product Data Sheet, “MINA: Compact Curvilinear Array Loudspeaker,” Meyer Sound Laboratories, Incorporated, 2010.
Product Data Sheet, “1100-LFC: Low-Frequency Control Element,” Meyer Sound Laboratories, Incorporated, 2012.

(Continued)

Primary Examiner — Janice Patyk
(74) *Attorney, Agent, or Firm* — Beeson Skinner Beverly, LLP

(57) **CLAIM**

The ornamental design for a loudspeaker, as shown and described.

DESCRIPTION

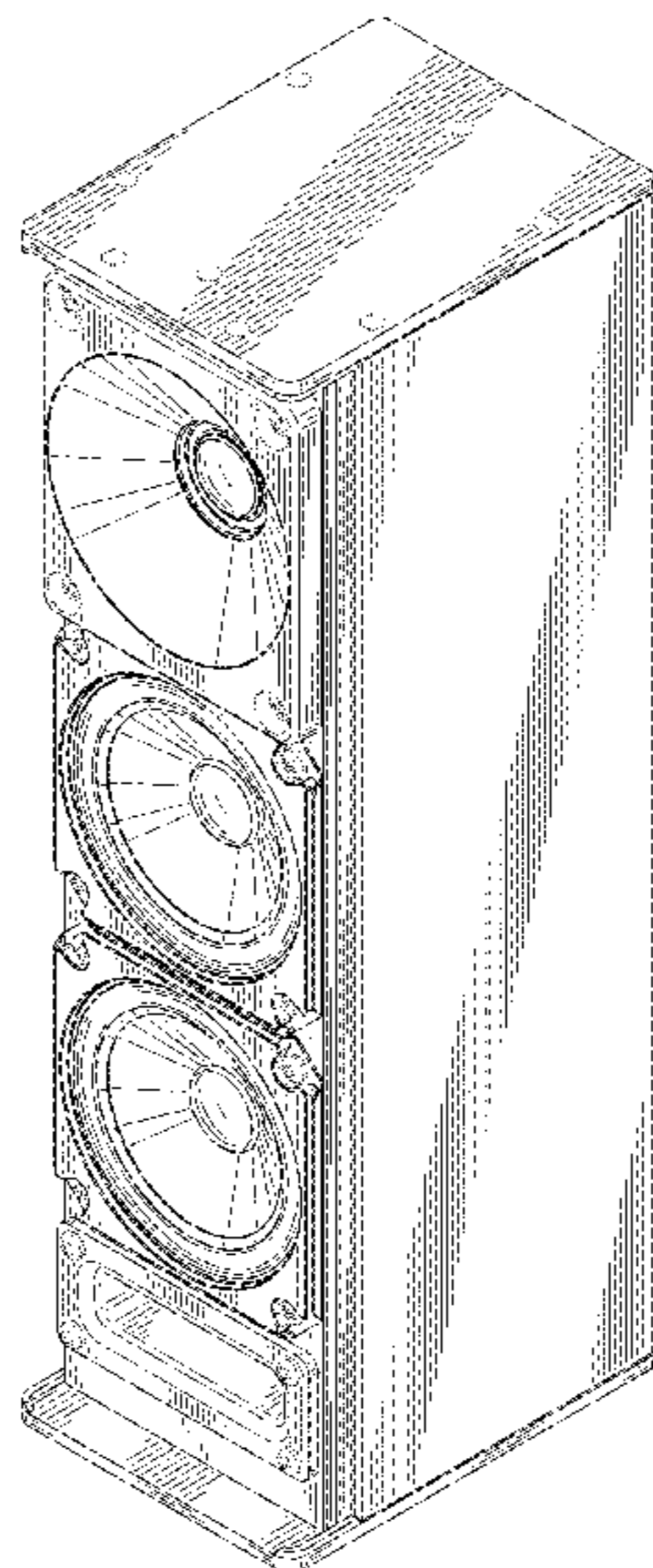
FIG. 1 is a top front perspective view of a loudspeaker showing our new design;
FIG. 2 is a front elevational view thereof;
FIG. 3 is a left side elevational view thereof, the right side elevation view being a mirror image thereof;
FIG. 4 is a rear elevational view thereof; and,
FIG. 5 is a top plan view thereof, the bottom view being identical thereof.
The broken lines in the figures illustrate portions of the design that form no part of the claimed design.

1 Claim, 3 Drawing Sheets

(56) **References Cited**

U.S. PATENT DOCUMENTS

D368,710 S *	4/1996	Althans	D14/128
D373,359 S	9/1996	Meyer et al.	
D486,474 S *	2/2004	Allen	D14/215
D631,867 S	2/2011	Arneson et al.	
D645,450 S *	9/2011	Chen	D14/215
D658,159 S	4/2012	Janky et al.	
D672,751 S *	12/2012	Davies	D14/204
D695,270 S *	12/2013	Lam	D14/211
D738,352 S *	9/2015	Alexander	D14/215
D771,585 S	11/2016	Espinosa et al.	



(56)

References Cited

OTHER PUBLICATIONS

Product Data Sheet, "LYON: Linear Array Loudspeaker," Meyer Sound Laboratories, Incorporated, 2014.

Product Data Sheet, "MM-10: Miniature Subwoofer," Meyer Sound Laboratories, Incorporated, 2014.

Preliminary Product Information Sheet, "750-LFC: Compact Low-Frequency Control Element," Meyer Sound Laboratories, Incorporated, 2017.

Preliminary Product Information Sheet, "LINA: Compact Linear Line Array Loudspeaker," Meyer Sound Laboratories, Incorporated, 2017.

Preliminary Product Information Sheet, "VLFC: Very Low-Frequency Control Element," Meyer Sound Laboratories, Incorporated, 2017.

* cited by examiner

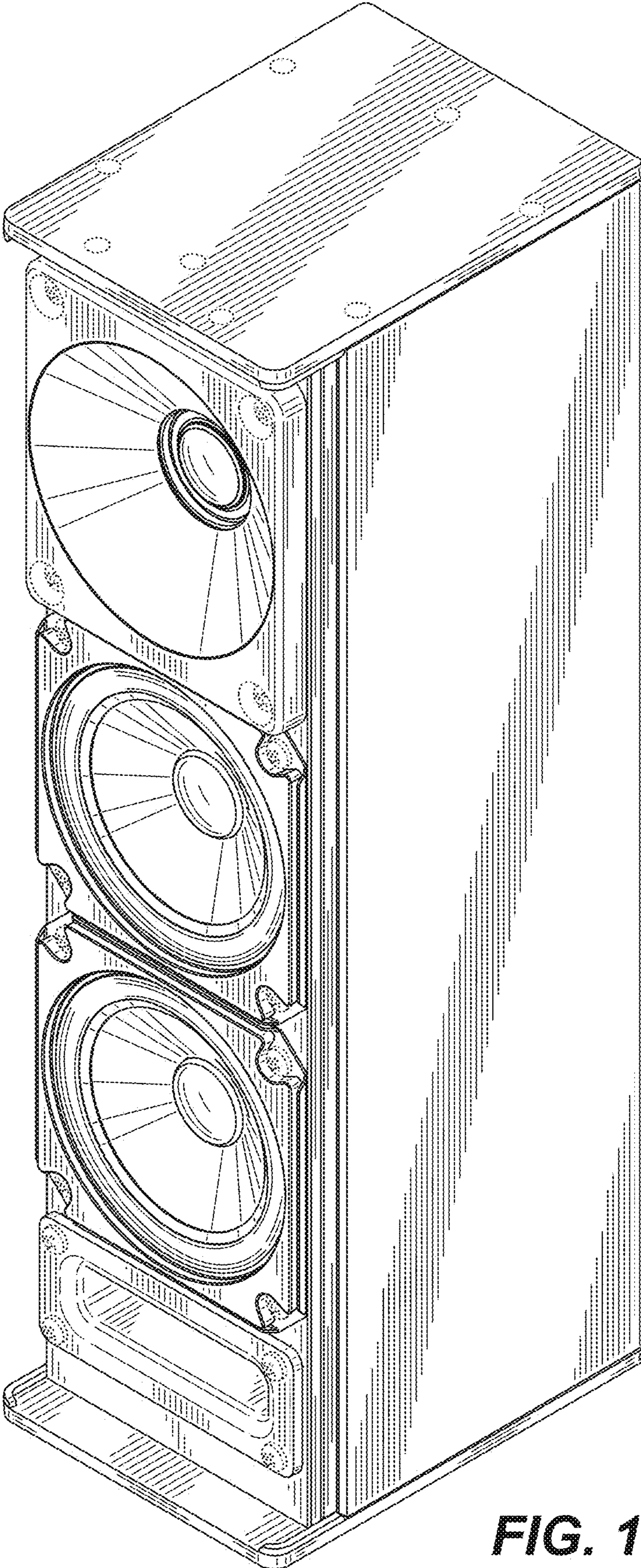


FIG. 1




FIG. 2

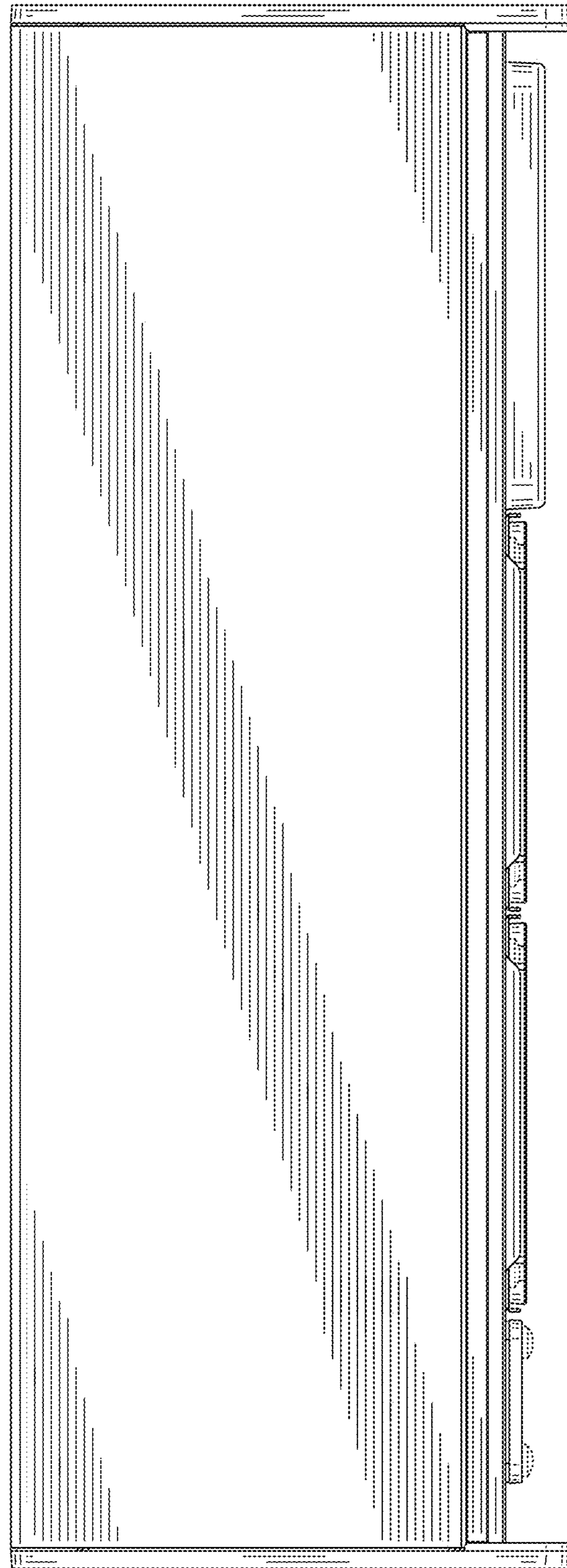


FIG. 3




FIG. 4

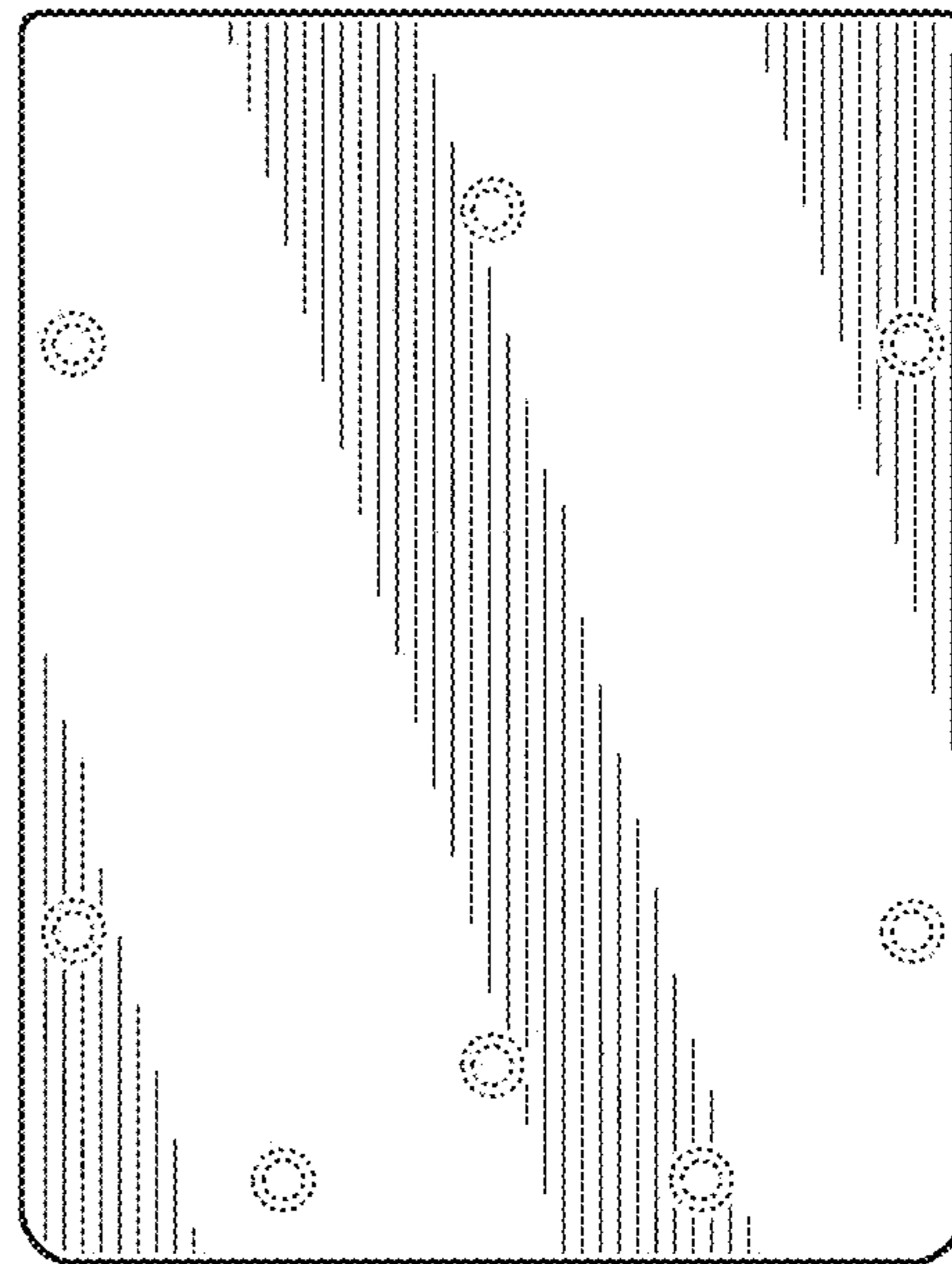


FIG. 5