



US00D886774S

(12) **United States Design Patent** (10) **Patent No.:** **US D886,774 S**
Chang et al. (45) **Date of Patent:** **** Jun. 9, 2020**

(54) **SPEAKER**
 (71) Applicant: **Quanta Computer Inc.**, Taoyuan (TW)
 (72) Inventors: **Jung-Wen Chang**, Taoyuan (TW);
Kao-Yu Hsu, Taoyuan (TW)
 (73) Assignee: **QUANTA COMPUTER INC.**,
 Guishan Dist., Taoyuan (TW)
 (**) Term: **15 Years**
 (21) Appl. No.: **29/635,640**

(22) Filed: **Feb. 1, 2018**
 (30) **Foreign Application Priority Data**

Dec. 27, 2017 (TW) 106307632
 (51) **LOC (12) Cl.** **14-01**
 (52) **U.S. Cl.**
 USPC **D14/204**

(58) **Field of Classification Search**
 USPC D14/167, 188, 204, 209.1, 210–215, 348,
 D14/352, 498–505; 181/143, 144, 148,
 181/153, 157, 198, 199; 369/6–12;
 381/300–303, 361–364, 366, 386–388
 CPC H04R 1/02; H04R 1/021; H04R 1/023;
 H04R 5/00; H04R 9/06; H04R 2420/07
 See application file for complete search history.

(56) **References Cited**
 U.S. PATENT DOCUMENTS
 D352,715 S * 11/1994 Tsing D14/212
 D484,491 S * 12/2003 Solland D14/216

D488,800 S * 4/2004 Wiener D14/207
 D608,349 S * 1/2010 Wang D14/216
 D625,295 S * 10/2010 Nogueira D14/218
 D691,587 S * 10/2013 Ferber D14/216
 D735,163 S * 7/2015 Valeur D14/216
 D758,347 S * 6/2016 Hinokio D14/215
 D769,223 S * 10/2016 Hinokio D14/215

* cited by examiner
Primary Examiner — Janice Patyk
 (74) *Attorney, Agent, or Firm* — McClure, Qualey &
 Rodack, LLP

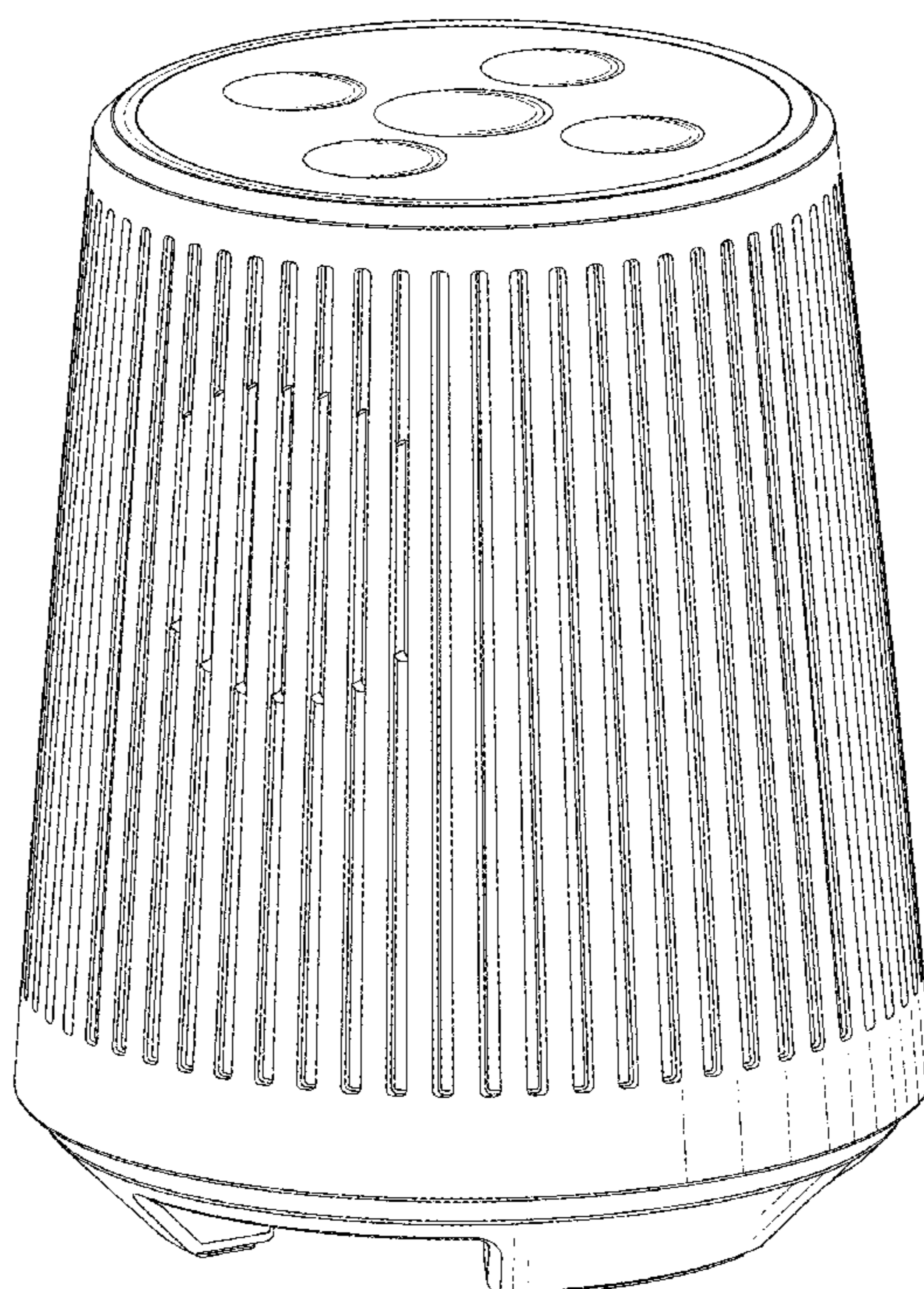
(57) **CLAIM**

The ornamental design for a speaker, as shown and described.

DESCRIPTION

FIG. 1 is a perspective view of a speaker, showing our new design;
 FIG. 2 is a front view thereof;
 FIG. 3 is a rear view thereof;
 FIG. 4 is a left side view thereof;
 FIG. 5 is a right side view thereof;
 FIG. 6 is a top plan view thereof; and,
 FIG. 7 is a bottom plan view thereof.
 The broken lines in the figures illustrate portions of the design that form no part of the claimed design.

1 Claim, 7 Drawing Sheets



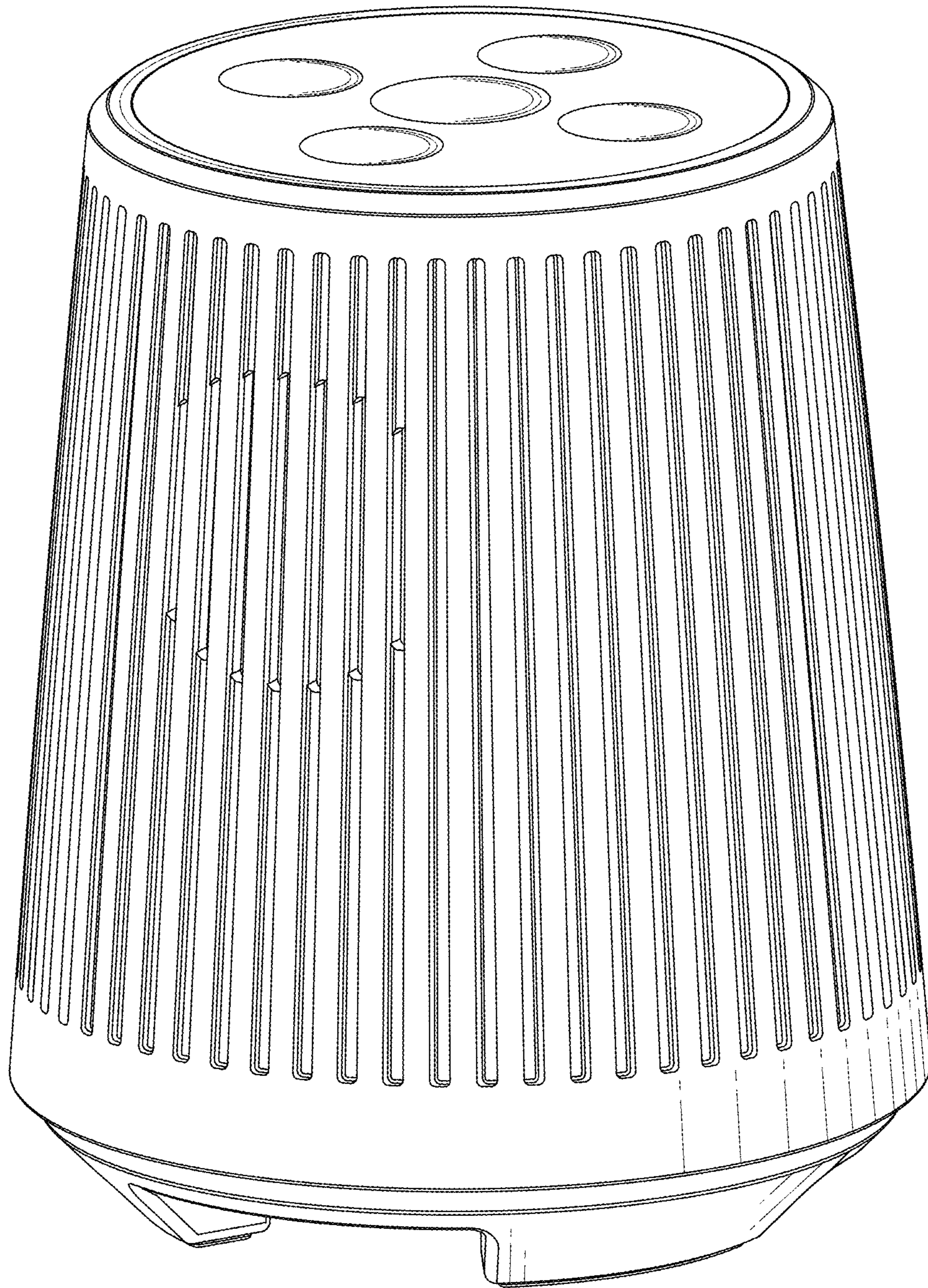


FIG. 1

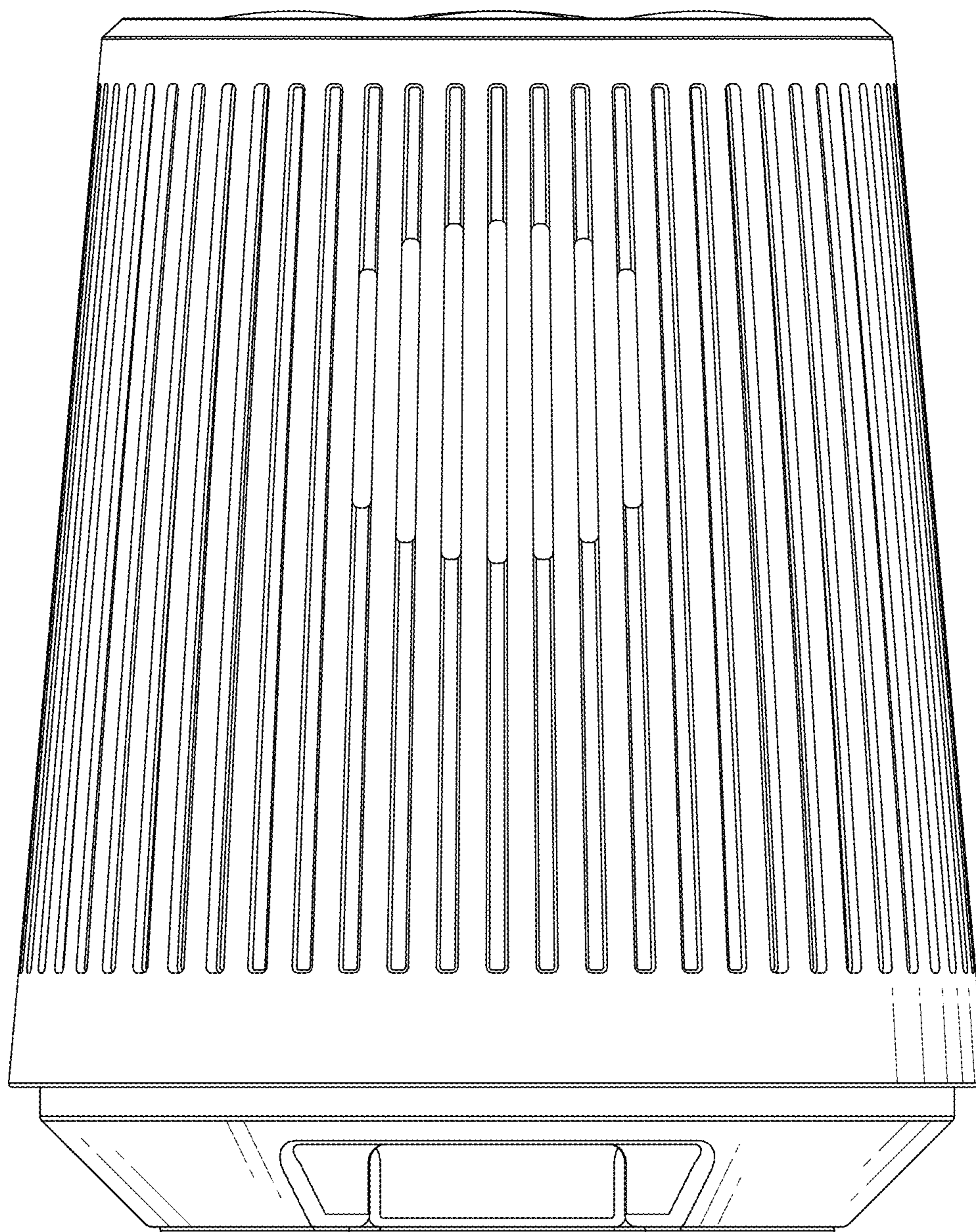


FIG. 2




FIG. 3




FIG. 4

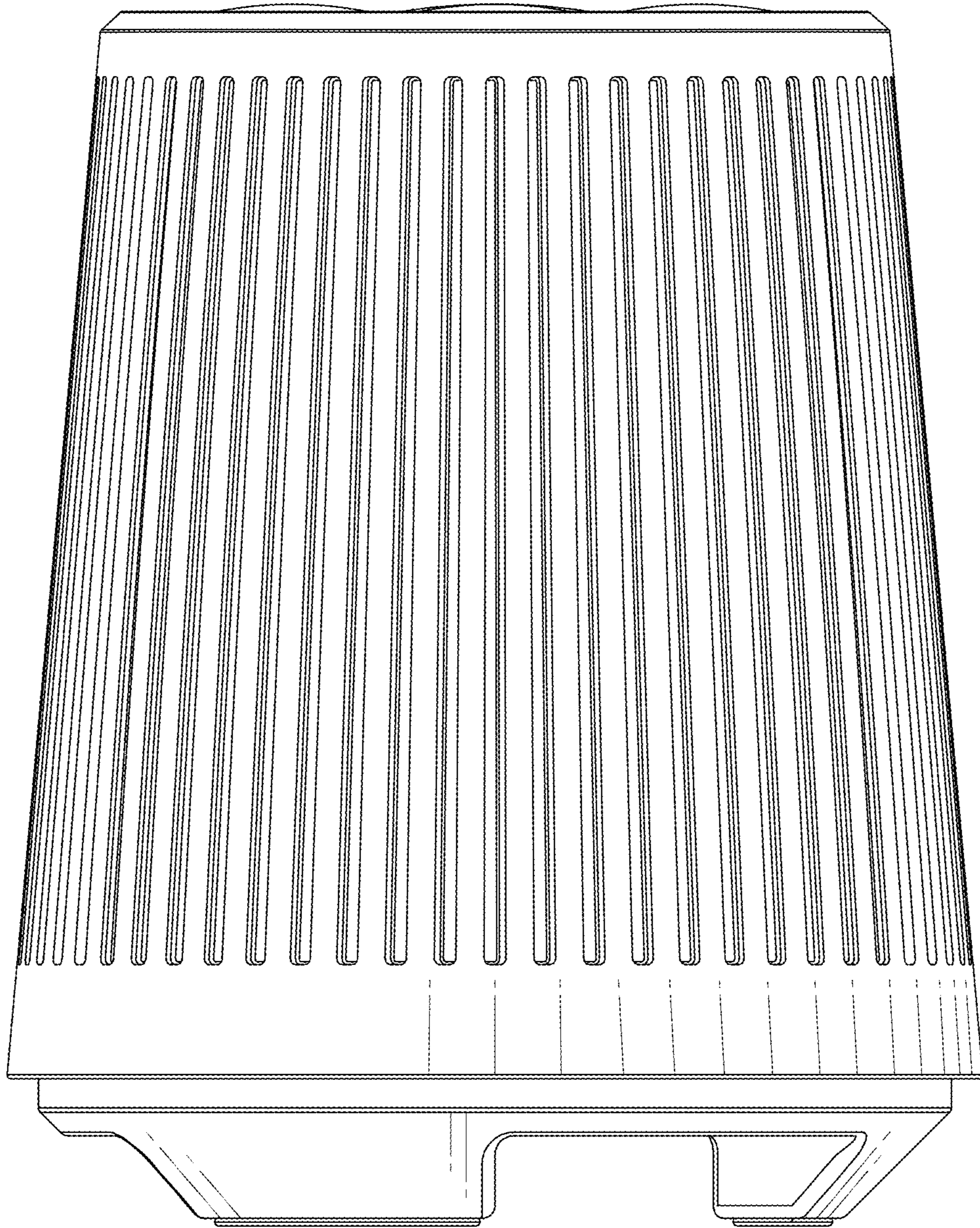


FIG. 5

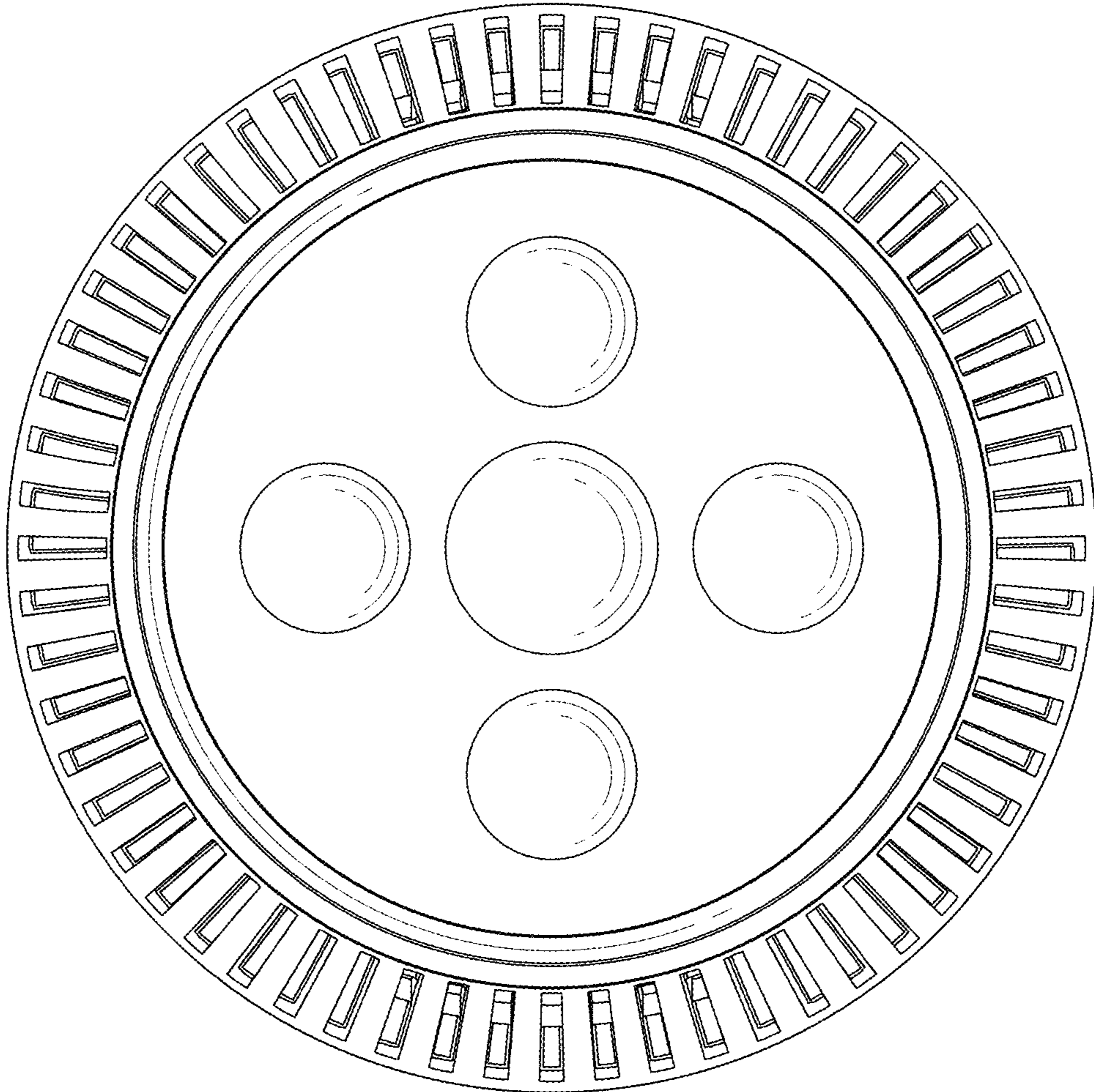


FIG. 6




FIG. 7