



US00D886772S

(12) **United States Design Patent**  
**Xiong et al.**

(10) **Patent No.:** **US D886,772 S**  
(45) **Date of Patent:** **\*\* Jun. 9, 2020**

(54) **SPEAKER**

D488,800 S \* 4/2004 Wiener ..... D14/207  
D608,349 S \* 1/2010 Wang ..... D14/216  
D625,295 S \* 10/2010 Nogueira ..... D14/218

(71) Applicant: **BAIDU ONLINE NETWORK TECHNOLOGY (BEIJING) CO., LTD.**, Beijing (CN)

(Continued)

*Primary Examiner* — Janice Patyk

(72) Inventors: **Tao Xiong**, Beijing (CN); **Zhe Wang**, Beijing (CN); **Xiaodong Li**, Beijing (CN); **Yuan Tian**, Beijing (CN); **Xingfei Ge**, Beijing (CN); **Kun Jing**, Beijing (CN); **Kaihua Zhu**, Beijing (CN)

(74) *Attorney, Agent, or Firm* — Hodgson Russ LLP

(57) **CLAIM**

The ornamental design for a speaker, as shown and described.

(73) Assignee: **BAIDU ONLINE NETWORK TECHNOLOGY (BEIJING) CO., LTD.**, Beijing (CN)

**DESCRIPTION**

(\*\*) Term: **15 Years**

FIG. 1 is a front elevation view of embodiment one, of a speaker, showing our new design;  
FIG. 2 is a rear elevation view thereof;  
FIG. 3 is a left side elevation view thereof;  
FIG. 4 is a right side elevation view thereof;  
FIG. 5 is a top plan view thereof;  
FIG. 6 is a top perspective view thereof;  
FIG. 7 is a bottom perspective view thereof;  
FIG. 8 is a front elevation view of embodiment two, of a speaker, showing our new design;  
FIG. 9 is a rear elevation view thereof;  
FIG. 10 is a left side elevation view thereof;  
FIG. 11 is a right side elevation view thereof;  
FIG. 12 is a top plan view thereof;  
FIG. 13 is a top perspective view thereof;  
FIG. 14 is a bottom perspective view thereof;  
FIG. 15 is a front elevation view of embodiment three, of a speaker, showing our new design;  
FIG. 16 is a rear elevation view thereof;  
FIG. 17 is a left side elevation view thereof;  
FIG. 18 is a right side elevation view thereof;  
FIG. 19 is a top plan view thereof;  
FIG. 20 is a top perspective view thereof; and,  
FIG. 21 is a bottom perspective view thereof.  
The words “DUER OS” forming part of the claimed design is a registered trademark of Baidu Online Network Technology Co.

(21) Appl. No.: **29/631,802**

(22) Filed: **Jan. 3, 2018**

(30) **Foreign Application Priority Data**

Jul. 4, 2017 (CN) ..... 2017 3 0289069

(51) **LOC (12) Cl.** ..... **14-01**

(52) **U.S. Cl.**  
USPC ..... **D14/204**


(58) **Field of Classification Search**  
USPC .... D14/167, 188, 204, 209.1, 210–215, 348, D14/352, 498–505; 181/143, 144, 148, 181/153, 157, 198, 199; 369/6–12; 381/300–303, 361–364, 366, 386–388  
CPC ..... H04R 1/02; H04R 1/021; H04R 1/023; H04R 5/00; H04R 9/06; H04R 2420/07  
See application file for complete search history.

(56) **References Cited**

**U.S. PATENT DOCUMENTS**

D352,715 S \* 11/1994 Tsing ..... D14/212  
D484,491 S \* 12/2003 Solland ..... D14/216

**1 Claim, 21 Drawing Sheets**



(56)

**References Cited**

U.S. PATENT DOCUMENTS

D691,587 S	*	10/2013	Ferber .....	D14/216
D735,163 S	*	7/2015	Valeur .....	D14/216
D758,347 S	*	6/2016	Hinokio .....	D14/215
D769,223 S	*	10/2016	Hinokio .....	D14/215

\* cited by examiner



FIG. 1



FIG. 2



FIG. 3




FIG. 4



FIG. 5



FIG. 6





FIG. 7



FIG. 8




FIG. 9



FIG. 10




FIG. 11



FIG. 12



FIG. 13



FIG. 14






FIG. 15



FIG. 16



FIG. 17



FIG. 18



FIG. 19



FIG. 20




FIG. 21