



US00D886756S

(12) **United States Design Patent**
Li et al.

(10) **Patent No.:** **US D886,756 S**
(45) **Date of Patent:** **** Jun. 9, 2020**

- (54) **MOBILE PHONE**
- (71) Applicant: **Lenovo (Beijing) Co., Ltd.**, Beijing (CN)
- (72) Inventors: **Jiao Li**, Beijing (CN); **Jingjia Li**, Beijing (CN); **Jinshan Liu**, Beijing (CN)
- (73) Assignee: **Lenovo (Beijing) Co., Ltd.**, Beijing (CN)
- (**) Term: **15 Years**
- (21) Appl. No.: **29/670,660**
- (22) Filed: **Nov. 19, 2018**
- (30) **Foreign Application Priority Data**

May 21, 2018 (CN) 2018 3 0236744

- (51) **LOC (12) Cl.** **14-03**
- (52) **U.S. Cl.**
USPC **D14/138 G**
- (58) **Field of Classification Search**
USPC D14/138 G, 138 AD, 248, 138 R,
D14/138 AA, 138 AB, 138 AC, 138 C,
D14/371, 374, 247
CPC H04M 1/02; H04M 1/0279; H04M 1/0202;
H04M 1/0283; H04M 1/0268
See application file for complete search history.

(56) **References Cited**
U.S. PATENT DOCUMENTS

- D612,355 S * 3/2010 Luo D14/138 AC
- D720,321 S * 12/2014 Fu D14/138 G
- D744,447 S * 12/2015 Ryu D14/138 G

- D786,214 S * 5/2017 Kwon D14/138 G
- D794,595 S * 8/2017 Lee D14/138 G
- D819,591 S * 6/2018 Kwon D14/138 G
- D828,819 S * 9/2018 Li D14/138 G
- D829,188 S * 9/2018 Xu D14/138 G
- D834,552 S * 11/2018 Ryu D14/138 G
- D841,634 S * 2/2019 Ryu D14/248
- D847,776 S * 5/2019 Ryu D14/138 G
- D849,708 S * 5/2019 Park D14/138 G
- D850,402 S * 6/2019 Cho D14/138 G
- D855,043 S * 7/2019 Ryu D14/248
- D857,643 S * 8/2019 Choi D14/138 G
- D863,245 S * 10/2019 Yuan D14/138 G
- D867,317 S * 11/2019 Ha D14/138 G
- D867,350 S * 11/2019 Park D14/248
- D869,419 S * 12/2019 Cho D14/138 G
- D871,360 S * 12/2019 Seo D14/138 G
- D872,041 S * 1/2020 Seo D14/138 G
- 2017/0289324 A1 * 10/2017 Yeo G06F 1/1637
- 2018/0196475 A1 * 7/2018 Bao G06F 1/1637

* cited by examiner

Primary Examiner — Bridget L Eland
(74) *Attorney, Agent, or Firm* — Oppedahl Patent Law Firm LLC

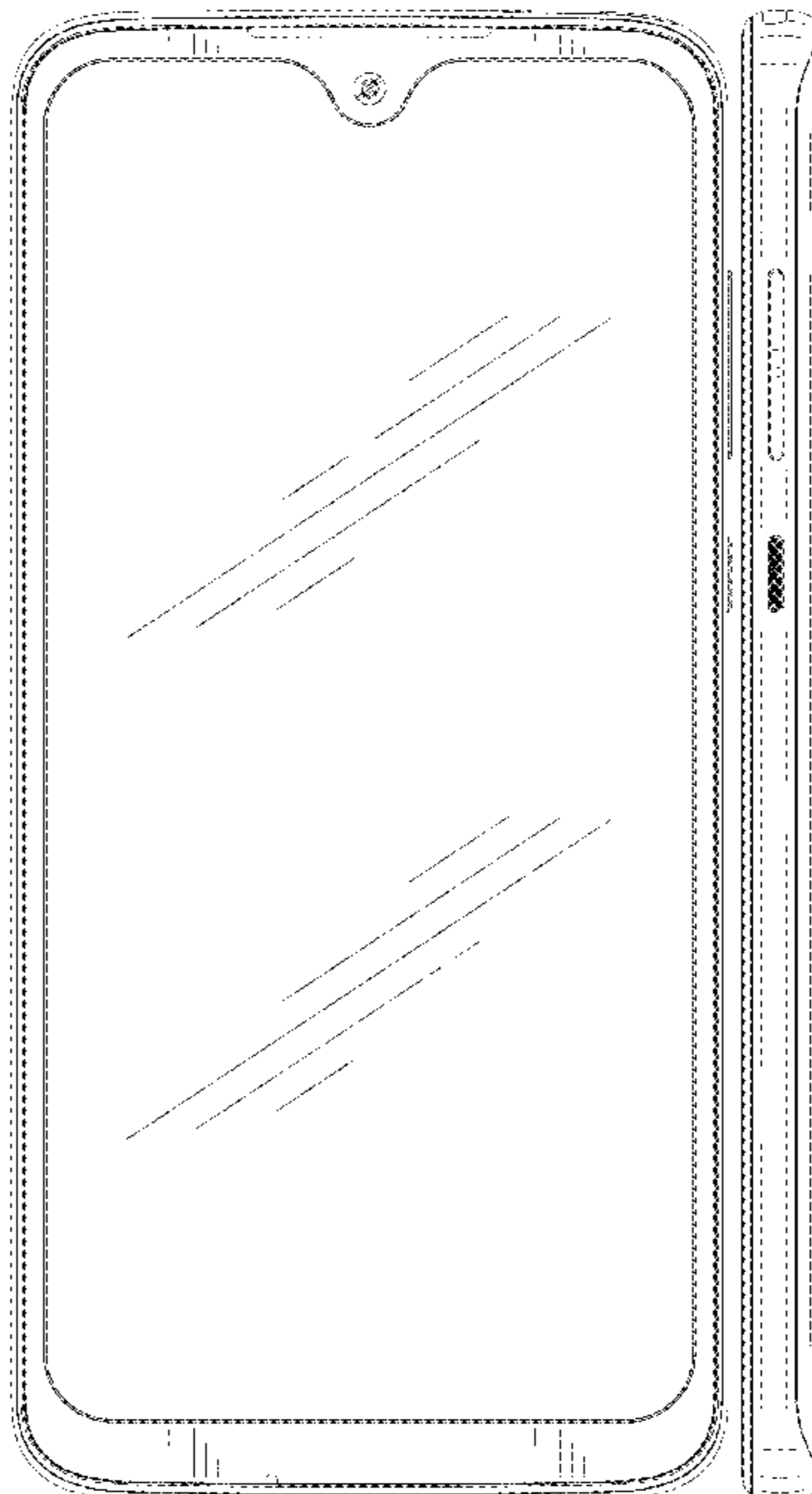
(57) **CLAIM**

The ornamental design for a mobile phone, as shown and described.

DESCRIPTION

FIG. 1 is a front view of a mobile phone showing our new design;
FIG. 2 is a back view thereof;
FIG. 3 is a left side view thereof;
FIG. 4 is a right side view thereof;
FIG. 5 is a top view thereof; and,
FIG. 6 is a bottom view thereof.

1 Claim, 6 Drawing Sheets






FIG. 1




FIG. 2




FIG. 3




FIG. 4

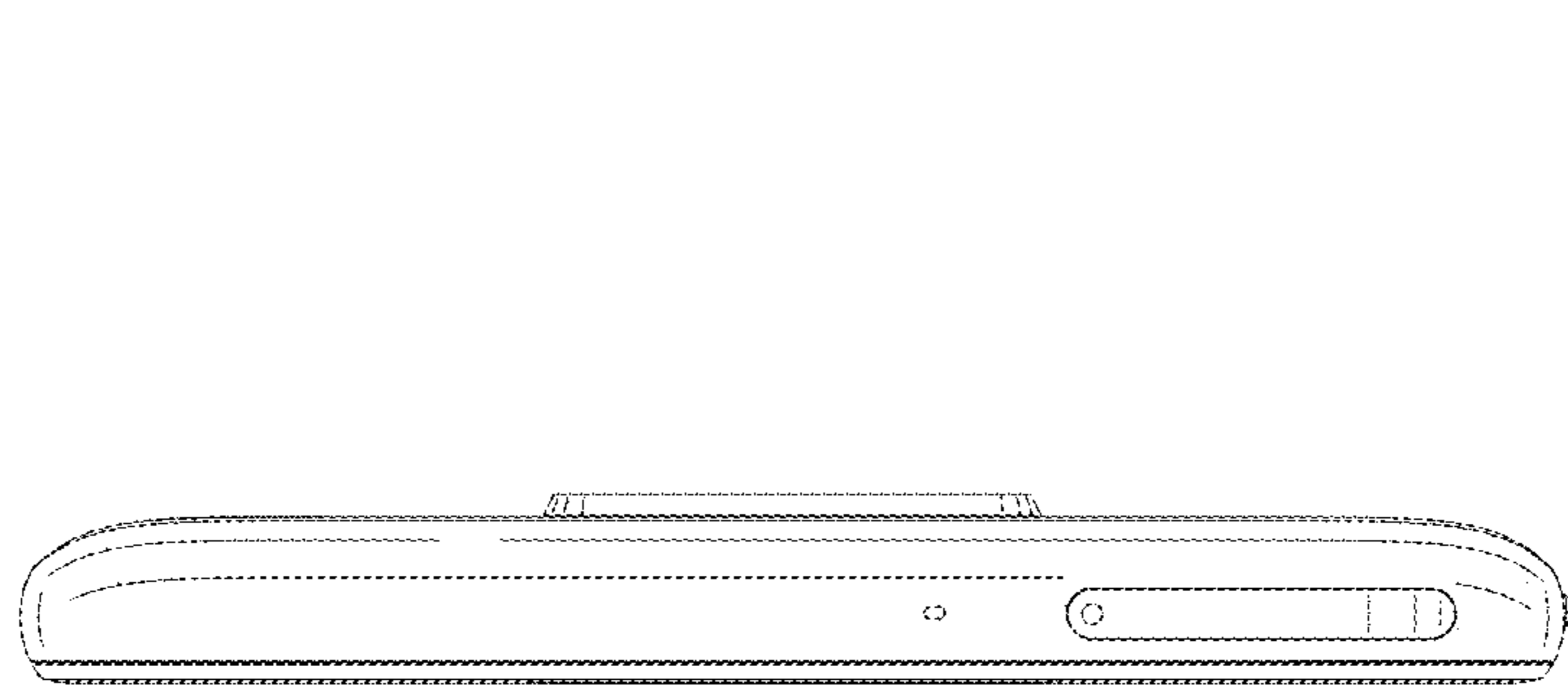


FIG. 5

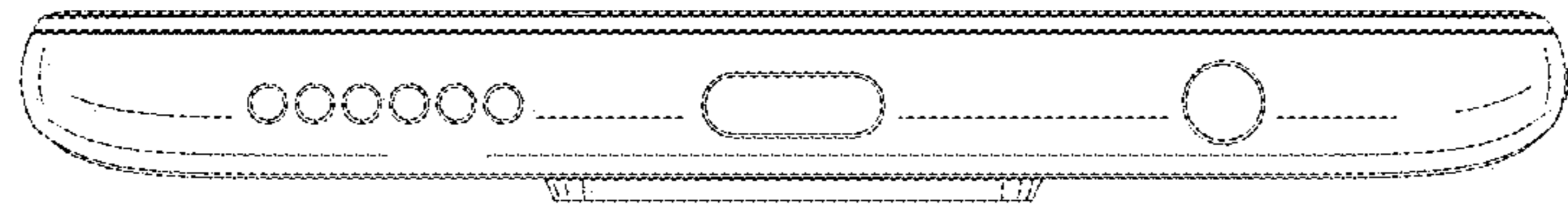


FIG. 6