



US00D886743S

(12) **United States Design Patent**
Weber

(10) **Patent No.:** **US D886,743 S**
(45) **Date of Patent:** **** Jun. 9, 2020**

- (54) **ELECTRIC PLUG RECEPTACLE**
- (71) Applicant: **Schurter Holding AG**, Lucerne (CH)
- (72) Inventor: **Peter Michael Weber**, Lucerne (CH)
- (73) Assignee: **SCHURTER HOLDING AG**, Lucerne (CH)
- (**) Term: **15 Years**
- (21) Appl. No.: **29/666,615**
- (22) Filed: **Oct. 15, 2018**

D677,223 S	3/2013	Cho	
D682,214 S	5/2013	Miller	
D695,214 S	12/2013	Roberts	
D695,693 S	12/2013	Lee	
D700,579 S	3/2014	Mobbs	
D700,892 S	3/2014	Segnit	
D710,307 S	8/2014	Ward	
D720,092 S	* 12/2014	Trice D26/26
D733,054 S	6/2015	Ward	
D751,038 S	3/2016	Lin	
D769,819 S	10/2016	Banayan	
D776,056 S	1/2017	Block	
D783,542 S	* 4/2017	Marsden H01R 13/447 D13/156
D801,935 S	11/2017	Herr	
D806,915 S	1/2018	Burke	
D808,339 S	1/2018	Page	
D821,180 S	* 6/2018	Exley D8/353
D833,394 S	* 11/2018	Gorin D13/139.1

Related U.S. Application Data

- (62) Division of application No. 35/502,515, filed on Feb. 7, 2017 (U.S. filing date under 35 U.S.C. 384), and having an international filing date of Feb. 7, 2017.
- (51) **LOC (12) Cl.** **13-03**
- (52) **U.S. Cl.**
USPC **D13/139.1**
- (58) **Field of Classification Search**
USPC ... D13/139.1–139.8, 137.1–137.4, 156, 177, D13/162, 147; D26/26, 85; D8/353
CPC H01R 13/447; H01R 31/06; H02G 3/14
See application file for complete search history.

Primary Examiner — Rhea Shields
(74) *Attorney, Agent, or Firm* — Pearne & Gordon LLP

(57) **CLAIM**

The ornamental design for an electric plug receptacle, as shown and described.

DESCRIPTION

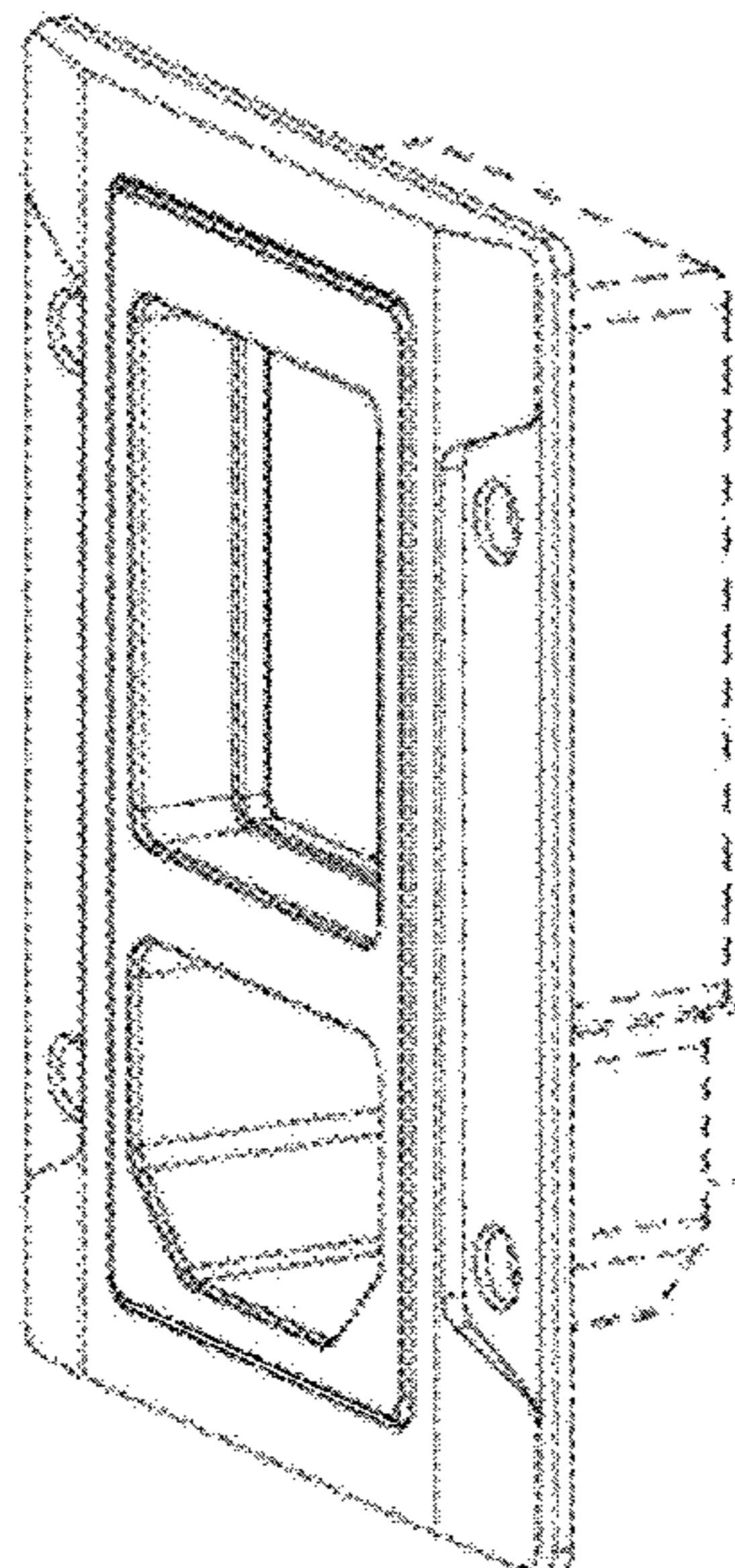
FIG. 1 is a front view of an electric plug receptacle according to my new design;
FIG. 2 is a right side view thereof;
FIG. 3 is a left side view thereof;
FIG. 4 is a top view thereof;
FIG. 5 is a bottom view thereof;
FIG. 6 is a first perspective view thereof; and,
FIG. 7 is a second perspective view thereof.
In the drawings, the broken lines are for the purposes of illustrating environment only and form no part of the claimed design.

(56) **References Cited**

U.S. PATENT DOCUMENTS

5,973,948 A	10/1999	Hahn	
D503,679 S	4/2005	Andre	
7,247,793 B2 *	7/2007	Hinkson H01R 31/06 174/66
D627,916 S	* 11/2010	Butteris D26/85
D638,688 S	* 5/2011	Sheremeta D13/177
D641,481 S	* 7/2011	Fisher D13/162
D645,404 S	* 9/2011	Chuang D13/139.1
D663,695 S	* 7/2012	Zhang D13/147
8,294,028 B2 *	10/2012	Huang H02G 3/14 174/66

1 Claim, 7 Drawing Sheets



(56)

References Cited

U.S. PATENT DOCUMENTS

D838,250 S * 1/2019 Smith D13/156
D847,763 S * 5/2019 Hirayama D13/156

* cited by examiner

FIG. 1

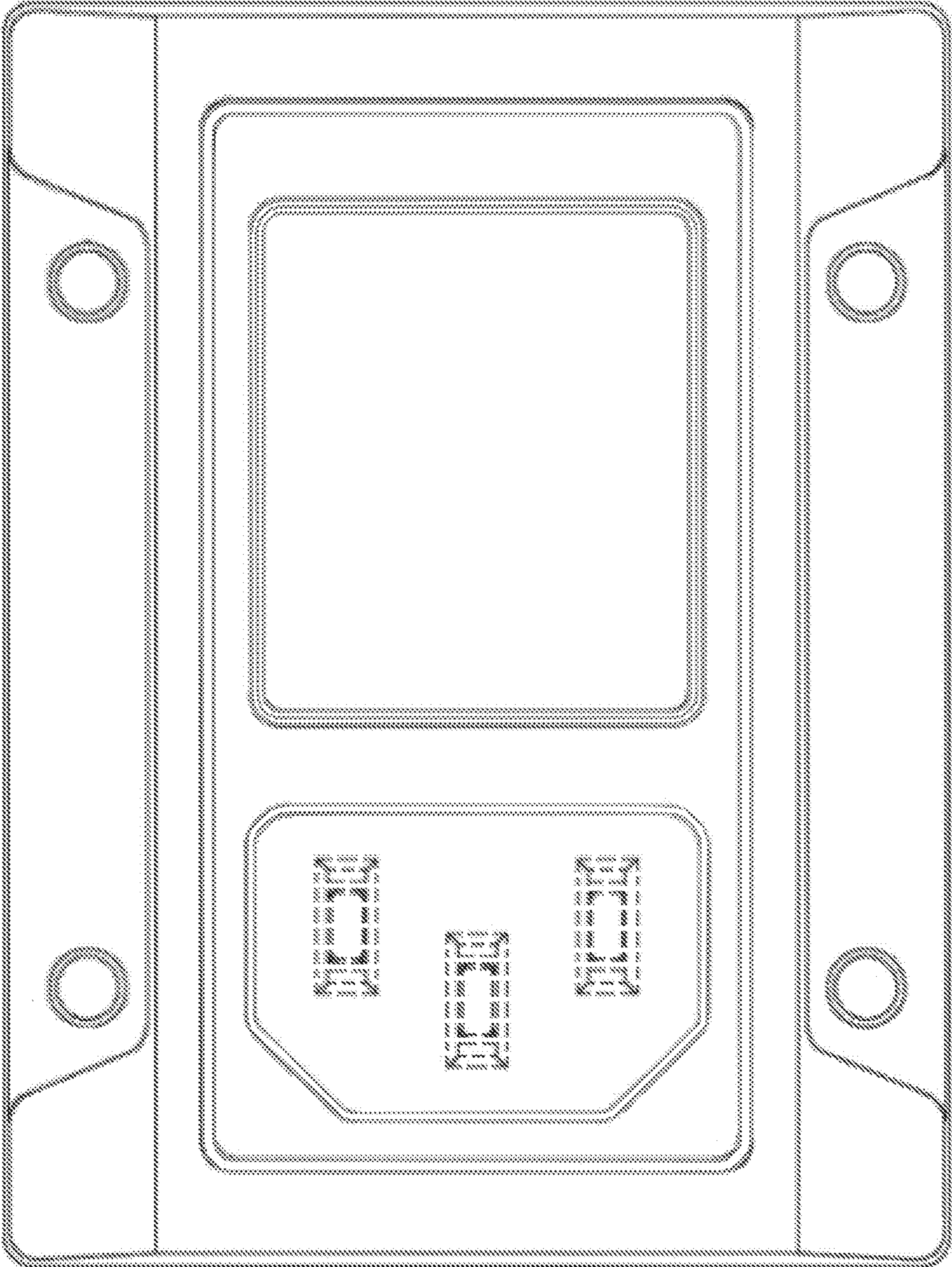


FIG. 2

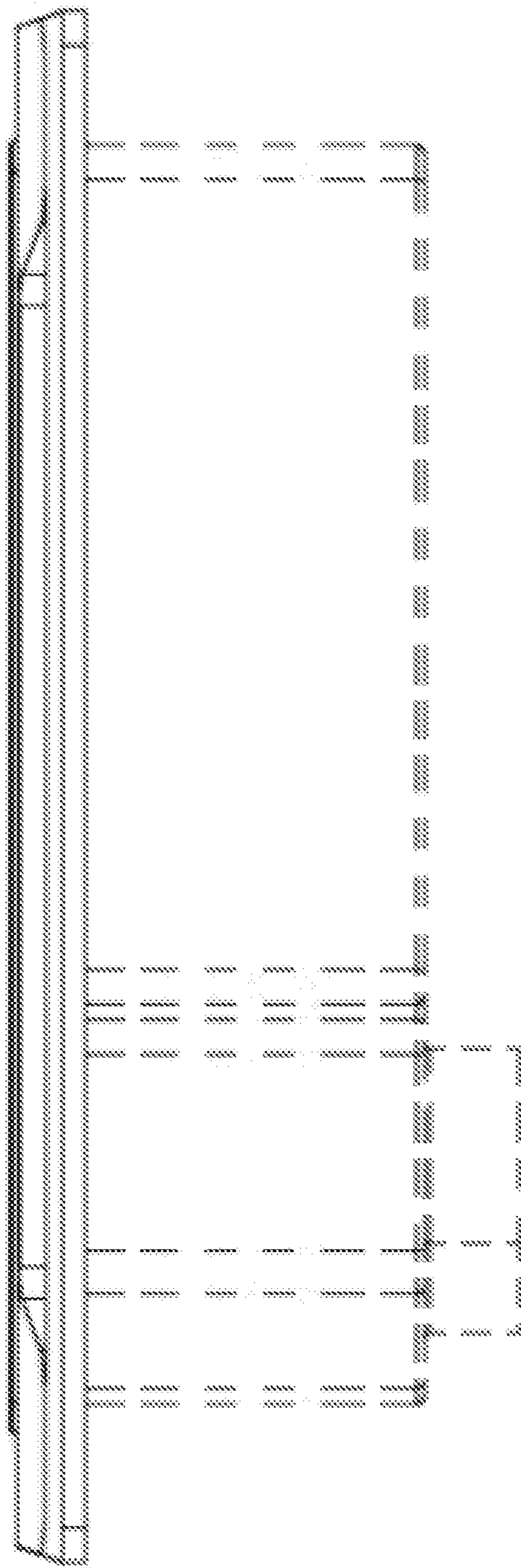


FIG. 3




FIG. 4

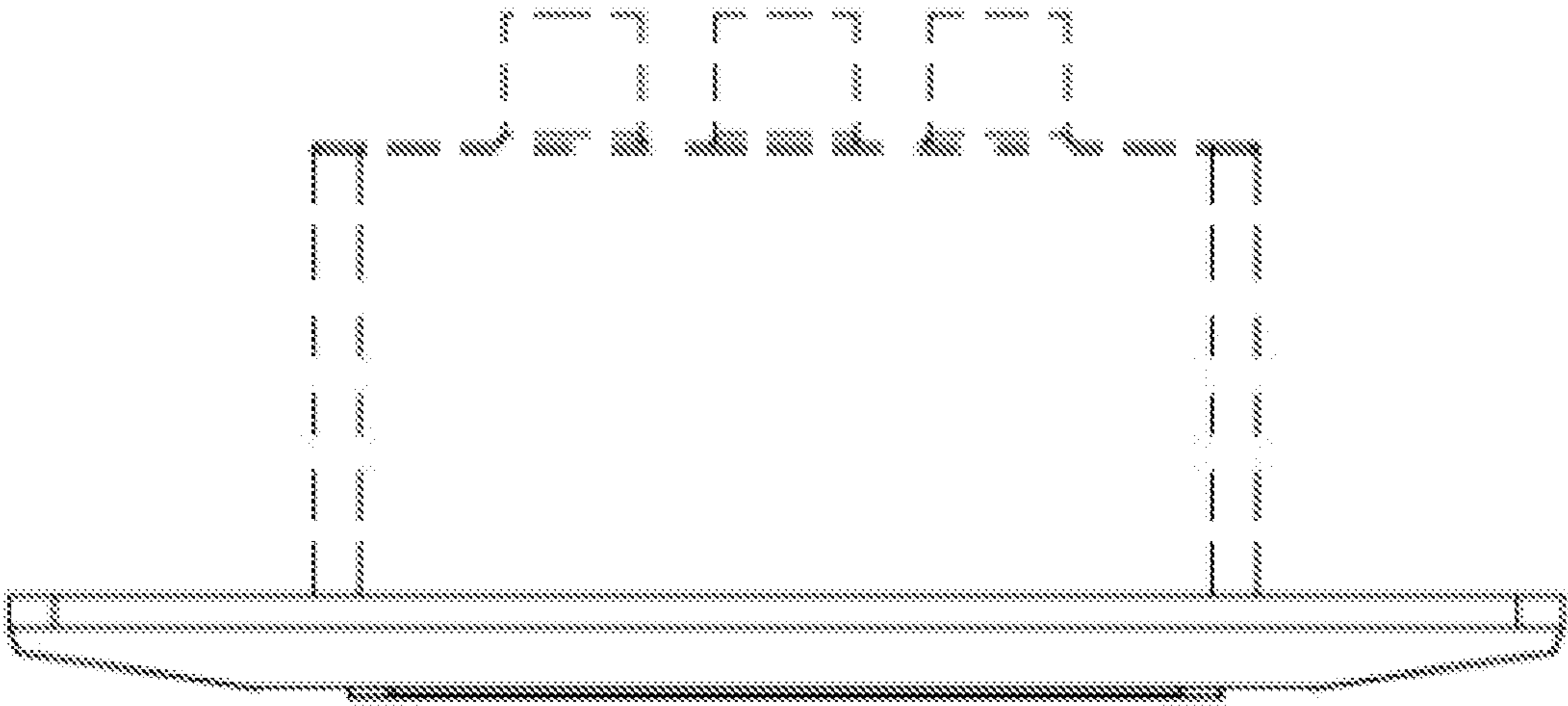


FIG. 5



FIG. 6




FIG. 7

