



US00D886734S

(12) **United States Design Patent** (10) **Patent No.:** **US D886,734 S**
Andersson et al. (45) **Date of Patent:** **** Jun. 9, 2020**

(54) **CHARGER FOR A SHAVER**

(71) Applicant: **KONINKLIJKE PHILIPS N.V.**,
Eindhoven (NL)

(72) Inventors: **Jens Peter Kophmann Andersson**,
Eindhoven (NL); **Seth Peter Malkin**
Frankel, Eindhoven (NL)

(73) Assignee: **KONINKLIJKE PHILIPS N.V.**,
Eindhoven (NL)

(**) Term: **15 Years**

(21) Appl. No.: **29/661,288**

(22) Filed: **Aug. 27, 2018**

(30) **Foreign Application Priority Data**

Feb. 27, 2018 (EM) 004727840-0001

(51) **LOC (12) Cl.** **13-02**

(52) **U.S. Cl.**
USPC **D13/108**

(58) **Field of Classification Search**
USPC D13/107-110, 118-119, 184; D14/251,
D14/253, 432, 434
CPC Y02E 60/12; Y02T 90/14; Y02T 90/122;
Y02T 90/128; Y02T 90/163; H02J 7/025;
H02J 7/0042; H02J 7/0044; H02J 7/0045;
H02J 7/0003; H01F 38/14; H01M 2/1022;
H01M 2/1055; H01M 10/44; H01M
10/46; H01M 10/425; B60L 11/182
See application file for complete search history.

(56) **References Cited**

U.S. PATENT DOCUMENTS

D599,736 S * 9/2009 Ferber D13/108
D623,133 S * 9/2010 Nomi D13/108

D636,724 S * 4/2011 Nomi D13/108
D637,951 S * 5/2011 Perez D13/108
D656,097 S * 3/2012 Nomi D13/108
D656,459 S * 3/2012 Crawley D13/108
D672,715 S * 12/2012 Brunner D13/110
D692,375 S * 10/2013 Mamane D13/108
D705,160 S * 5/2014 Ormesher D13/108
D719,505 S * 12/2014 Kim D13/108
D719,506 S * 12/2014 Jung D13/108
D722,962 S * 2/2015 Kim D13/108
D723,459 S * 3/2015 Dang D13/108
D725,035 S * 3/2015 Jung D13/110
D727,259 S * 4/2015 Hwang D13/108
D729,163 S * 5/2015 Meyer D13/107
D754,599 S * 4/2016 Yang D13/108
D765,597 S * 9/2016 Kim D13/108
D782,976 S * 4/2017 Zhang D13/108
D782,977 S * 4/2017 Zhang D13/108
D784,258 S * 4/2017 Vienna D13/108

(Continued)

Primary Examiner — Rosemary K Tarcza

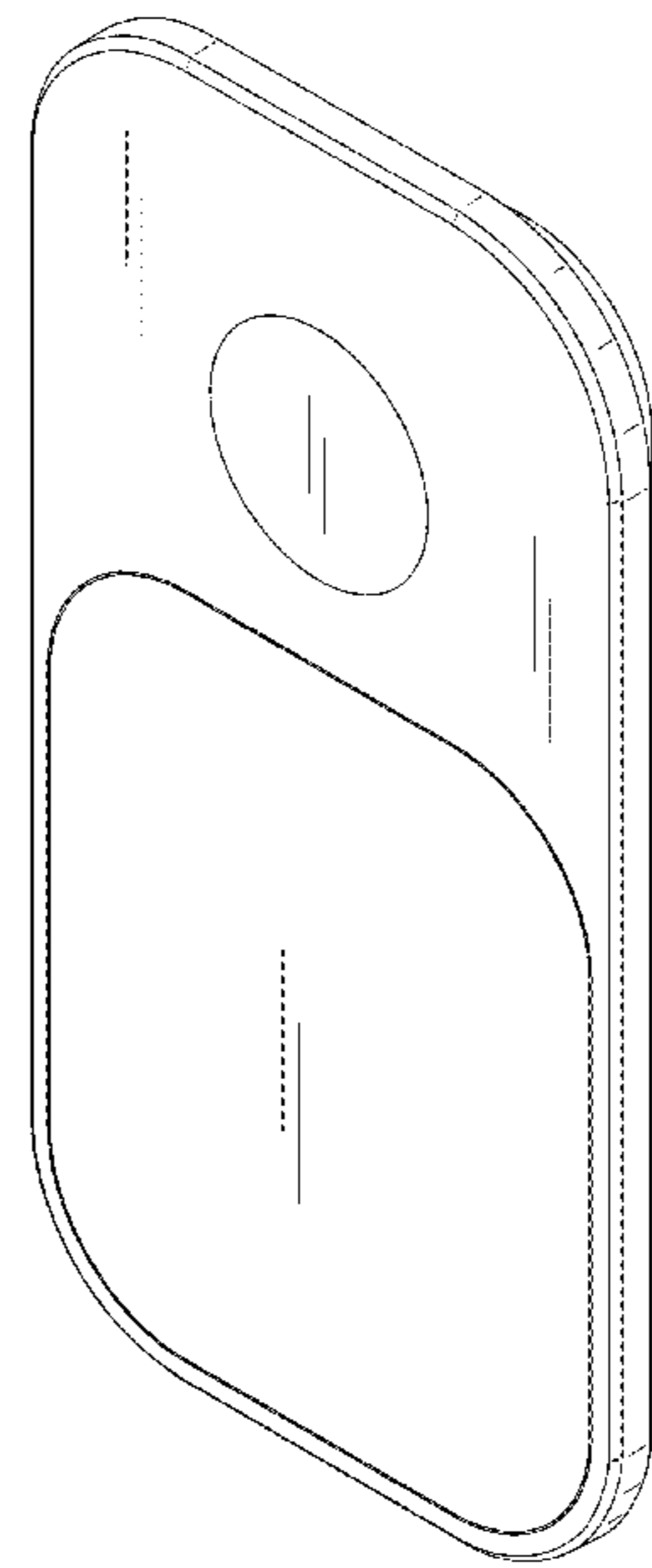
(57) **CLAIM**

The ornamental design for a charger for a shaver, as shown and described.

DESCRIPTION

FIG. 1 is a perspective view of a charger for a shaver;
FIG. 2 is a front view of the charger for a shaver of FIG. 1;
FIG. 3 is a rear view of the charger for a shaver of FIG. 1;
FIG. 4 is a first side view of the charger for a shaver of FIG. 1;
FIG. 5 is a second side view of the charger for a shaver of FIG. 1;
FIG. 6 is a top view of the charger for a shaver of FIG. 1;
and,
FIG. 7 is a bottom view of the charger for a shaver of FIG. 1.
The broken lines illustrate portions of the charger for a shaver that form no part of the claimed design.

1 Claim, 6 Drawing Sheets



(56)

References Cited

U.S. PATENT DOCUMENTS

D786,791	S	*	5/2017	Jeong	D13/108
D786,877	S	*	5/2017	Christie, II	D14/253
D788,700	S	*	6/2017	Yang	D13/108
D793,958	S	*	8/2017	Rautiainen	D13/108
D812,556	S	*	3/2018	Xu	D13/103
D815,593	S	*	4/2018	Alves	D13/108
D816,029	S	*	4/2018	Dai	D13/108
D817,270	S	*	5/2018	Kim	D13/108
D818,434	S	*	5/2018	Doiron	D13/108
D844,006	S	*	3/2019	Molnar	D14/434
D845,897	S	*	4/2019	Kim	D13/108
D847,741	S	*	5/2019	Hu	D13/108
D850,371	S	*	6/2019	Yun	D13/108
D852,738	S	*	7/2019	Backett	D13/108
2015/0188357	A1	*	7/2015	Chen	H01F 27/02 320/108

* cited by examiner

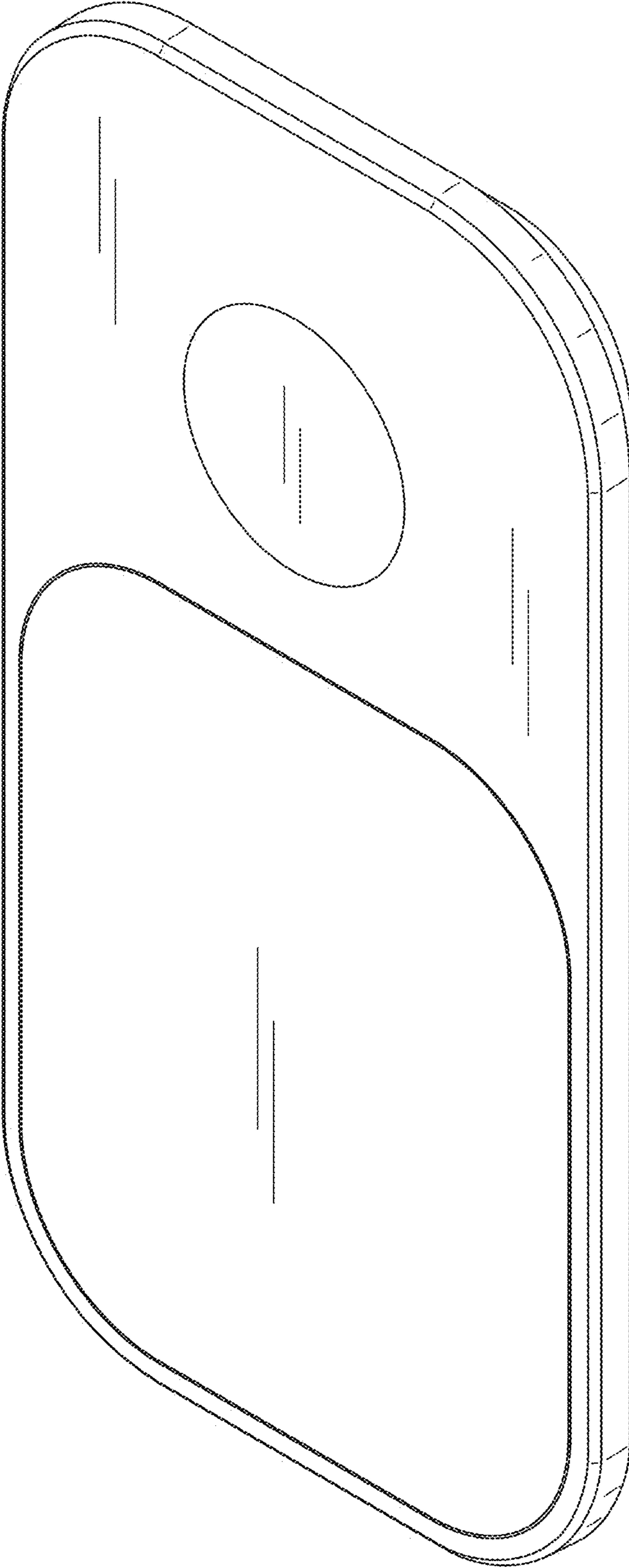


FIG. 1

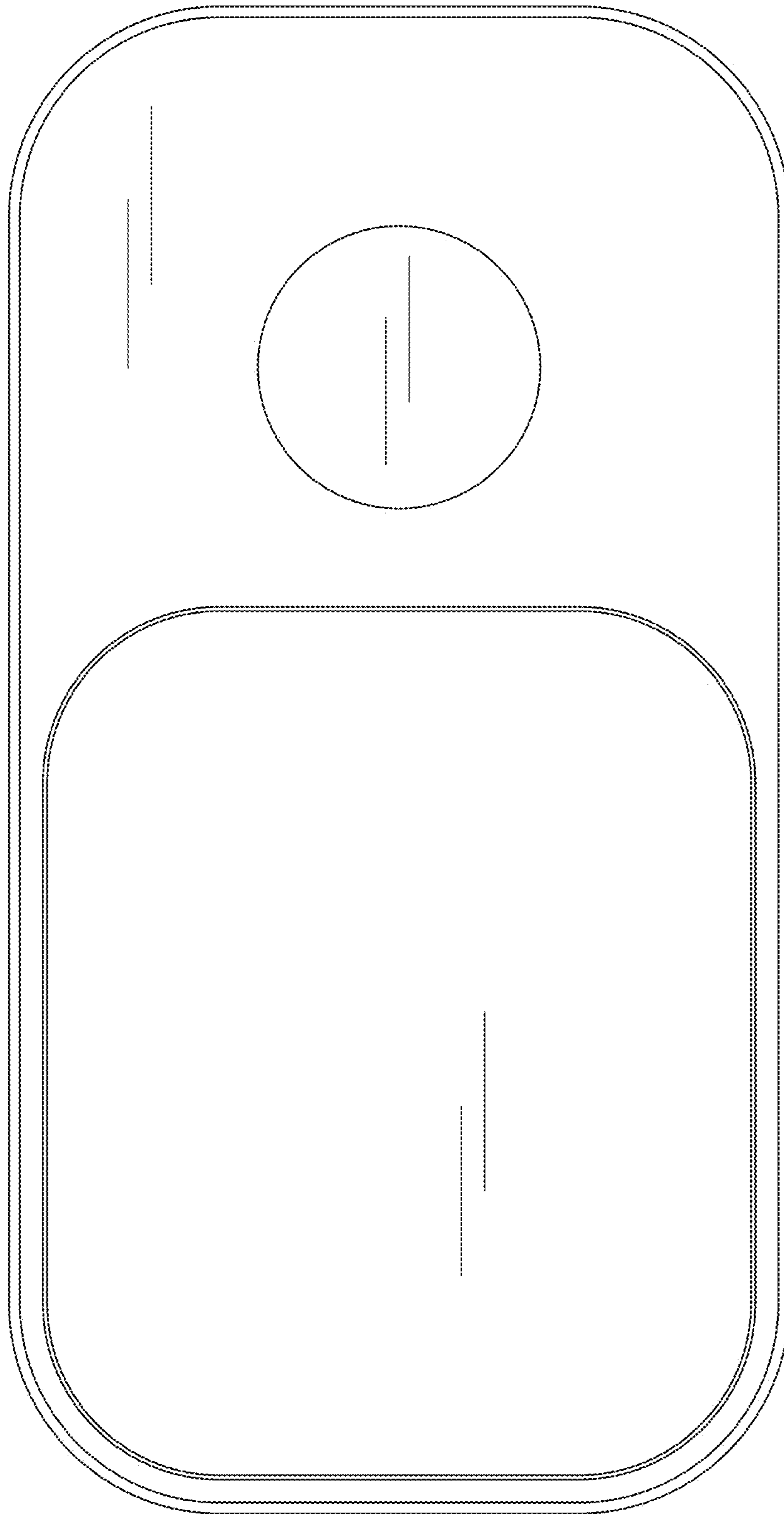


FIG. 2




FIG. 3




FIG. 4




FIG. 5

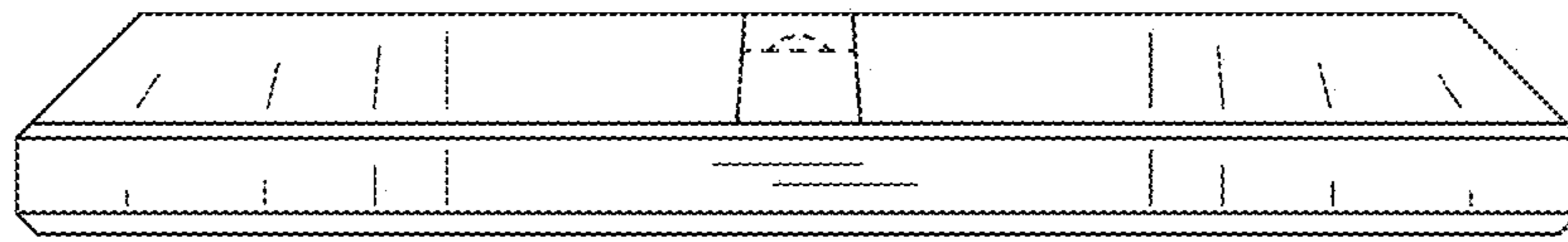


FIG. 6

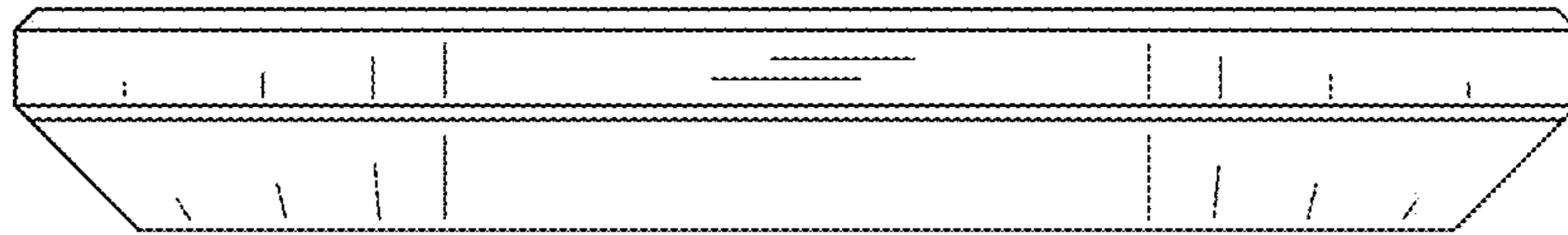


FIG. 7