



US00D886729S

(12) **United States Design Patent** (10) **Patent No.:** **US D886,729 S**  
**Schoeppner et al.** (45) **Date of Patent:** **\*\* Jun. 9, 2020**

- (54) **TIRE SIDEWALL**
- (71) Applicant: **The Goodyear Tire & Rubber Company, Akron, OH (US)**
- (72) Inventors: **Nicholas Thomas Schoeppner, Canton, OH (US); Jason David Rismiller, Medina, OH (US)**
- (73) Assignee: **The Goodyear Tire & Rubber Company, Akron, OH (US)**
- (\*\*) Term: **15 Years**
- (21) Appl. No.: **29/669,003**
- (22) Filed: **Nov. 5, 2018**
- (51) **LOC (12) Cl.** ..... **12-15**
- (52) **U.S. Cl.**  
USPC ..... **D12/605**
- (58) **Field of Classification Search**  
USPC ..... D12/604, 605  
CPC ..... B60C 13/00; B60C 1/00  
See application file for complete search history.

- D552,535 S 10/2007 Smith ..... D12/605
  - D552,536 S 10/2007 Shondel ..... D12/605
  - D552,537 S 10/2007 Franks et al. .... D12/605
- (Continued)

**OTHER PUBLICATIONS**

U.S. Appl. No. 29/610,558, filed Jul. 13, 2017, Goodyear.  
(Continued)

*Primary Examiner* — Michelle E. Wilson  
*Assistant Examiner* — Clese Moore, Jr.  
(74) *Attorney, Agent, or Firm* — Robert N. Lipsik

(57) **CLAIM**

The ornamental Design for a tire sidewall, as shown and described.

**DESCRIPTION**

FIG. 1 is a perspective view of a tire sidewall showing our new design;  
 FIG. 2 is a front elevational view thereof;  
 FIG. 3 is an enlarged fragmentary perspective view thereof;  
 FIG. 4 is an enlarged fragmentary front elevational view thereof;  
 FIG. 5 is a perspective view of a second embodiment of a tire sidewall showing the opposite side of the tire sidewall of FIG. 1 with the tire of FIG. 1 rotated about a vertical axis 180 degrees;  
 FIG. 6 is a front elevational view of the second embodiment thereof;  
 FIG. 7 is an enlarged fragmentary perspective view of the second embodiment thereof; and,  
 FIG. 8 is an enlarged fragmentary front elevational view of the second embodiment thereof.

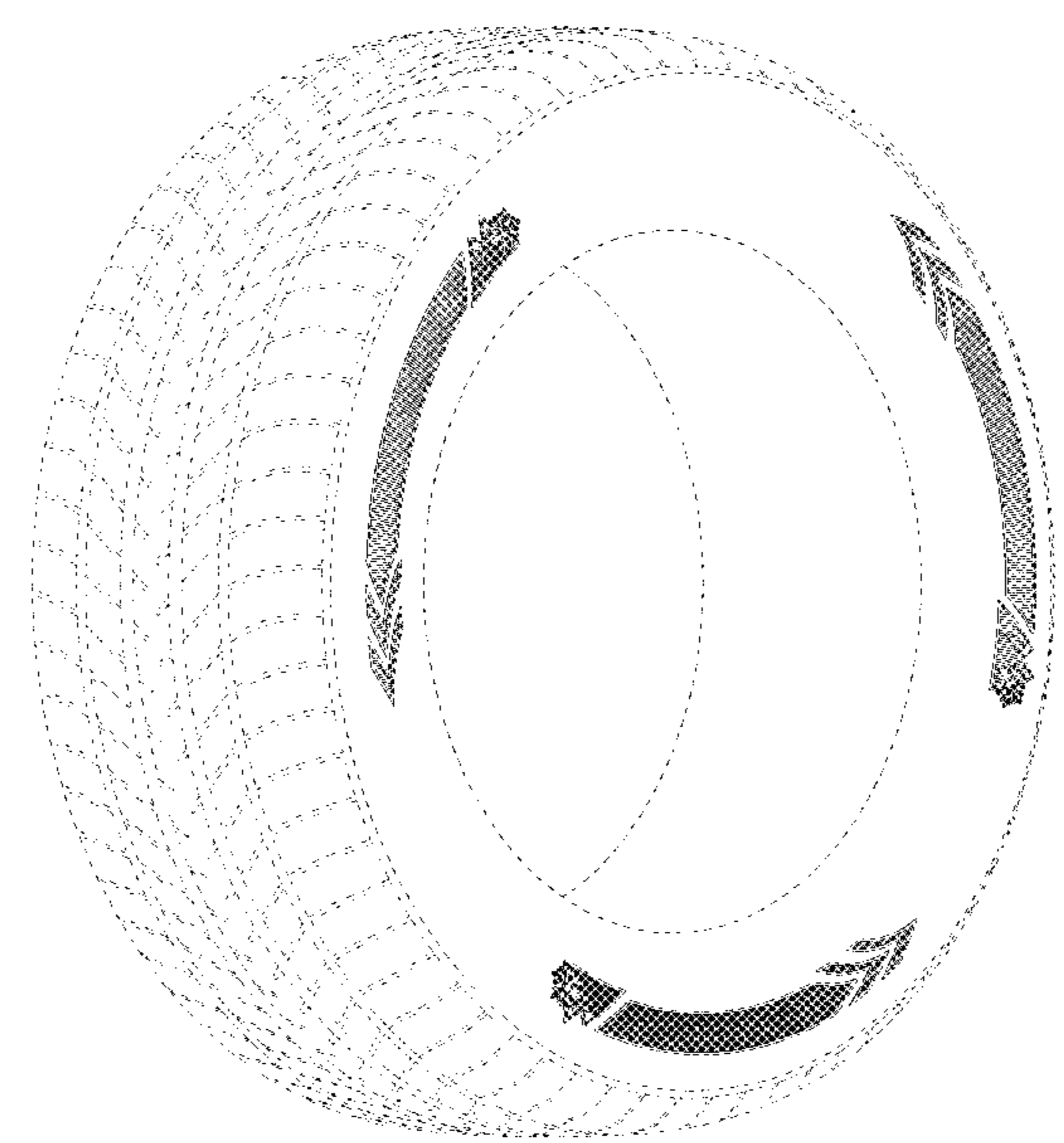
In the drawings, the broken lines showing of the tire tread, inner bead and the peripheral boundary between the tire tread and the sidewall in FIGS. 1 through 4 and 7 through 10 depict environmental subject matter and form no part of the claimed design.

(56) **References Cited**

**U.S. PATENT DOCUMENTS**

- D450,034 S \* 11/2001 Kajikawa ..... D12/605
- D452,203 S \* 12/2001 Kajikawa ..... D12/605
- D492,648 S 7/2004 Maxwell et al. .... D12/605
- D503,146 S 3/2005 Maxwell et al. .... D12/605
- D517,003 S 3/2006 Shondel ..... D12/605
- D540,250 S 4/2007 Shondel ..... D12/605
- D540,740 S 4/2007 Maxwell et al. .... D12/605
- D543,496 S 5/2007 Shondel et al. .... D12/605
- D543,497 S 5/2007 Maxwell et al. .... D12/605
- D543,499 S \* 5/2007 Shondel ..... D12/605
- D543,932 S 6/2007 Shondel ..... D12/605
- D547,261 S 7/2007 Shondel et al. .... D12/605
- D549,168 S 8/2007 Shonodel et al. .... D12/605
- D550,150 S 9/2007 Shondel ..... D12/605

**1 Claim, 8 Drawing Sheets**



(56)

References Cited

U.S. PATENT DOCUMENTS

D553,076 S 10/2007 Miyasaka ..... D12/605  
 D557,202 S 12/2007 Shondel ..... D12/605  
 D558,138 S 12/2007 Shondel ..... D12/605  
 D563,310 S 3/2008 Shondel ..... D12/605  
 D567,169 S 4/2008 Maxwell et al. .... D12/605  
 D569,792 S 5/2008 Holden et al. .... D12/605  
 D570,768 S \* 6/2008 Takahashi ..... D12/605  
 D571,287 S 6/2008 Dixon ..... D12/605  
 D574,320 S 8/2008 Dixon ..... D12/605  
 D581,352 S 11/2008 Harvey ..... D12/605  
 D581,353 S 11/2008 Harvey ..... D12/605  
 D581,354 S 11/2008 Harvey ..... D12/605  
 D583,313 S 12/2008 Harvey ..... D12/605  
 D584,682 S \* 1/2009 Tanaka ..... D12/605  
 D585,016 S 1/2009 Weimer et al. .... D12/605  
 D585,017 S 1/2009 Shondel ..... D12/605  
 D588,529 S 3/2009 Reese et al. .... D12/605  
 D588,532 S 3/2009 Shondel ..... D12/605  
 D592,591 S \* 5/2009 Kuwano ..... D12/605  
 D593,939 S \* 6/2009 Maxwell ..... D12/605  
 D605,583 S 12/2009 Scheifele ..... D12/605  
 D606,933 S 12/2009 Palma et al. .... D12/605  
 D608,275 S 1/2010 Maxwell ..... D12/605  
 D610,978 S 3/2010 Harvey et al. .... D12/605  
 D610,980 S 3/2010 Shondel ..... D12/605  
 D610,981 S 3/2010 Shondel ..... D12/605  
 D614,123 S 4/2010 Harvey ..... D12/605  
 D628,959 S 12/2010 Harvey ..... D12/605  
 D640,187 S 6/2011 Fontaine et al. .... D12/605  
 D640,188 S \* 6/2011 Strader ..... D12/605  
 D647,473 S \* 10/2011 Kujime ..... D12/605  
 D647,474 S \* 10/2011 Takahashi ..... D12/605  
 D650,323 S \* 12/2011 Morito ..... D12/605  
 D655,671 S \* 3/2012 Yasunaga ..... D12/605

D656,089 S 3/2012 Miyazaki ..... D12/605  
 D656,090 S 3/2012 Sato ..... D12/605  
 D662,465 S \* 6/2012 Takano ..... D12/605  
 D662,466 S \* 6/2012 Takano ..... D12/605  
 D667,369 S 9/2012 Fontaine et al. .... D12/605  
 D671,066 S \* 11/2012 Morito ..... D12/605  
 D678,832 S 3/2013 Fontaine et al. .... D12/605  
 D683,695 S 6/2013 Takeshima ..... D12/605  
 D684,111 S 6/2013 Vandaele ..... D12/605  
 D699,665 S 2/2014 Maxwell et al. .... D12/605  
 D711,816 S \* 8/2014 Iwabuchi ..... D12/605  
 D732,468 S 6/2015 Schoeppner et al. .... D12/605  
 D735,652 S \* 8/2015 Rittweger ..... D12/605  
 D735,653 S \* 8/2015 Rittweger ..... D12/605  
 D773,987 S \* 12/2016 Ishikawa ..... D12/605  
 D777,657 S 1/2017 Noel et al. .... D12/605  
 D782,406 S \* 3/2017 Takahashi ..... D12/605  
 D782,407 S \* 3/2017 Nagase ..... D12/605  
 D790,450 S \* 6/2017 Sato ..... D12/605  
 D791,068 S \* 7/2017 Ishikawa ..... D12/605  
 D791,694 S \* 7/2017 Sato ..... D12/605  
 D792,340 S \* 7/2017 Iwabuchi ..... D12/605  
 D798,805 S 10/2017 Schultz et al. .... D12/605  
 D806,643 S \* 1/2018 Yasunaga ..... D12/605  
 D814,395 S \* 4/2018 Sano ..... D12/605  
 D817,860 S 5/2018 Maxwell et al. .... D12/605  
 D822,590 S 7/2018 Maxwell et al. .... D12/605  
 D823,785 S 7/2018 Noel et al. .... D12/605  
 D829,162 S \* 9/2018 Sano ..... D12/605

OTHER PUBLICATIONS

U.S. Appl. No. 29/610,560, filed Jul. 13, 2017, Goodyear.  
 U.S. Appl. No. 29/633,091, filed Jan. 12, 2018, Goodyear.  
 U.S. Appl. No. 29/665,287, filed Oct. 2, 2018, Goodyear.  
 U.S. Appl. No. 29/665,291, filed Oct. 2, 2018, Goodyear.

\* cited by examiner

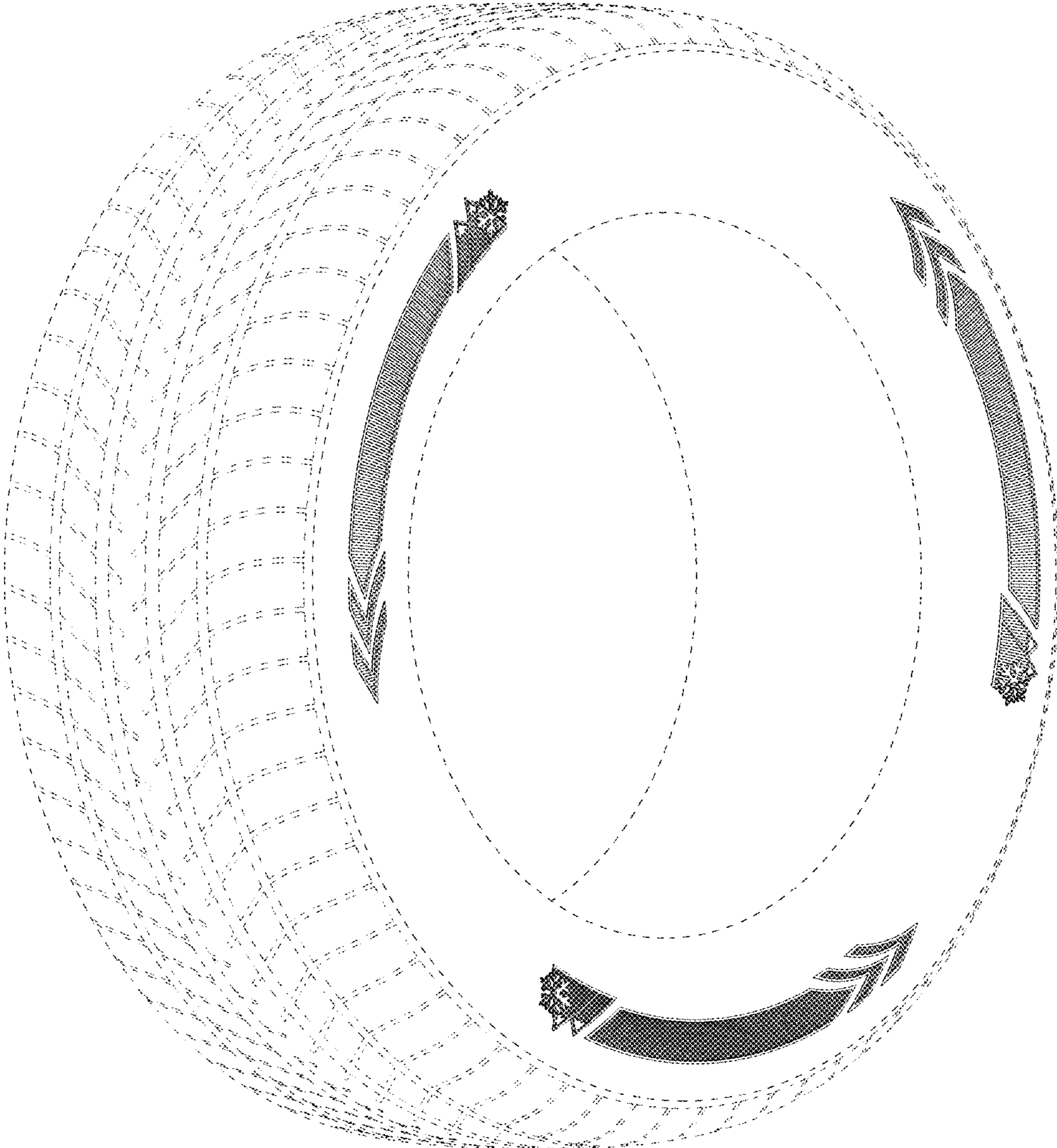


FIG - 1

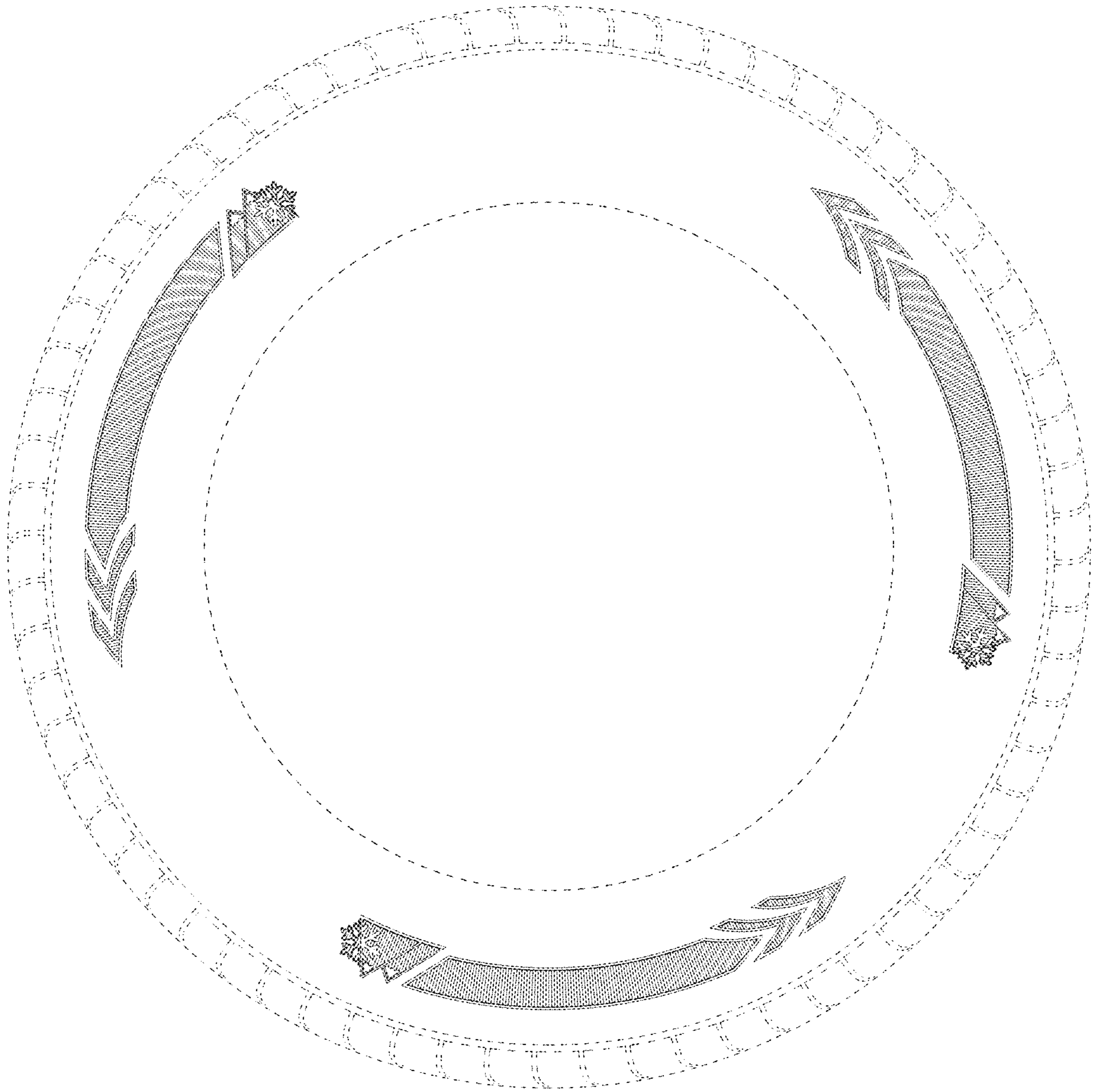


FIG - 2




FIG - 3

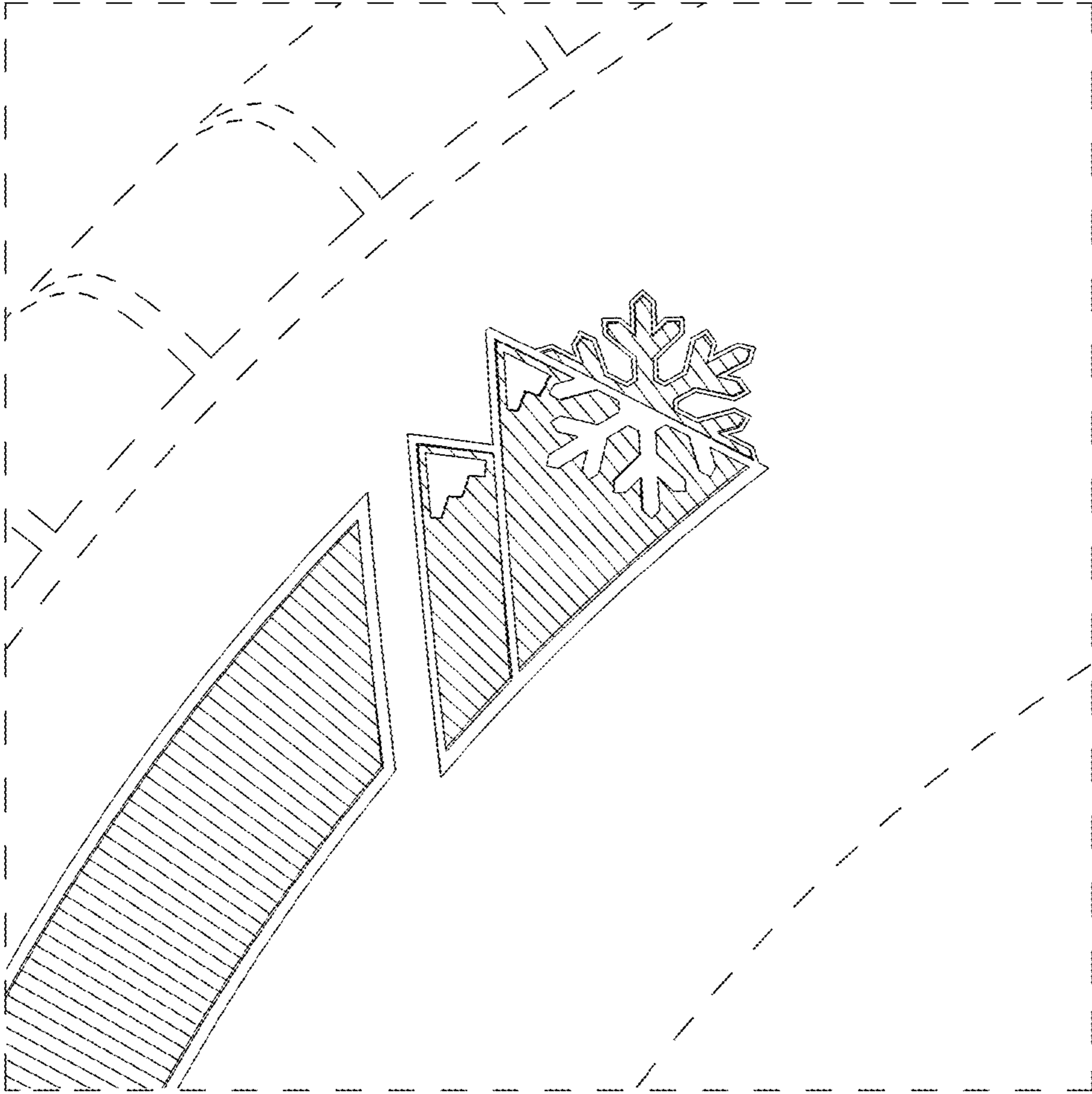


FIG - 4

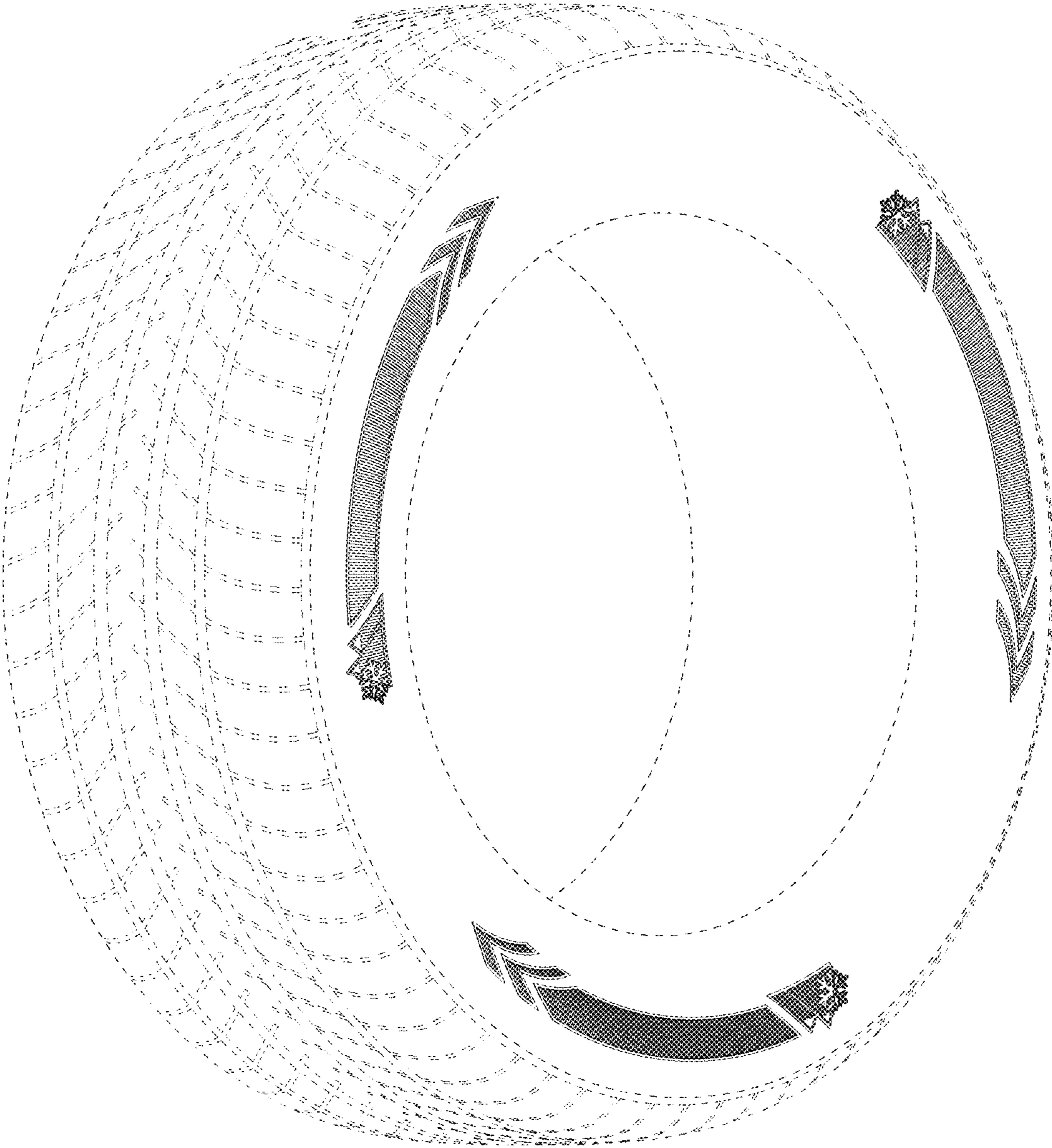


FIG - 5

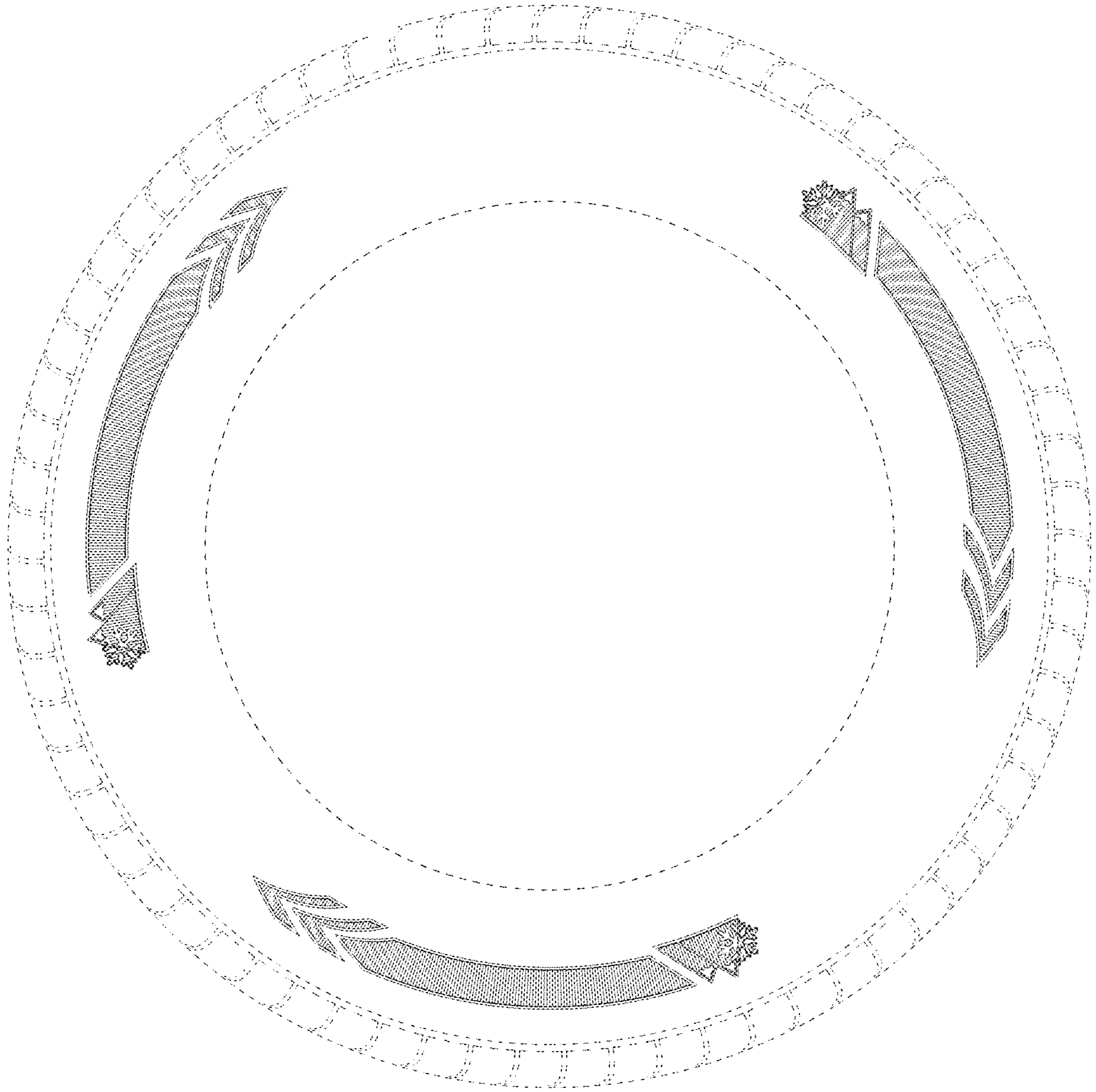


FIG - 6






FIG - 7

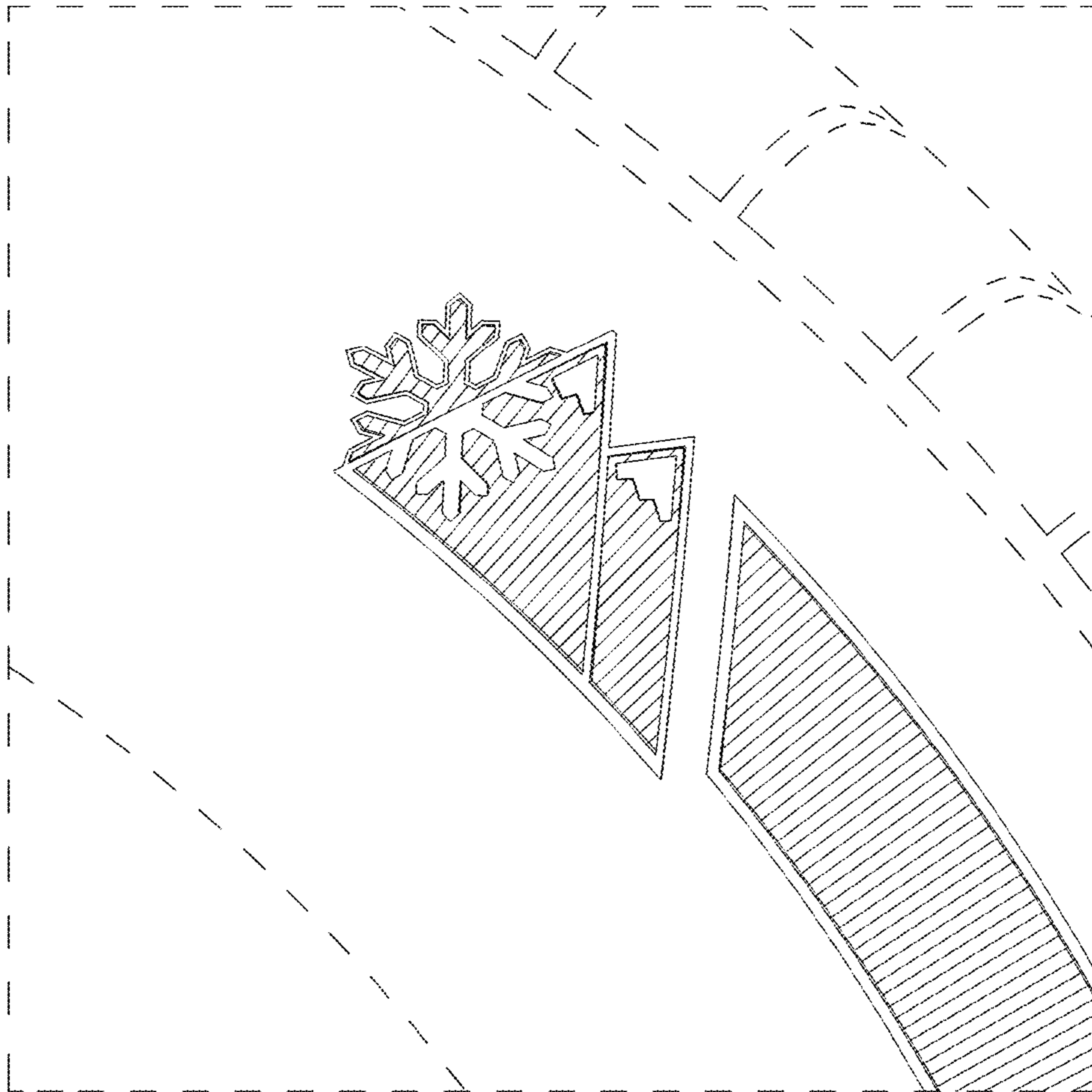


FIG - 8