



US00D886726S

(12) **United States Design Patent**
Kristen

(10) **Patent No.:** **US D886,726 S**

(45) **Date of Patent:** **** Jun. 9, 2020**

(54) **TIRE**

(71) Applicant: **CONTINENTAL REIFEN
DEUTSCHLAND GMBH**, Hannover
(DE)

(72) Inventor: **Florian Kristen**, Hannover (DE)

(73) Assignee: **Continental Reifen Deutschland
GmbH**, Hannover (DE)

(**) Term: **15 Years**

(21) Appl. No.: **29/649,041**

(22) Filed: **May 25, 2018**

(30) **Foreign Application Priority Data**

Jan. 25, 2018 (WO) 6161701

(51) **LOC (12) Cl.** **12-15**

(52) **U.S. Cl.**
USPC **D12/603**

(58) **Field of Classification Search**
USPC D12/579, 594, 595, 596, 597, 602, 603,
D12/900
CPC B60C 2011/0344; B60C 2011/0346
See application file for complete search history.

(56) **References Cited**

U.S. PATENT DOCUMENTS

D287,708 S * 1/1987 Hayakawa D12/603
D339,778 S * 9/1993 Himuro D12/603

D346,775 S * 5/1994 Loser D12/597
D403,631 S * 1/1999 Blankenship D12/603
D641,309 S * 7/2011 Takada D12/594
D643,361 S * 8/2011 Voss D12/594
D657,304 S * 4/2012 Buchinger-Barnstorf ... D12/602
D736,146 S * 8/2015 Rolland D12/600
D748,051 S * 1/2016 Odakura D12/602
D760,149 S * 6/2016 Kristen D12/565
D776,608 S * 1/2017 Kristen D12/601

* cited by examiner

Primary Examiner — Robert M. Spear

(74) *Attorney, Agent, or Firm* — Laurence A. Greenberg;
Werner H. Stemer; Ralph E. Locher

(57) **CLAIM**

The ornamental design for a tire, as shown and described.

DESCRIPTION

FIG. 1 is a front perspective view of the tire showing my new design;

FIG. 2 is a front elevation view thereof;



FIG. 3 is an enlarged partial front elevation view thereof;

FIG. 4 is a right side elevation view thereof; and,

FIG. 5 is a left side elevation view thereof.

The broken lines depict the border between the claimed tire and the unclaimed interior of the tire and represents no part of the claimed design.

1 Claim, 5 Drawing Sheets






FIG. 1




FIG. 2




FIG. 3




FIG. 4




FIG. 5