



US00D886724S

(12) **United States Design Patent**  
**Fox et al.**

(10) **Patent No.:** **US D886,724 S**  
(45) **Date of Patent:** **\*\* Jun. 9, 2020**

- (54) **TIRE**
- (71) Applicant: **The Goodyear Tire & Rubber Company, Akron, OH (US)**
- (72) Inventors: **Shaun Patrick Fox, Medina, OH (US); Ryan Eugene Zimmerman, Deerfield, OH (US); Paul Bryan Maxwell, Kent, OH (US); Jonathan James Shondel, Massillon, OH (US)**
- (73) Assignee: **The Goodyear Tire & Rubber Company, Akron, OH (US)**
- (\*\*) Term: **15 Years**
- (21) Appl. No.: **29/677,108**
- (22) Filed: **Jan. 17, 2019**
- (51) **LOC (12) Cl.** ..... **12-15**
- (52) **U.S. Cl.**  
USPC ..... **D12/595**
- (58) **Field of Classification Search**  
USPC ..... D12/579, 580, 586, 588, 594, 595, 600, D12/601  
CPC .. B60C 11/0306; B60C 11/0309; B60C 11/04  
See application file for complete search history.

D418,785 S 1/2000 Lovell et al. .... D12/147  
D432,467 S 10/2000 Guspodin et al. .... D12/147  
D446,754 S 8/2001 Guspodin et al. .... D12/147

(Continued)

**OTHER PUBLICATIONS**

U.S. Appl. No. 29/662,333, filed Sep. 5, 2018.  
U.S. Appl. No. 29/624,557, filed Nov. 2, 2018.  
U.S. Appl. No. 29/669,258, filed Nov. 7, 2018.

*Primary Examiner* — Robert M. Spear

(74) *Attorney, Agent, or Firm* — Robert N Lipsik

(57) **CLAIM**

The ornamental design for a tire, as shown and described.

**DESCRIPTION**

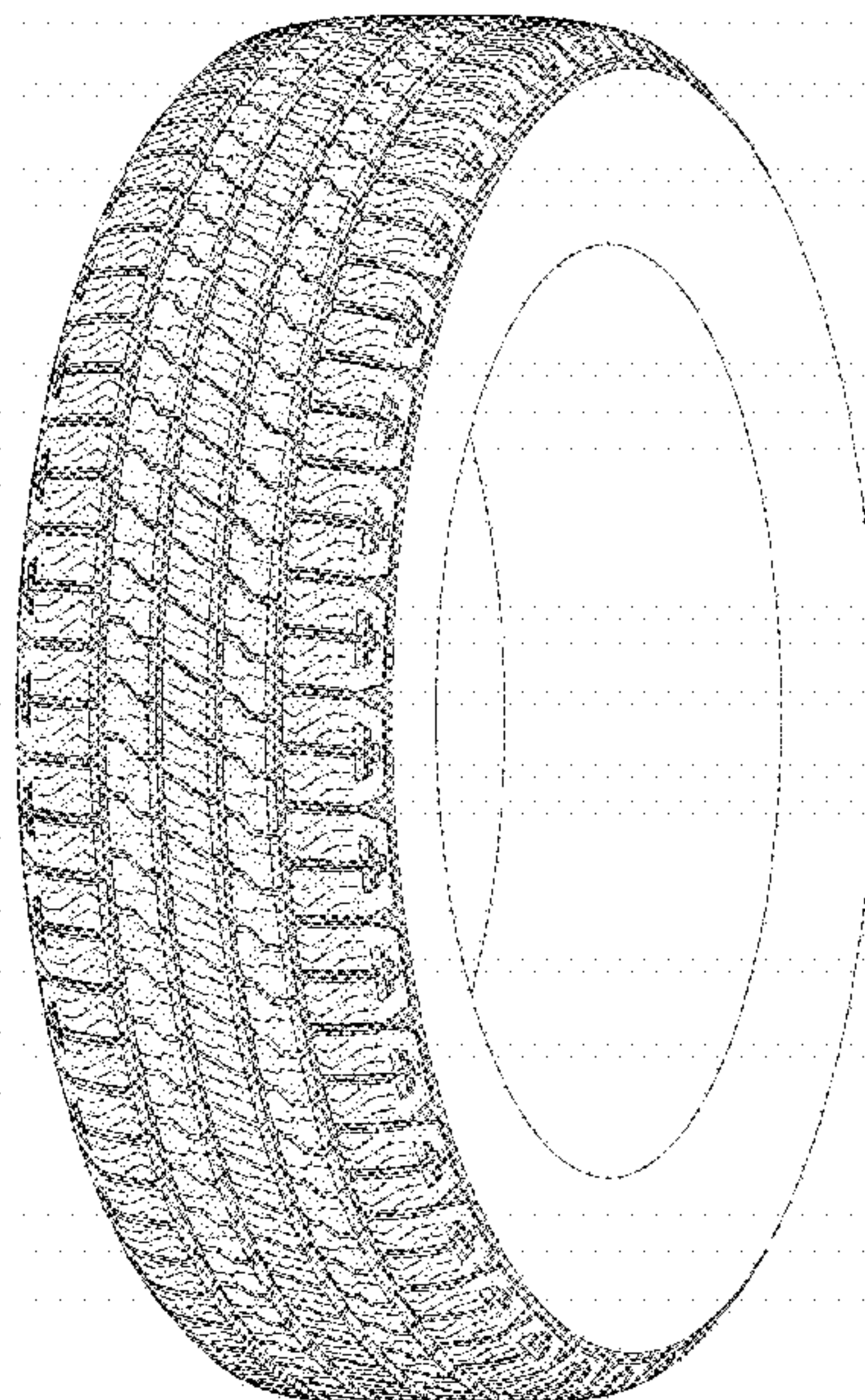

FIG. 1 is a perspective view of a tire showing our new design, it being understood that the pattern repeats uniformly throughout the circumference of the tread;  
FIG. 2 is a front elevational view thereof;  
FIG. 3 is a right side elevational view thereof; the left side elevational view being identical thereto;  
FIG. 4 is an enlarged fragmentary front elevational view thereof;  
FIG. 5 is a perspective view of a second embodiment of a tire showing our new design, it being understood that the interior of the tire forms no part of the claim, that the pattern repeats uniformly throughout the circumference of the tread and that the opposite side view is identical thereto; and,  
FIG. 6 is a front elevational view of a second embodiment, it being understood that an enlarged fragmentary view thereof would be substantially identical to that shown in FIG. 4, with the exception of the inclusion of the sidewall in the claim.  
In the drawings, the broken lines immediately adjacent to the outer edges of the tire shoulder represent boundaries of the claim, and the broken lines depict environmental subject matter only and form no part of the claimed design.

**1 Claim, 6 Drawing Sheets**

(56) **References Cited**

**U.S. PATENT DOCUMENTS**

D347,812 S *	6/1994	Simpson	.....	D12/595
D368,690 S	4/1996	Heinen et al.	.....	D12/146
D382,521 S	8/1997	Consolacion et al.	.....	D12/147
D387,311 S	12/1997	Park et al.	.....	D12/147
D387,716 S	12/1997	Miller et al.	.....	D12/147
D405,740 S	2/1999	Heinen et al.	.....	D12/147
D413,286 S	8/1999	Umstot et al.	.....	D12/147
D415,982 S	11/1999	Consolacion et al.	.....	D12/147
D418,459 S	1/2000	Graas et al.	.....	D12/147



(56)

**References Cited**

## U.S. PATENT DOCUMENTS

D453,919 S	2/2002	Mast et al. ....	D12/528
D469,396 S	1/2003	Hutson et al. ....	D12/520
D484,457 S	12/2003	Kindig et al. ....	D12/603
D500,732 S	1/2005	Lo .....	D12/588
D528,069 S	9/2006	Maxwell et al. ....	D12/601
D554,056 S	10/2007	Allison et al. ....	D12/601
D597,474 S	8/2009	Yamakawa et al. ....	D12/519
D600,635 S	9/2009	Finnell et al. ....	D12/601
D644,592 S	9/2011	Grabo et al. ....	D12/519
D659,075 S	5/2012	Harvey et al. ....	D12/521
D669,421 S	10/2012	Stuckey et al. ....	D12/588
D670,237 S	11/2012	Maxwell et al. ....	D12/601
D733,642 S	7/2015	Oberlin et al. ....	D12/601
D733,643 S	7/2015	Oberlin et al. ....	D12/601
D737,757 S	9/2015	Oberlin et al. ....	D12/601
D772,792 S	11/2016	Kim .....	D12/588
D786,785 S *	5/2017	Mathonet .....	D12/595
D787,430 S *	5/2017	Ninomiya .....	D12/586
D797,656 S	9/2017	Umstot .....	D12/603
D813,796 S *	3/2018	Dixon .....	D12/588
D828,289 S	9/2018	Fox et al. ....	D12/588
D838,664 S *	1/2019	Pribula .....	D12/595
D852,125 S *	6/2019	Davis .....	D12/601
D880,413 S *	4/2020	Schultz .....	D12/604

\* cited by examiner



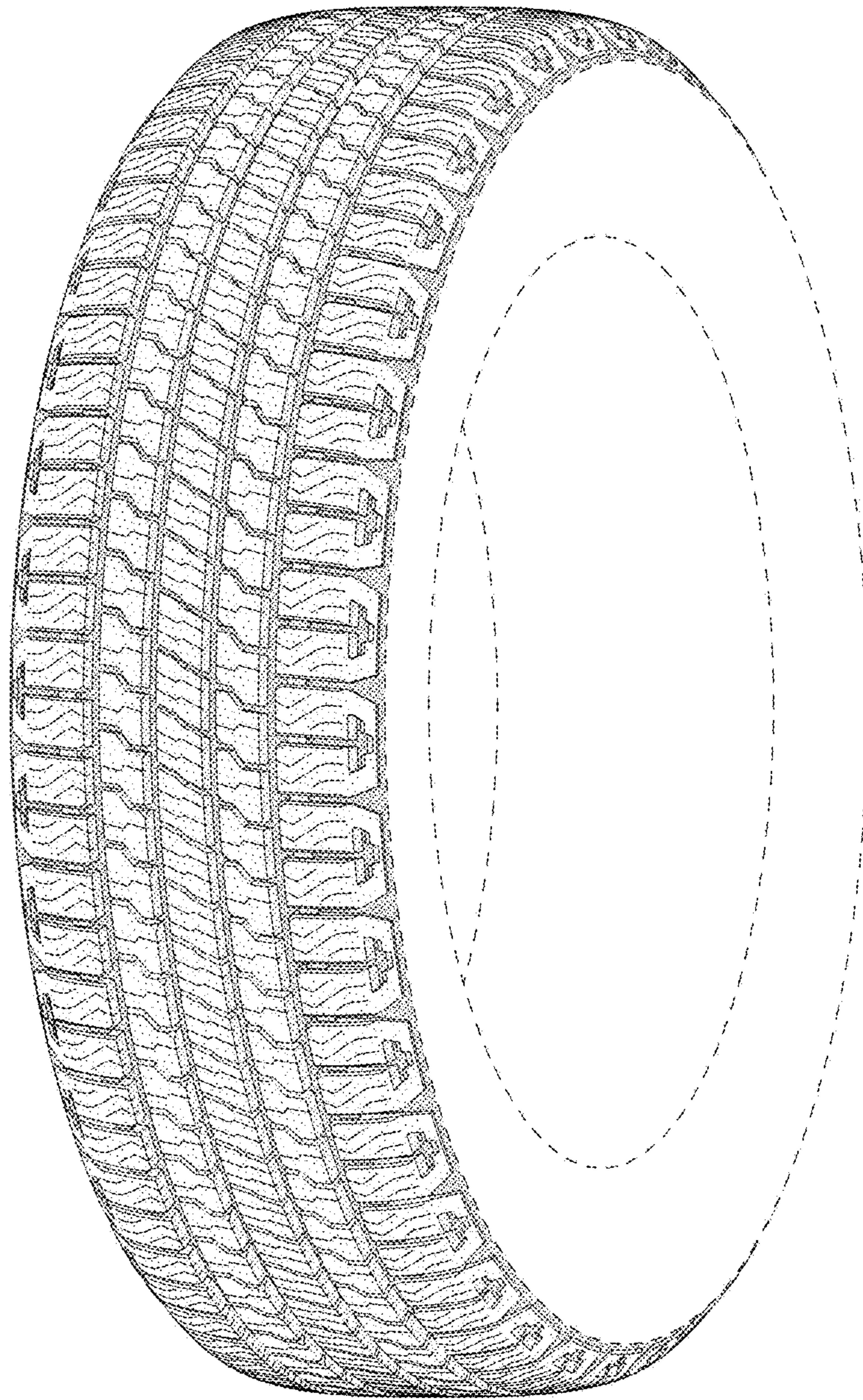


FIG - 1






FIG - 2




FIG - 3



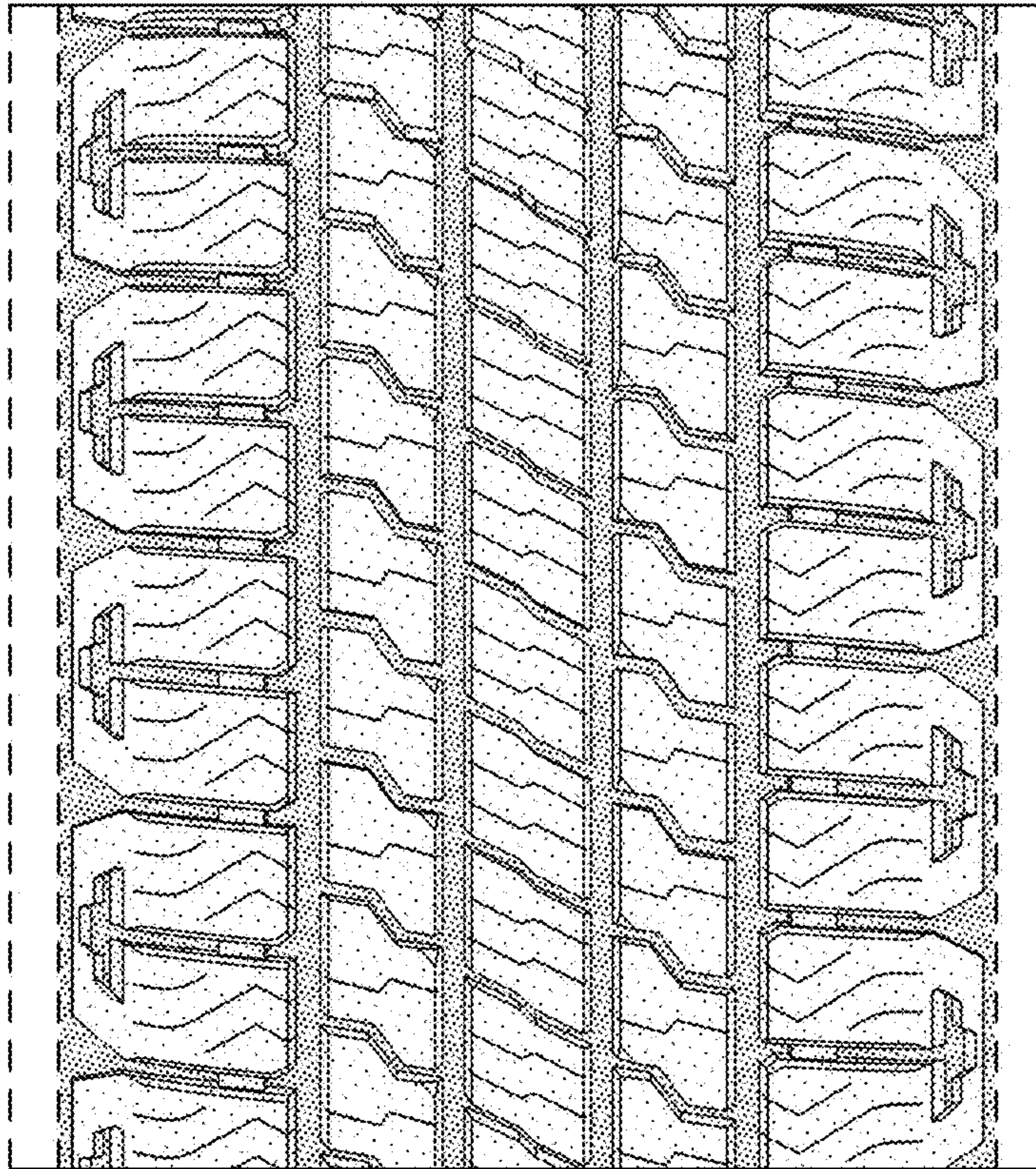


FIG - 4



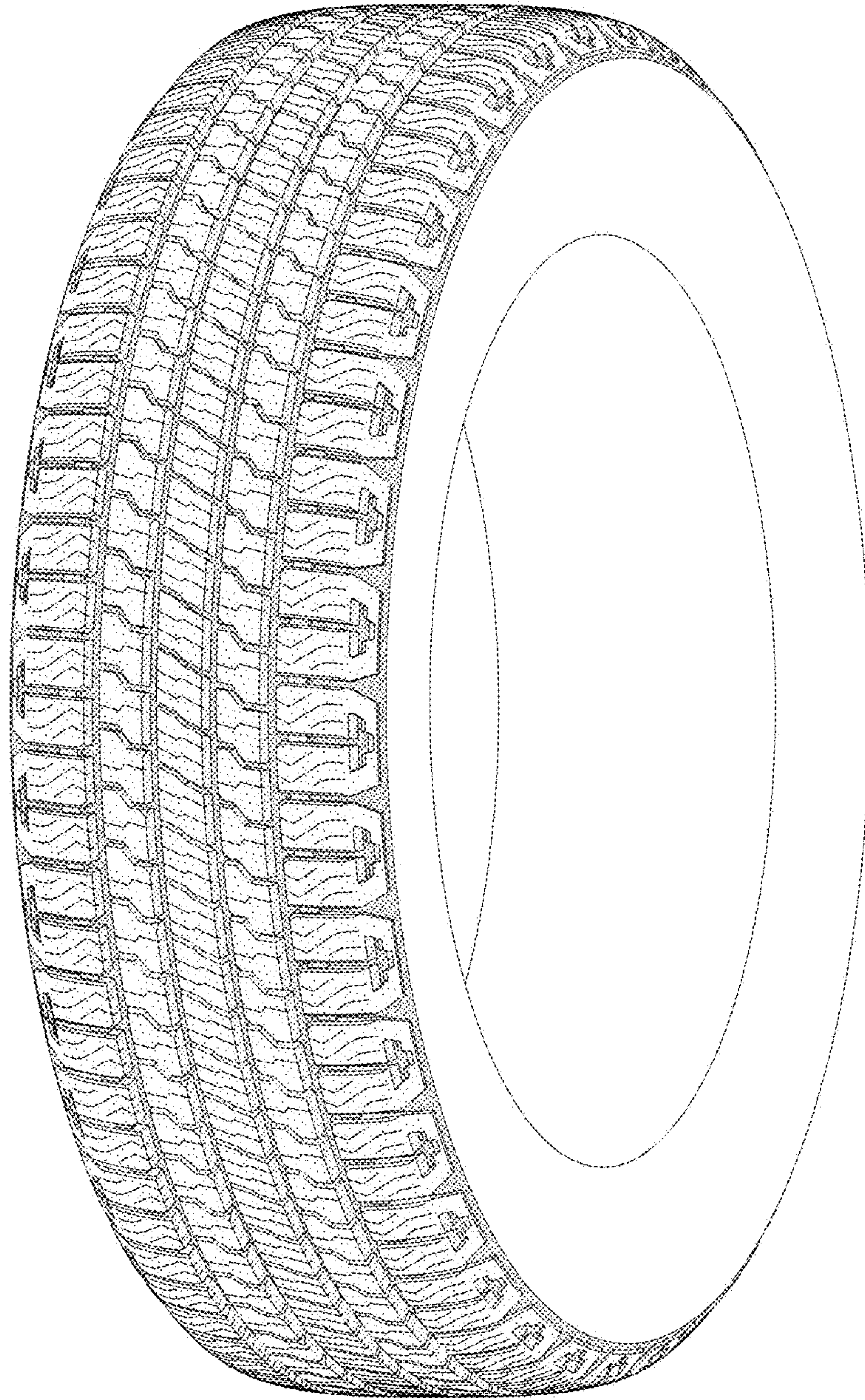


FIG - 5



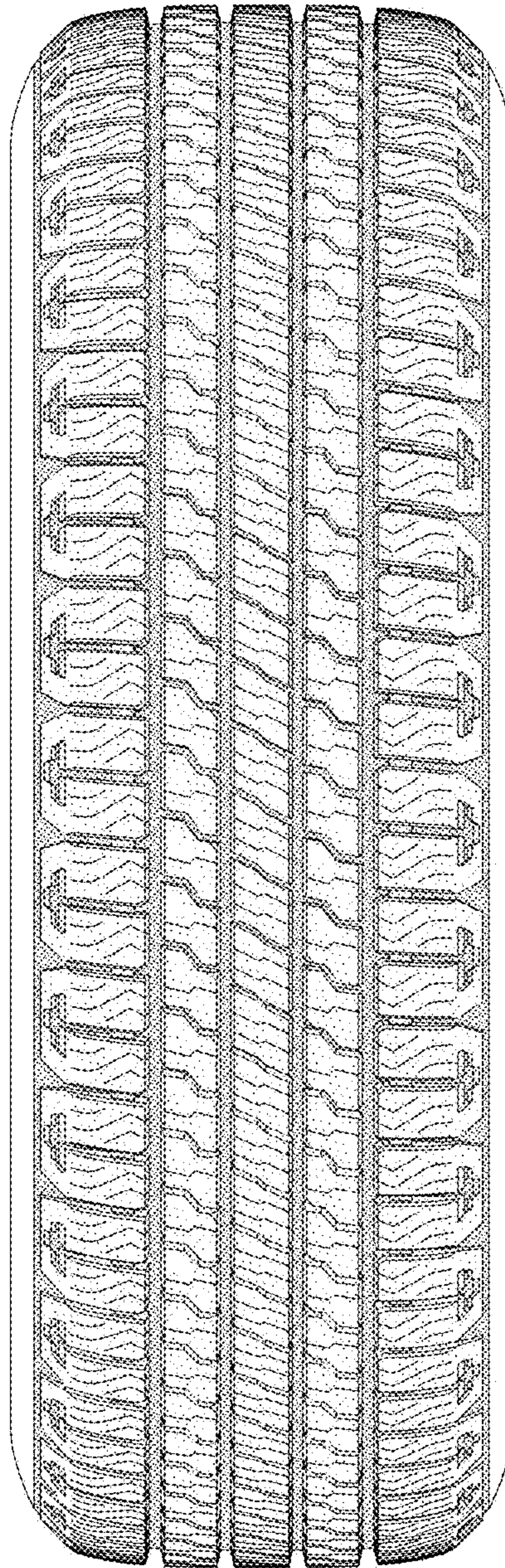


FIG - 6