



US00D886723S

(12) **United States Design Patent**  
**Roth et al.**

(10) **Patent No.:** **US D886,723 S**  
(45) **Date of Patent:** **\*\* Jun. 9, 2020**

- (54) **TIRE**
- (71) Applicant: **The Goodyear Tire & Rubber Company, Akron, OH (US)**
- (72) Inventors: **Jillian Grace Roth, Akron, OH (US); Christopher John Lane, Akron, OH (US)**
- (73) Assignee: **The Goodyear Tire & Rubber Company, Akron, OH (US)**
- (\*\*) Term: **15 Years**
- (21) Appl. No.: **29/669,258**
- (22) Filed: **Nov. 7, 2018**
- (51) **LOC (12) Cl.** ..... **12-15**
- (52) **U.S. Cl.**  
USPC ..... **D12/595**
- (58) **Field of Classification Search**  
USPC ..... D12/579, 586, 588, 590, 594, 595, 600, D12/601  
CPC .. B60C 11/0306; B60C 11/0309; B60C 11/04  
See application file for complete search history.

- D453,919 S 2/2002 Mast et al. .... D12/528
  - D469,396 S 1/2003 Hutson et al. .... D12/520
  - D484,457 S 12/2003 Kindig et al. .... D12/603
  - D490,365 S 5/2004 Kindig et al. .... D12/601
- (Continued)

**OTHER PUBLICATIONS**

U.S. Appl. No. 29/662,333, filed Sep. 5, 2018, Goodyear.

*Primary Examiner* — Robert M. Spear  
(74) *Attorney, Agent, or Firm* — Robert N Lipsik

(57) **CLAIM**

The ornamental design for a tire, as shown and described.

**DESCRIPTION**

FIG. 1 is a perspective view of a tire showing our new design, it being understood that the pattern repeats uniformly throughout the circumference of the tread;  
 FIG. 2 is a front elevational view thereof;  
 FIG. 3 is a right side elevational view thereof; the left side elevational view being identical thereto;  
 FIG. 4 is an enlarged fragmentary front elevational view thereof;  
 FIG. 5 is a perspective view of a second embodiment of a tire showing our new design, it being understood that the interior of the tire forms no part of the claim, that the pattern repeats uniformly throughout the circumference of the tread and that the opposite side view is identical thereto; and,  
 FIG. 6 is a front elevational view of a second embodiment, it being understood that an enlarged fragmentary view thereof would be substantially identical to that shown in FIG. 4, with the exception of the inclusion of the sidewall in the claim.

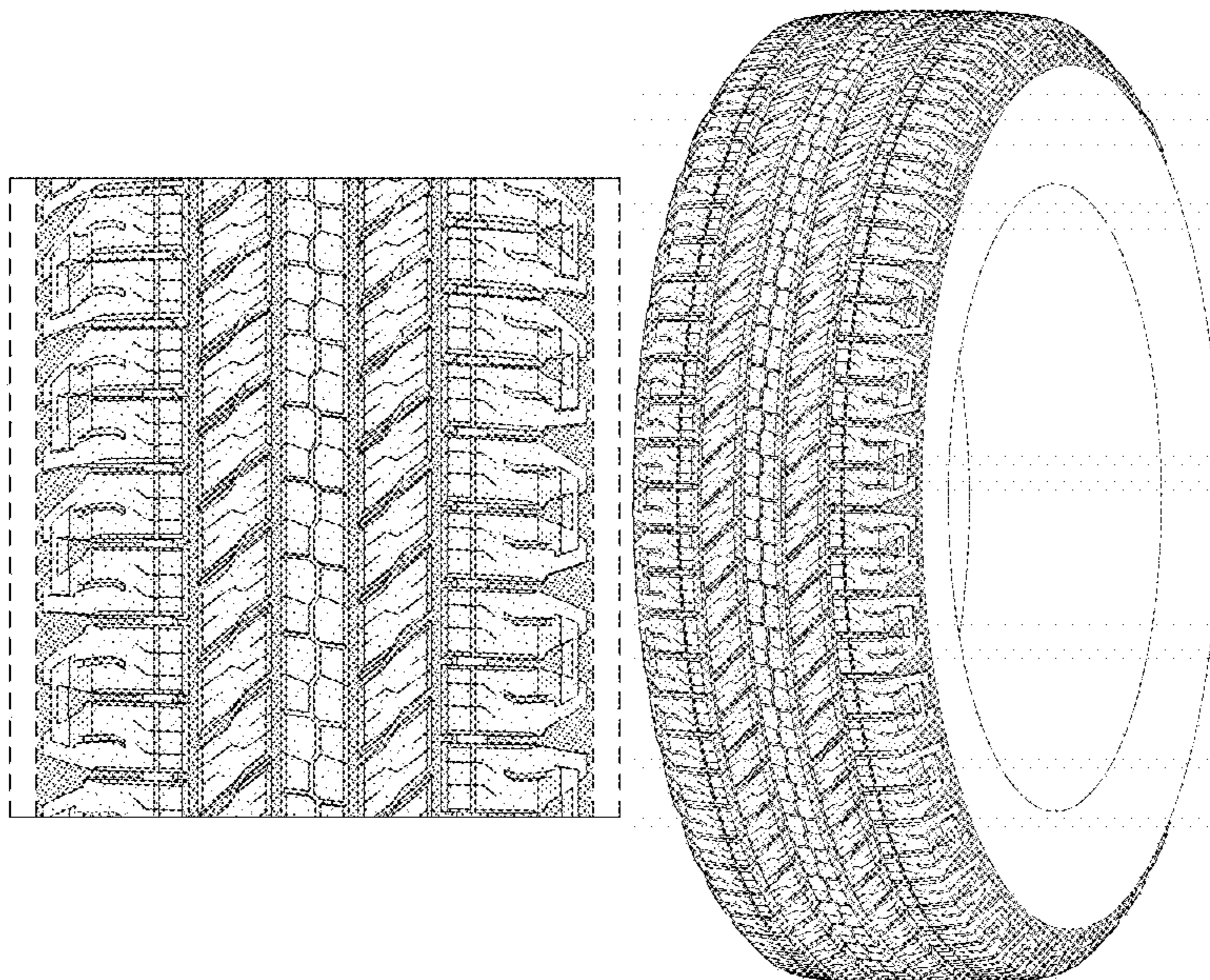
In the drawings, the broken lines immediately adjacent to the outer edges of the tire shoulder represent boundaries of the claim, and the broken lines depict environmental subject matter only and form no part of the claimed design.

**1 Claim, 6 Drawing Sheets**

(56) **References Cited**

**U.S. PATENT DOCUMENTS**

D287,840 S	1/1987	Ono	.....	D12/147
D368,690 S	4/1996	Heinen et al.	.....	D12/147
D382,521 S	8/1997	Consolacion et al.	.....	D12/147
D385,832 S	11/1997	Lim et al.	.....	D12/146
D387,311 S	12/1997	Park et al.	.....	D12/147
D405,740 S	2/1999	Heinen et al.	.....	D12/147
D413,286 S	8/1999	Umstot et al.	.....	D12/147
D415,982 S	11/1999	Consolacion et al.	.....	D12/147
D418,459 S	1/2000	Graas et al.	.....	D12/147
D418,785 S	1/2000	Lovell et al.	.....	D12/147
D432,467 S	10/2000	Guspodin et al.	.....	D12/147
D445,733 S	7/2001	Guspodin et al.	.....	D12/147



(56)

**References Cited**

## U.S. PATENT DOCUMENTS

D490,366 S	5/2004	Kindig et al. ....	D12/601
D500,732 S	1/2005	Lo .....	D12/588
D528,069 S	9/2006	Maxwell et al. ....	D12/601
D553,559 S	10/2007	Irie et al. ....	D12/603
D554,056 S	10/2007	Allison et al. ....	D12/601
D591,228 S	4/2009	Seibert et al. ....	D12/602
D597,474 S	8/2009	Yamakawa et al. ....	D12/519
D600,635 S	9/2009	Finnell et al. ....	D12/601
D642,975 S	8/2011	Givens et al. ....	D12/601
D644,592 S	9/2011	Grabo et al. ....	D12/519
D651,558 S	1/2012	Youn .....	D12/588
D659,075 S	5/2012	Harvey et al. ....	D12/521
D662,463 S	6/2012	Youn .....	D12/601
D669,421 S	10/2012	Stuckey et al. ....	D12/588
D670,237 S	11/2012	Maxwell et al. ....	D12/601
D726,103 S *	4/2015	Otani .....	D12/586
D733,642 S	7/2015	Oberlin et al. ....	D12/601
D733,643 S	7/2015	Oberlin et al. ....	D12/601
D737,757 S	9/2015	Oberlin et al. ....	D12/601
D764,398 S *	8/2016	Wang .....	D12/601
D766,172 S	9/2016	Shinomiya .....	D12/601
D772,792 S	11/2016	Kim .....	D12/588
D786,785 S *	5/2017	Mathonet .....	D12/595
D797,656 S *	9/2017	Umstot .....	D12/603
D812,551 S	3/2018	Stanley .....	D12/601
D813,148 S	3/2018	Umstot et al. ....	D12/588
D828,289 S	9/2018	Fox et al. ....	D12/588
D852,125 S *	6/2019	Davis .....	D12/601
D864,848 S *	10/2019	Zhang .....	D12/588

\* cited by examiner



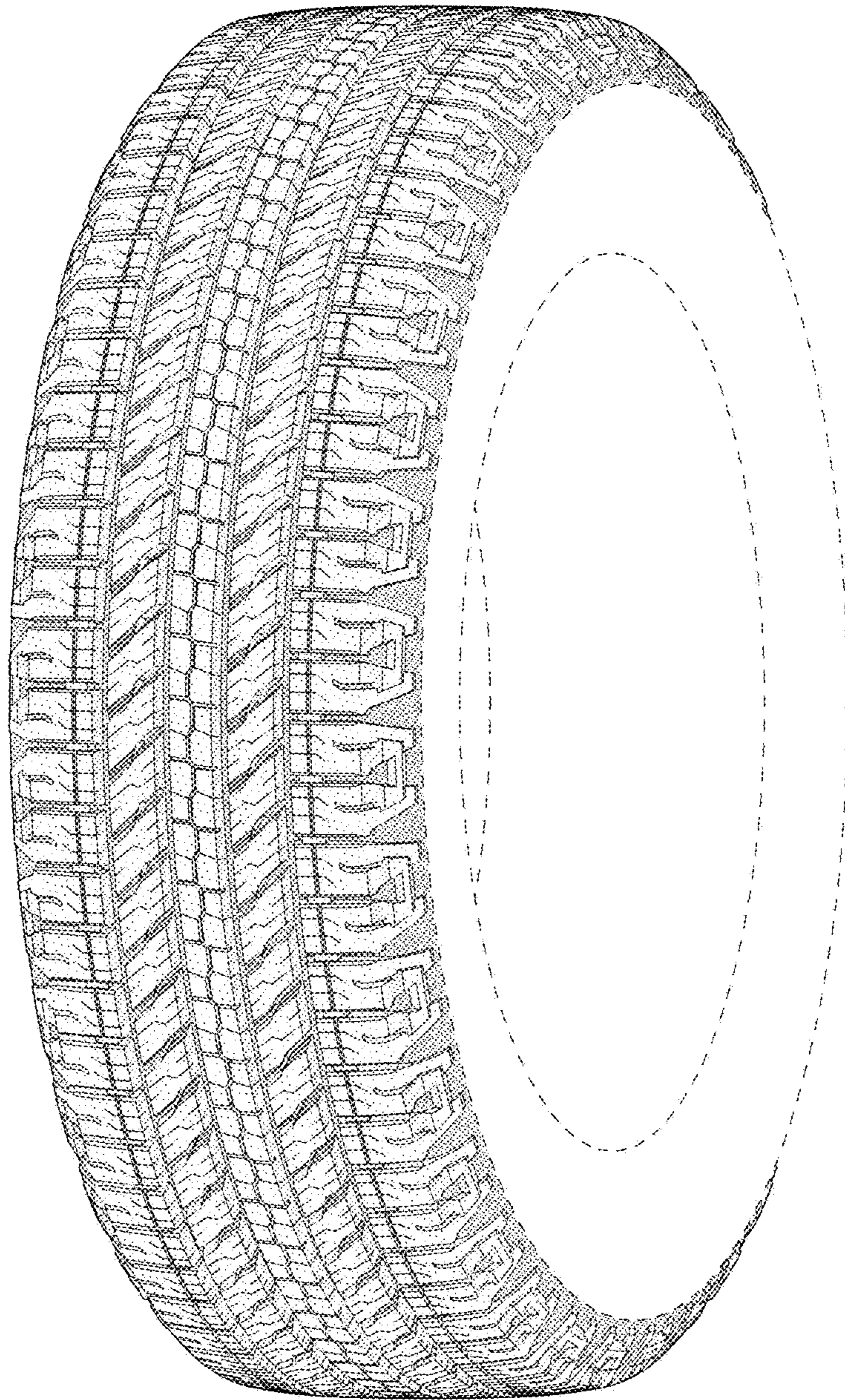


FIG - 1



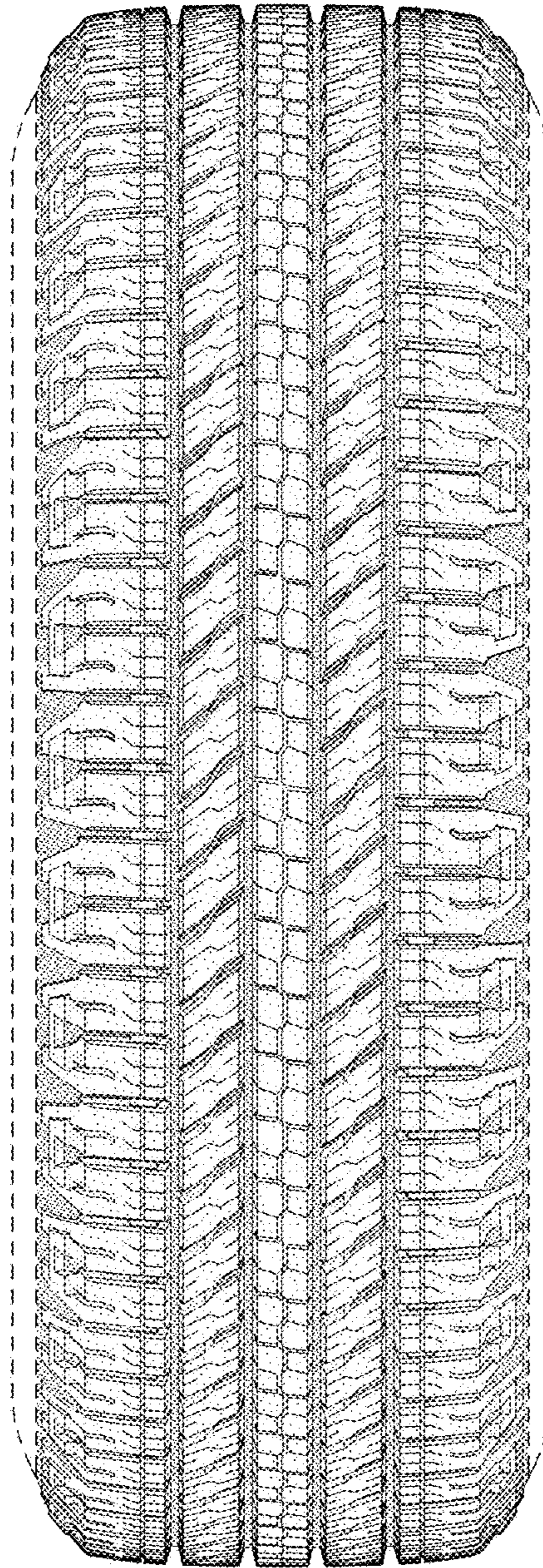


FIG - 2






FIG - 3

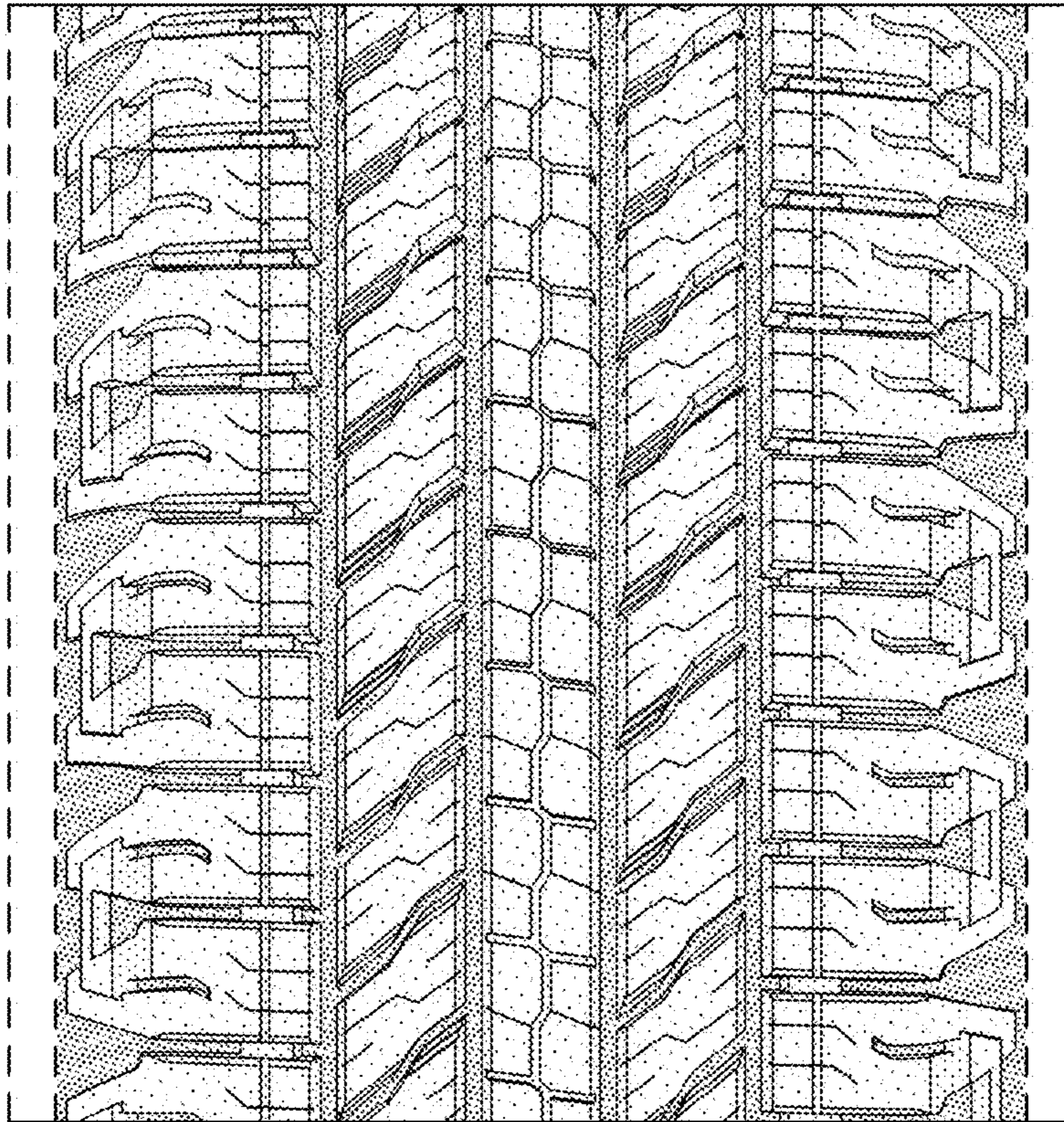


FIG - 4



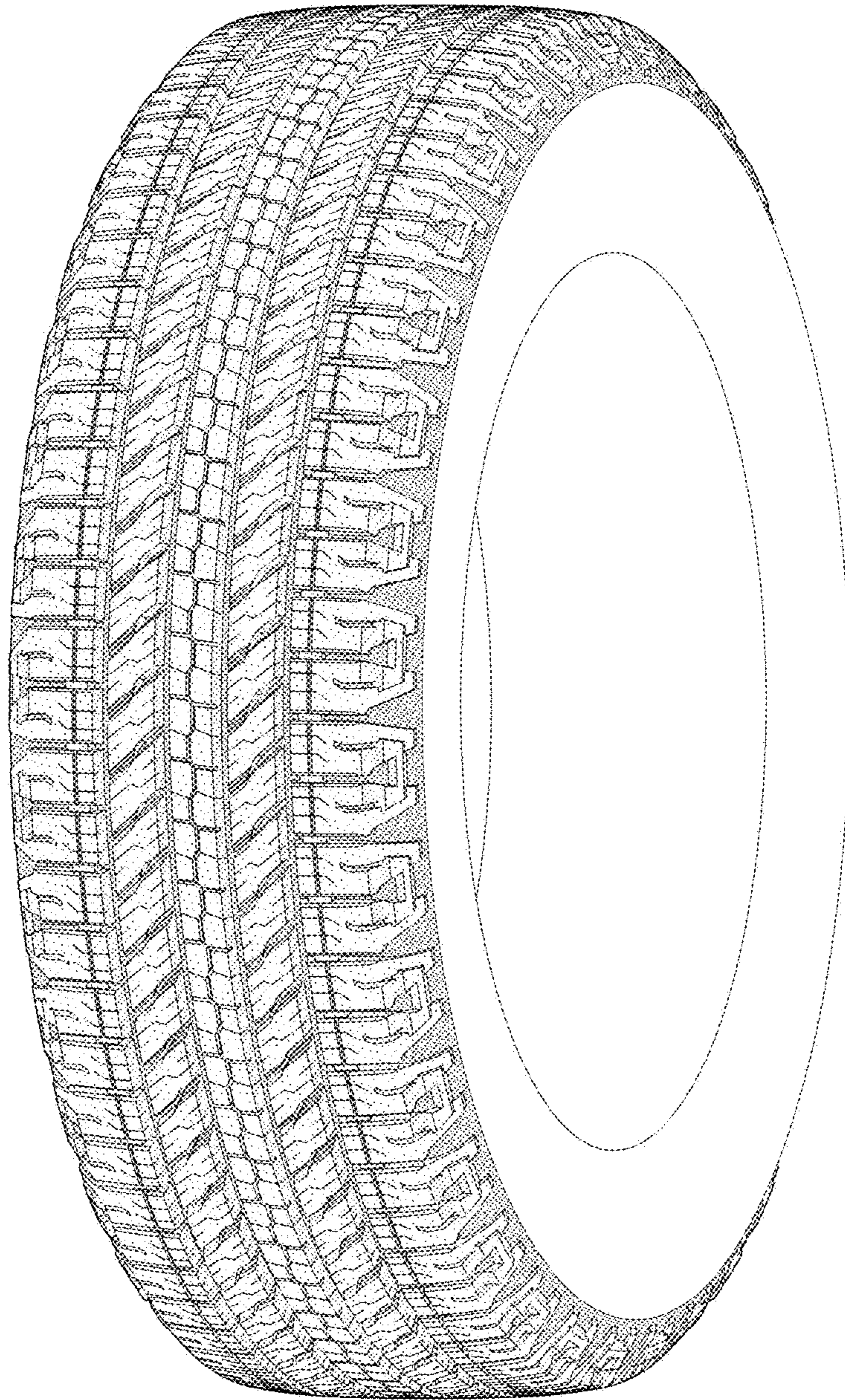


FIG - 5



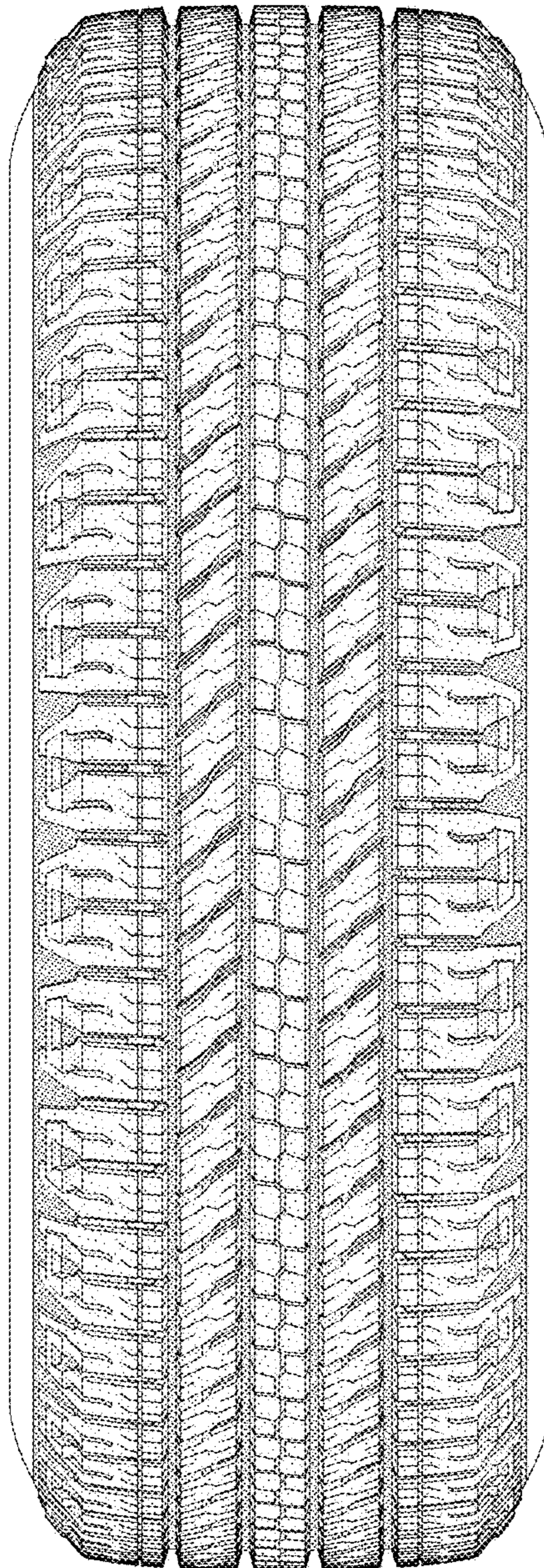


FIG - 6