



US00D886719S

(12) **United States Design Patent**
Shondel et al.

(10) **Patent No.:** **US D886,719 S**
(45) **Date of Patent:** **** Jun. 9, 2020**

- (54) **TIRE**
- (71) Applicant: **The Goodyear Tire & Rubber Company, Akron, OH (US)**
- (72) Inventors: **Jonathan James Shondel, Massillon, OH (US); Joseph Thomas Janesh, Tallmadge, OH (US); Kyle Allen Leifheit, Ravenna, OH (US); Karl Eric Sundkvist, Akron, OH (US)**
- (73) Assignee: **The Goodyear Tire & Rubber Company, Akron, OH (US)**
- (**) Term: **15 Years**
- (21) Appl. No.: **29/669,458**
- (22) Filed: **Nov. 8, 2018**
- (51) **LOC (12) Cl.** **12-15**
- (52) **U.S. Cl.**
USPC **D12/594**
- (58) **Field of Classification Search**
USPC D12/579, 580, 586, 588, 594, 595, 600, D12/601
CPC .. B60C 11/0306; B60C 11/0309; B60C 11/04
See application file for complete search history.

(56) **References Cited**

U.S. PATENT DOCUMENTS

D326,075 S	5/1992	Covert et al.	D12/147
D328,268 S *	7/1992	Constant	D12/586
D330,179 S *	10/1992	Graas	D12/594
D365,791 S	1/1996	Brown et al.	D12/146
D384,308 S *	9/1997	Heinen	D12/594
D388,037 S	12/1997	Rohweder et al.	D12/147
D391,205 S	2/1998	Schad et al.	D12/147
D429,479 S	8/2000	Fierro et al.	D12/147
D459,296 S *	6/2002	Umstot	D12/601
D488,772 S	4/2004	Kunos et al.	D12/602

D498,208 S	11/2004	Cazin-Bourguignon et al.	D12/600
D501,695 S *	2/2005	Lassan	D12/595
D502,912 S *	3/2005	Thomas	D12/600
D504,657 S	5/2005	Allen et al.	D12/579
D516,012 S	2/2006	Miller et al.	D12/579
D516,013 S	2/2006	Miller et al.	D12/579
D516,999 S	3/2006	Miller et al.	D12/579

(Continued)

Primary Examiner — Robert M. Spear

(74) *Attorney, Agent, or Firm* — Robert N Lipsik

(57) **CLAIM**

The ornamental Design for a tire, as shown and described.

DESCRIPTION

FIG. 1 is a perspective view of a tire showing our new design, it being understood that the pattern repeats uniformly throughout the circumference of the tread;

FIG. 2 is a front elevational view thereof;

FIG. 3 is a right side elevational view thereof; the left side elevational view being identical thereto;

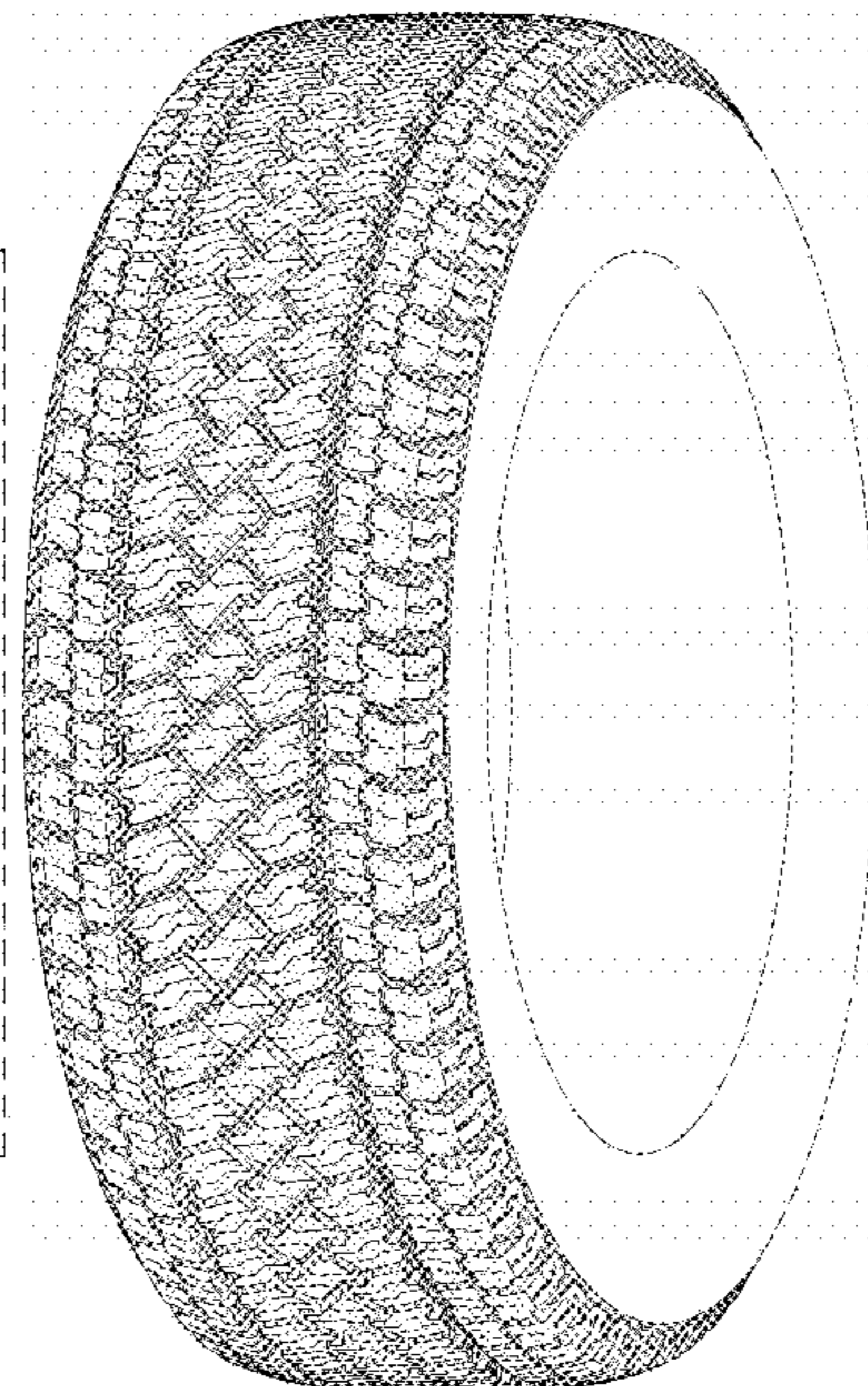
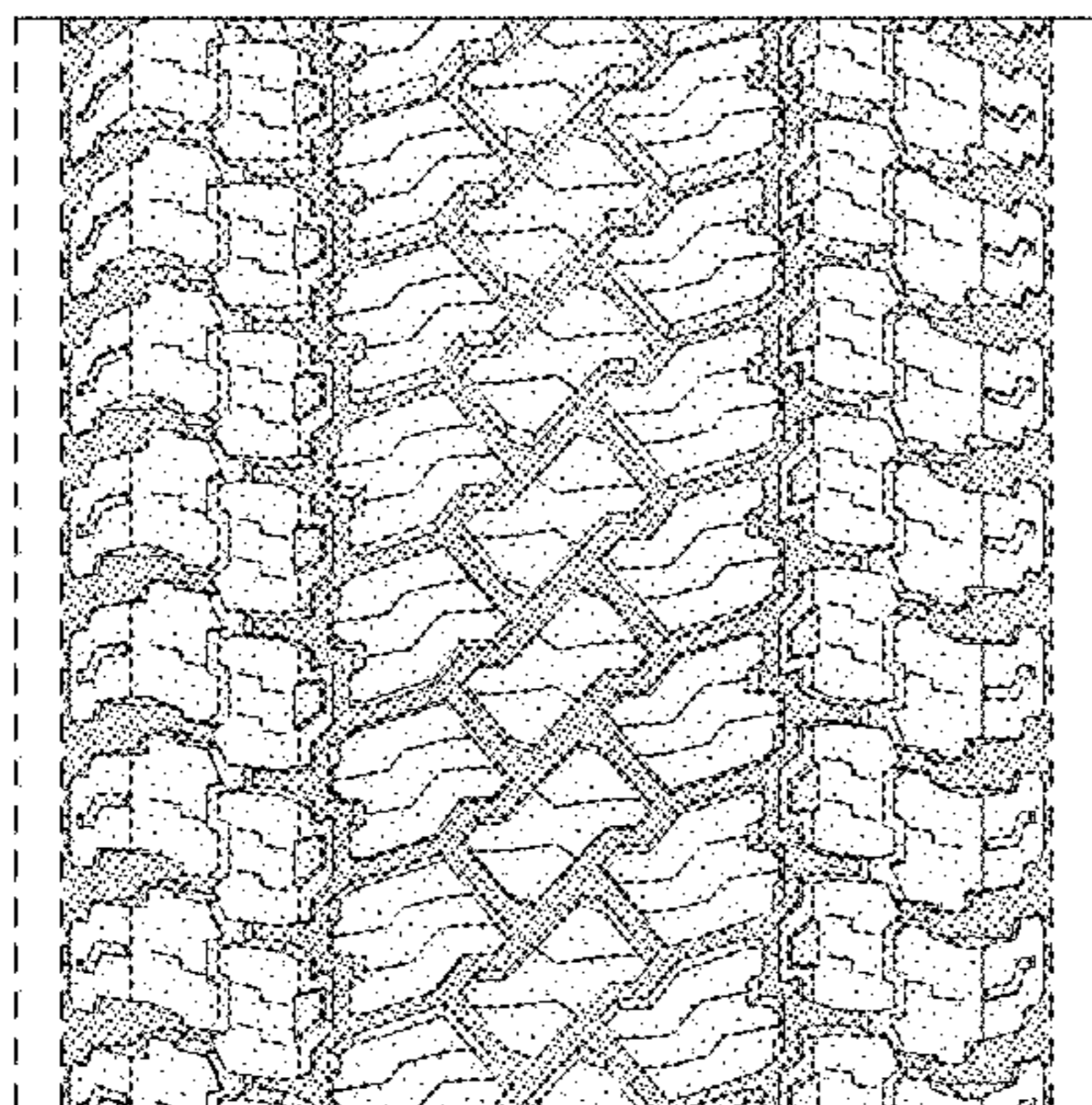
FIG. 4 is an enlarged fragmentary front elevational view thereof;

FIG. 5 is a perspective view of a second embodiment of a tire showing our new design, it being understood that the interior of the tire forms no part of the claim, that the pattern repeats uniformly throughout the circumference of the tread and that the opposite side view is identical thereto; and,

FIG. 6 is a front elevational view of a second embodiment, it being understood that an enlarged fragmentary view thereof would be substantially identical to that shown in FIG. 4, with the exception of the inclusion of the sidewall in the claim.

In the drawings, the broken lines immediately adjacent to the outer edges of the tire shoulder represent boundaries of the claim, and the broken lines depict environmental subject matter only and form no part of the claimed design.

1 Claim, 6 Drawing Sheets



(56)

References Cited

U.S. PATENT DOCUMENTS

D517,000 S	3/2006	Allen et al.	D12/579
D520,939 S	5/2006	Allen et al.	D12/600
D548,173 S	8/2007	Herbeuval et al.	D12/579
D551,160 S	9/2007	Hutz et al.	D12/600
D558,664 S	1/2008	Herbeuval et al.	D12/579
D591,225 S	4/2009	Ashton et al.	D12/600
D591,226 S	4/2009	Shondel et al.	D12/600
D610,973 S *	3/2010	Dixon	D12/600
D626,501 S	11/2010	Cazin-Bourguignon et al.	D12/600
D642,512 S	8/2011	Jacobs	D12/600
D662,464 S	6/2012	Dixon et al.	D12/602
D667,362 S	9/2012	Hughes et al.	D12/579
D667,367 S	9/2012	Bonko et al.	D12/600
D667,368 S	9/2012	Bonko et al.	D12/600
D682,190 S	5/2013	Uphouse et al.	D12/600
D713,328 S	9/2014	Umstot et al.	D12/579
D713,329 S	9/2014	Dixon et al.	D12/579
D735,120 S	7/2015	Oberlin et al.	D12/594
D737,198 S *	8/2015	Wang	D12/601
D738,298 S	9/2015	Wang	D12/600
D766,166 S	9/2016	Uphouse	D12/579
D771,557 S	11/2016	Leocadio et al.	D12/594
D864,849 S *	10/2019	Liu	D12/601

* cited by examiner

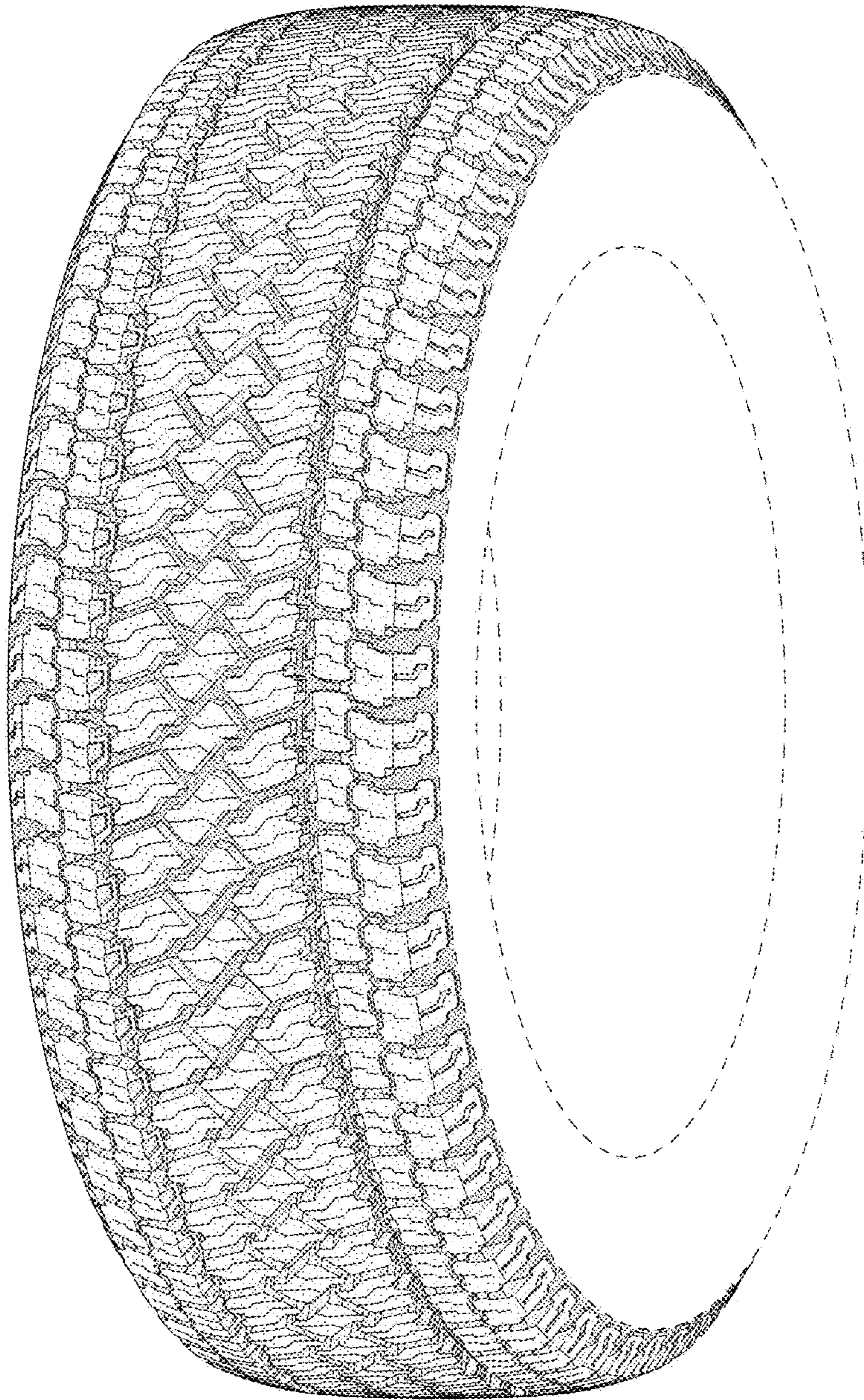


FIG - 1




FIG - 2




FIG - 3

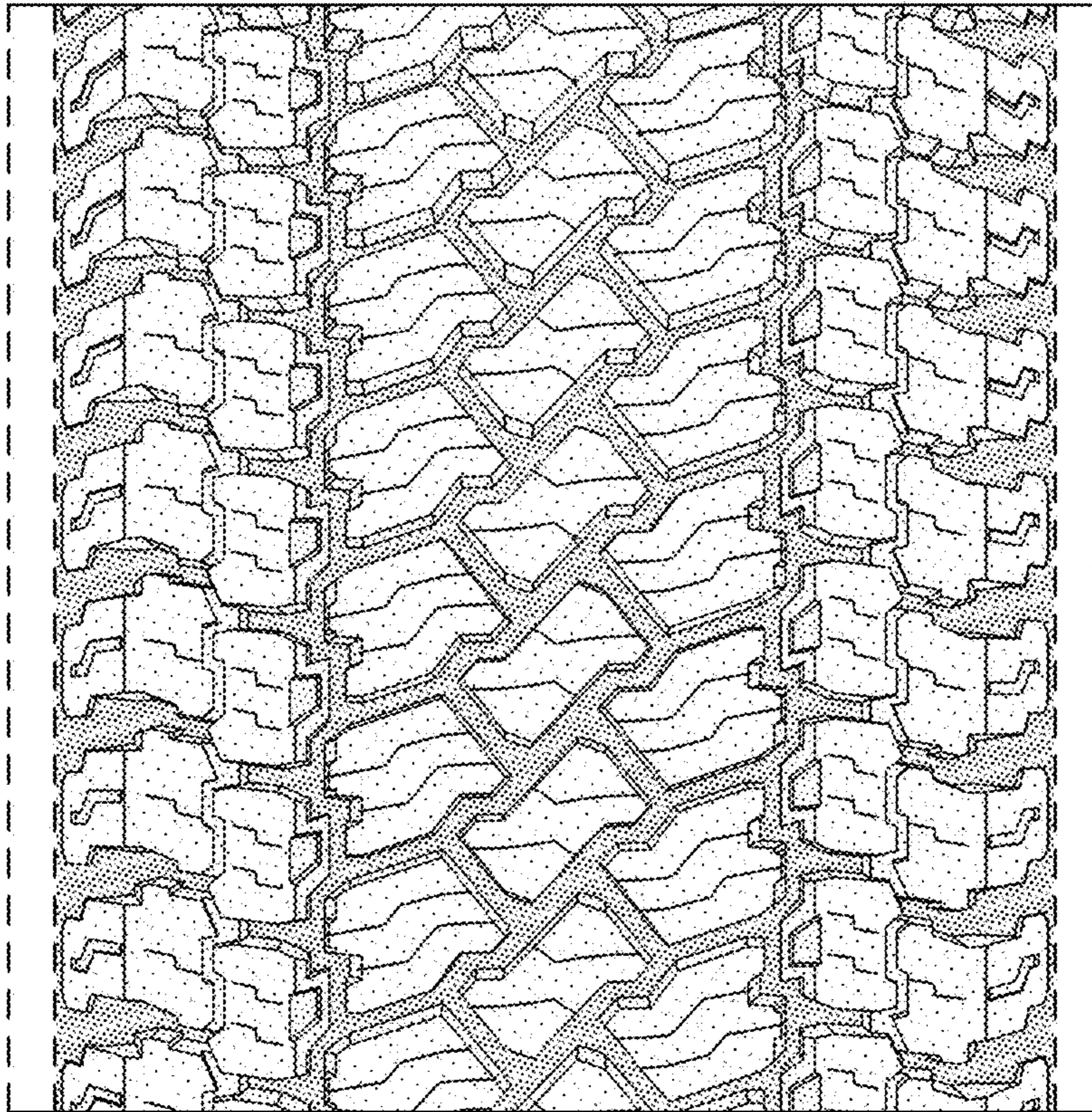


FIG - 4

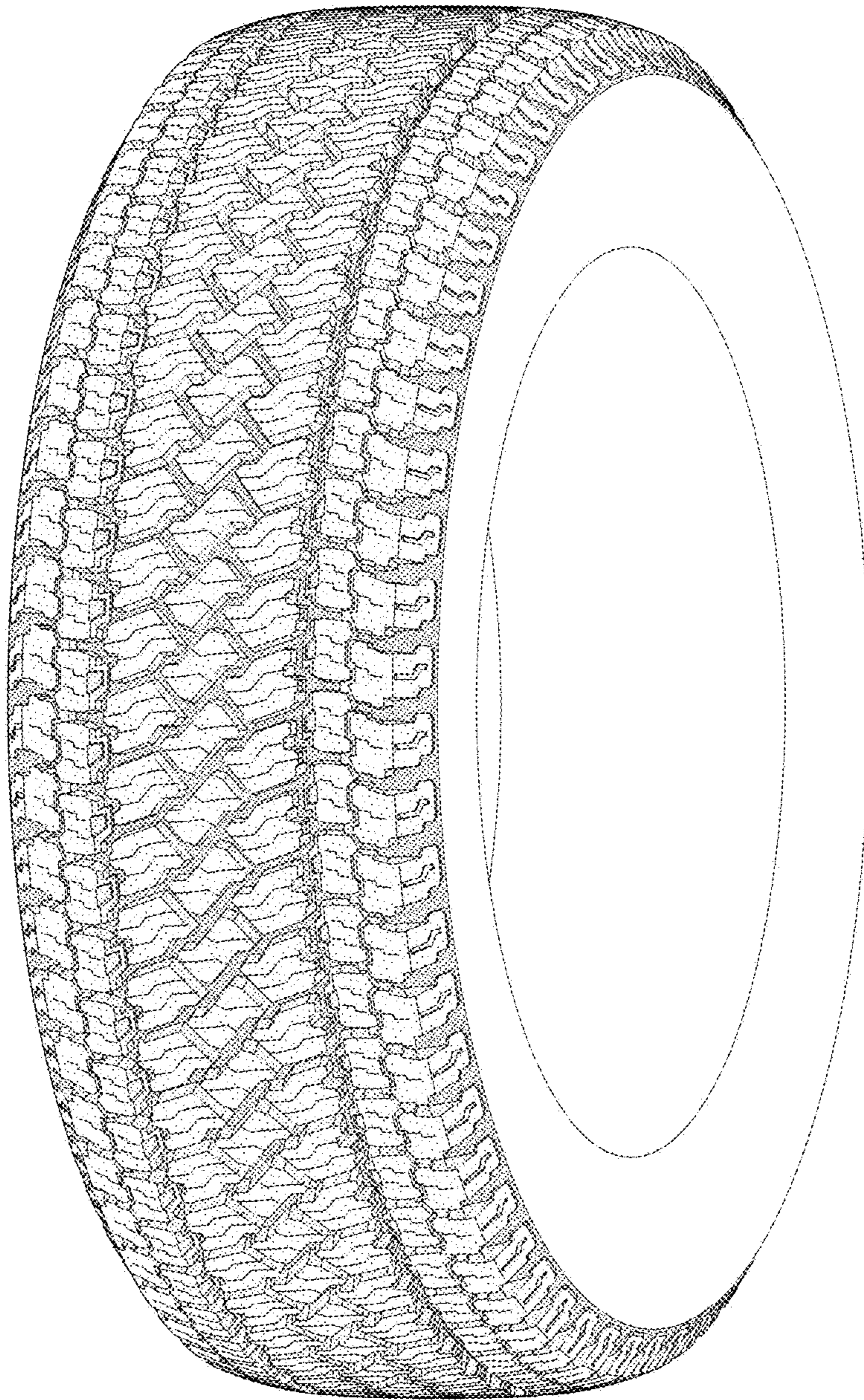


FIG - 5

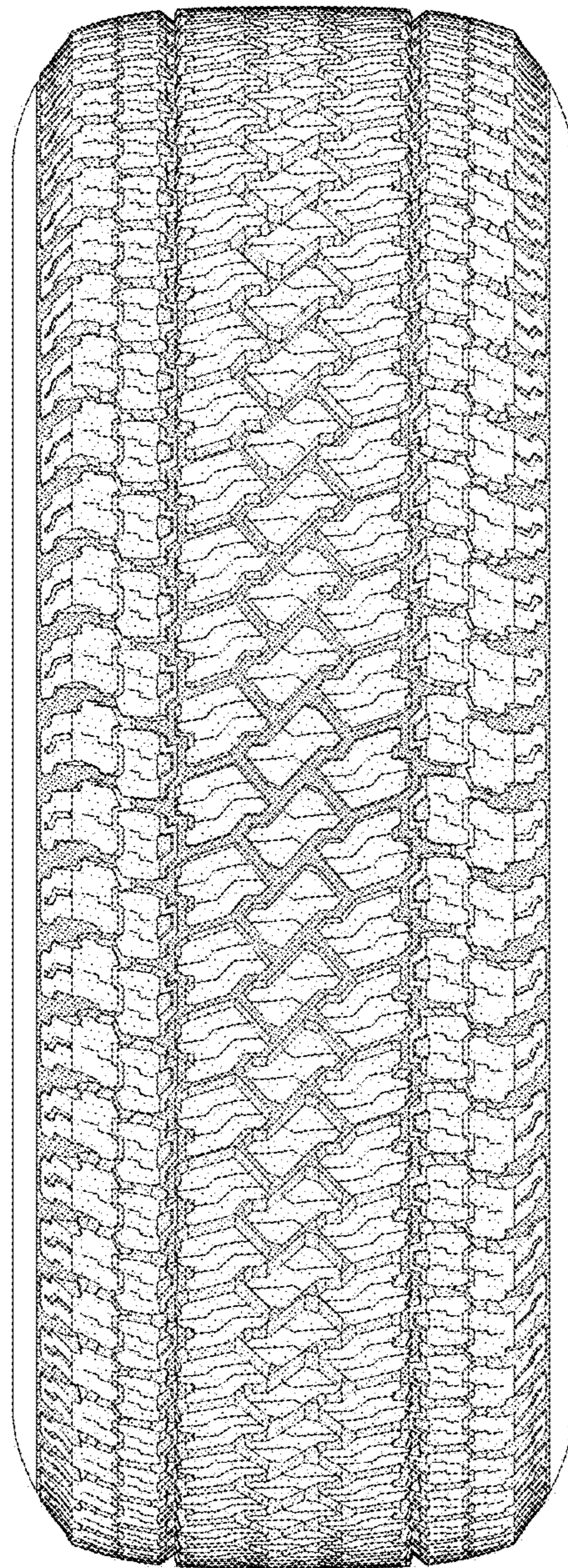


FIG - 6