



US00D886717S

(12) **United States Design Patent**
Pribula et al.

(10) **Patent No.:** **US D886,717 S**
(45) **Date of Patent:** **** Jun. 9, 2020**

- (54) **TIRE**
- (71) Applicant: **The Goodyear Tire & Rubber Company, Akron, OH (US)**
- (72) Inventors: **David Michael Pribula, Alliance, OH (US); Jonathan James Shondel, Massillon, OH (US); Joseph Thomas Janesh, Tallmadge, OH (US)**
- (73) Assignee: **The Goodyear Tire & Rubber Company, Akron, OH (US)**
- (**) Term: **15 Years**
- (21) Appl. No.: **29/679,044**
- (22) Filed: **Feb. 1, 2019**
- (51) **LOC (12) Cl.** **12-15**
- (52) **U.S. Cl.**
USPC **D12/588**
- (58) **Field of Classification Search**
USPC D12/586, 587, 588, 589, 590, 594, 595, D12/600, 601, 602, 603, 900
CPC B60C 11/032; B60C 11/0388
See application file for complete search history.

- D593,936 S 6/2009 Maxwell D12/587
 - D593,937 S * 6/2009 Maxwell D12/588
 - D604,692 S 11/2009 Ebiko et al. D12/587
- (Continued)

OTHER PUBLICATIONS

U.S. Appl. No. 29/622,198, filed Oct. 16, 2017; Nguyen, et al.

Primary Examiner — Robert M. Spear

(74) *Attorney, Agent, or Firm* — Robert N Lipsik

(57) **CLAIM**

The ornamental design for a tire, as shown and described.

DESCRIPTION

FIG. 1 is a perspective view of a tire showing our new design, it being understood that the pattern repeats uniformly throughout the circumference of the tread;

FIG. 2 is a front elevational view thereof;

FIG. 3 is a right side elevational view thereof; the left side elevational view being identical thereto;

FIG. 4 is an enlarged fragmentary front elevational view thereof;

FIG. 5 is a perspective view of a second embodiment of a tire showing our new design, it being understood that the interior of the tire forms no part of the claim, that the pattern repeats uniformly throughout the circumference of the tread and that the opposite side view is identical thereto; and,

FIG. 6 is a front elevational view of a second embodiment, it being understood that an enlarged fragmentary view thereof would be substantially identical to that shown in FIG. 4, with the exception of the inclusion of the sidewall in the claim.

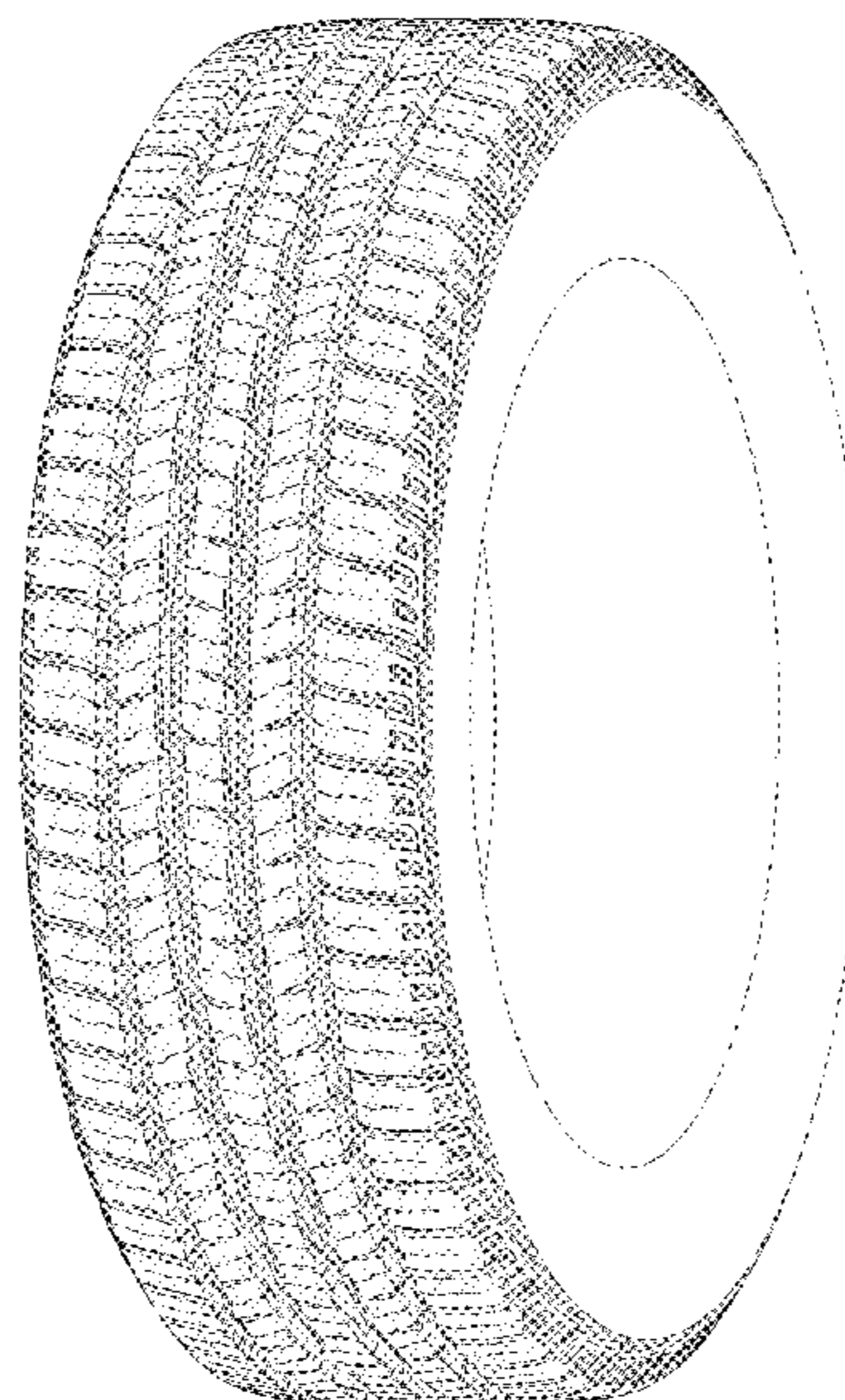
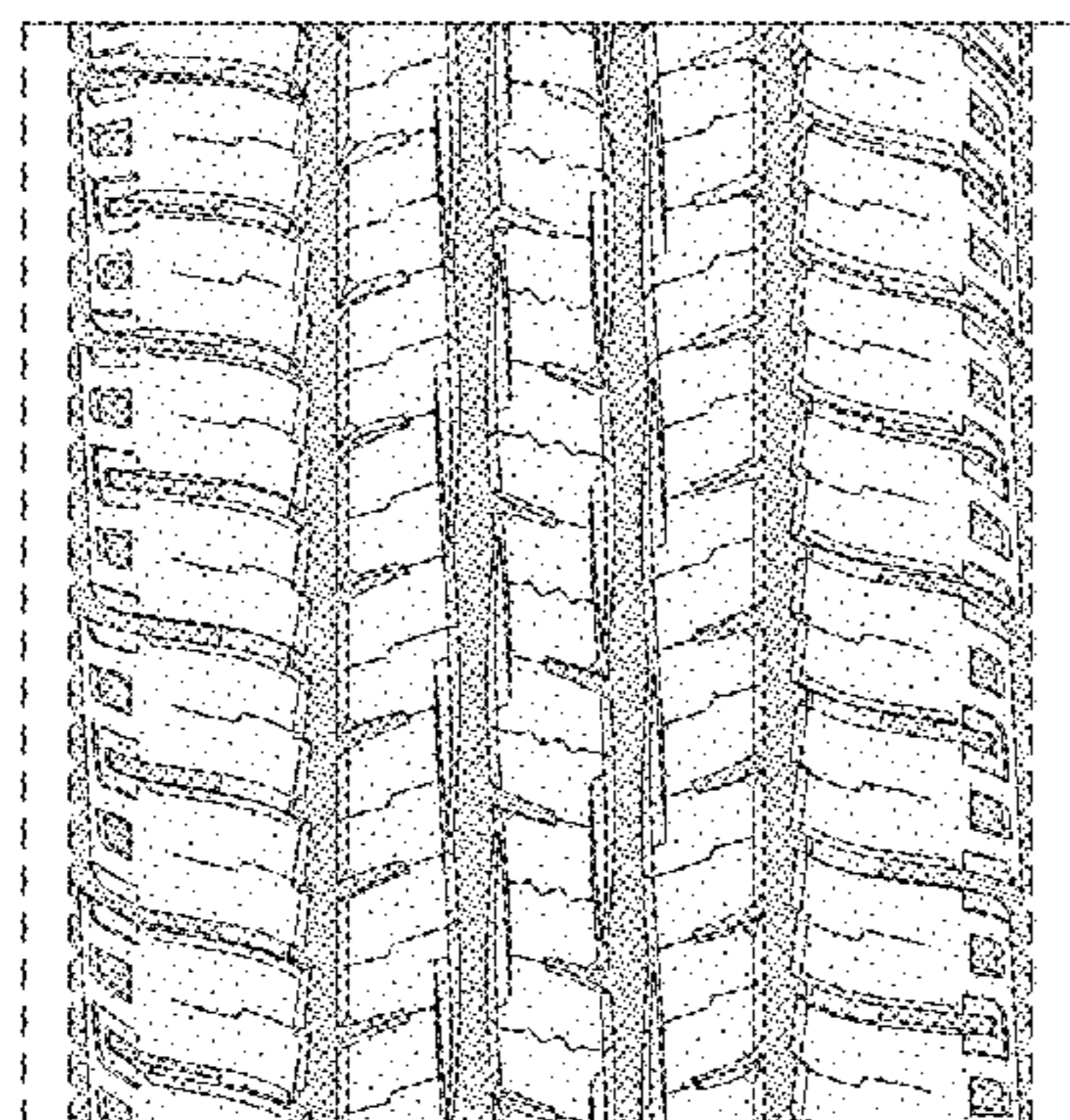
In the drawings, the broken lines immediately adjacent to the outer edges of the tire shoulder represent boundaries of the claim, and the broken lines depict environmental subject matter only and form no part of the claimed design.

1 Claim, 6 Drawing Sheets

(56) **References Cited**

U.S. PATENT DOCUMENTS

- D419,115 S 1/2000 Weber et al. D12/146
- D419,928 S 2/2000 Blankenship D12/147
- D421,584 S 3/2000 Lovell et al. D12/147
- D422,246 S 4/2000 Fierro et al. D12/146
- D426,178 S 6/2000 Weber et al. D12/146
- D455,997 S 4/2002 Fierro et al. D12/527
- D458,897 S 6/2002 Weber et al. D12/588
- D490,045 S 5/2004 Delu et al. D12/519
- D560,600 S 1/2008 Dixon et al. D12/588
- D583,310 S * 12/2008 Dixon D12/588
- D584,213 S 1/2009 Shinkai D12/519
- D585,364 S * 1/2009 Shondel D12/600
- D586,733 S 2/2009 Shinohara D12/588



(56)

References Cited

U.S. PATENT DOCUMENTS

D619,958 S	7/2010	Maxwell	D12/586
D639,234 S	6/2011	Reim	D12/588
D669,024 S *	10/2012	Oji	D12/590
D686,974 S	7/2013	Zhao	D12/589
D709,820 S	7/2014	Rohweder et al.	D12/586
D712,343 S	9/2014	Wakishima	D12/588
D713,325 S	9/2014	Maxwell et al.	
D713,330 S	9/2014	Tomida et al.	D12/588
D728,463 S *	5/2015	Lindner	D12/588
D736,697 S	8/2015	Leocadio et al.	D12/601
D756,295 S	5/2016	Pingenat et al.	D12/588
D756,900 S	5/2016	Kristen	D12/587
D757,641 S	5/2016	Kristen	D12/588
D758,288 S	6/2016	Kristen	D12/564
D758,957 S	6/2016	Kuriyama	D12/588
D761,196 S	7/2016	Dixon et al.	D12/601
D764,390 S	8/2016	Umstot et al.	D12/584
D764,392 S *	8/2016	Fu	D12/585
D780,678 S	3/2017	Maxwell et al.	D12/595
D792,322 S	7/2017	Taniguchi	D12/521
D792,839 S	7/2017	Maxwell et al.	D12/595
D815,589 S *	4/2018	Petr	D12/588
D819,555 S	6/2018	Schimmoeller, Jr.	D12/600
D822,585 S	7/2018	Wang et al.	D12/532
D822,588 S	7/2018	Skurich et al.	D12/600
D849,672 S *	5/2019	Wang	D12/588
D859,300 S *	9/2019	Shondel	D12/588
D863,213 S *	10/2019	Baranger	D12/587
D867,978 S *	11/2019	Davenport	D12/588

* cited by examiner

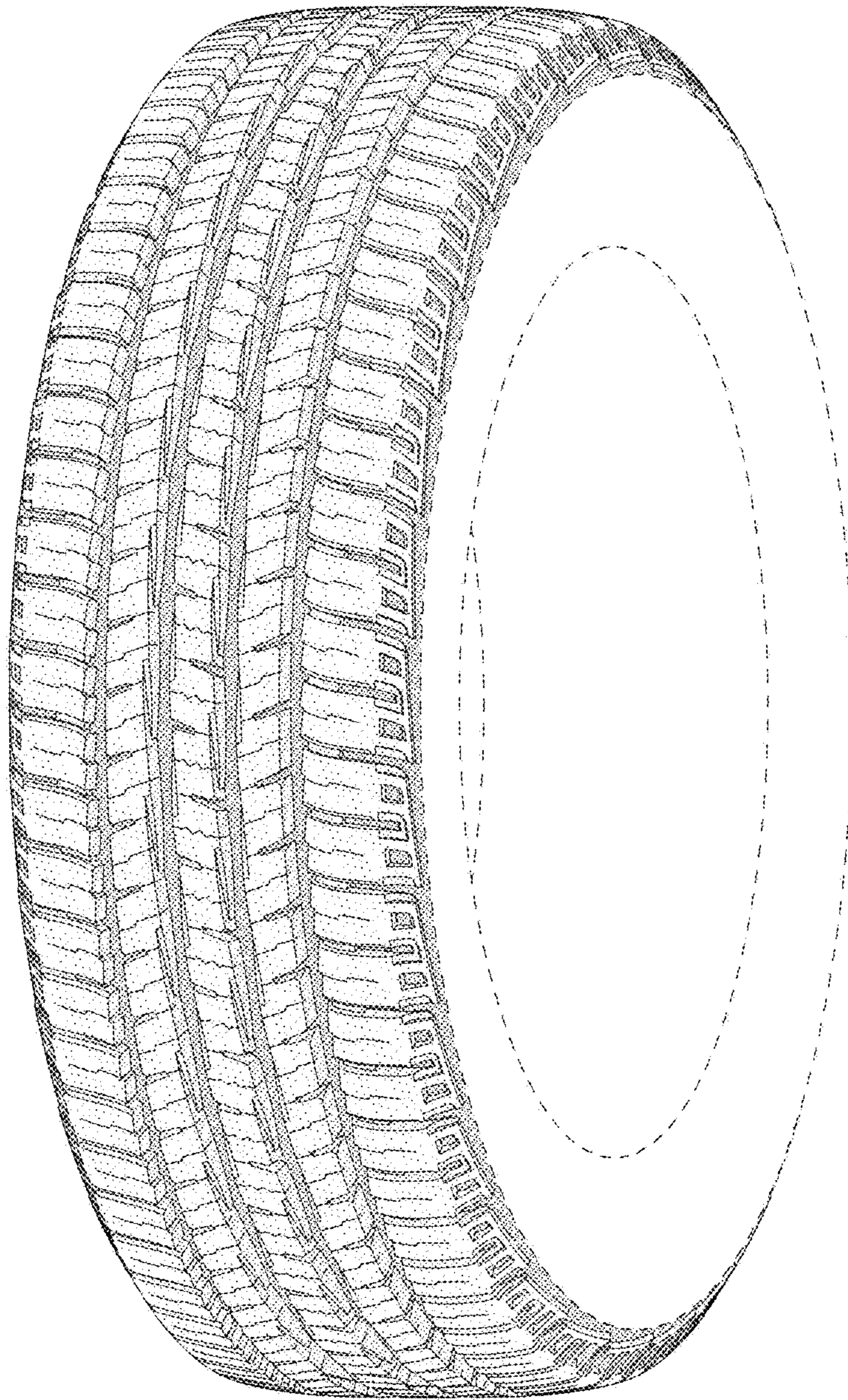


FIG - 1

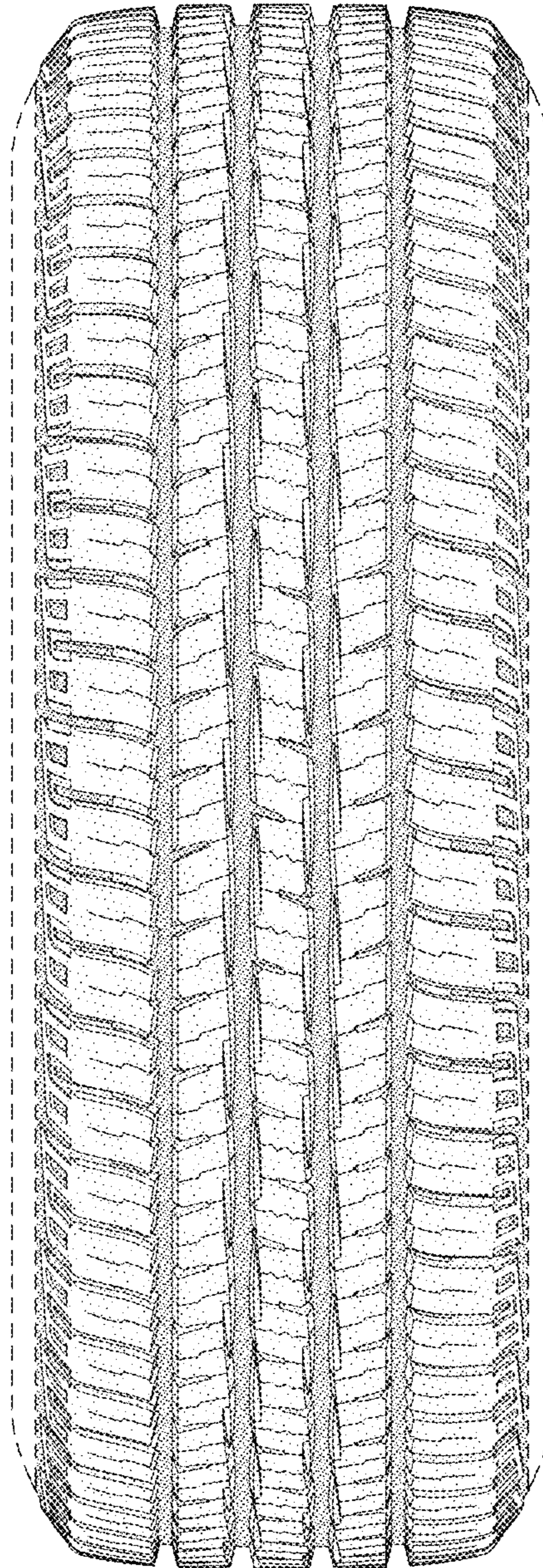


FIG - 2

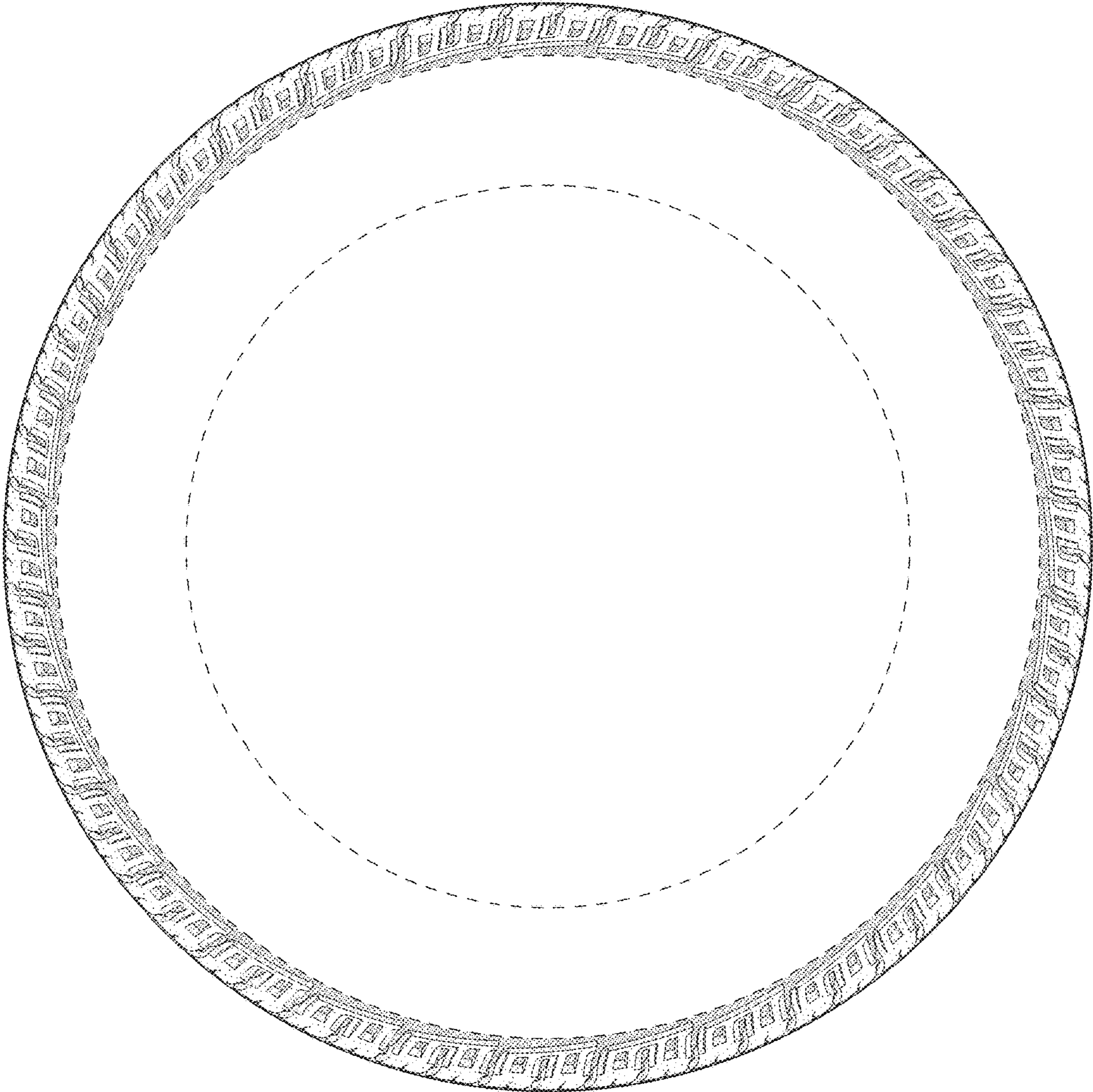


FIG - 3

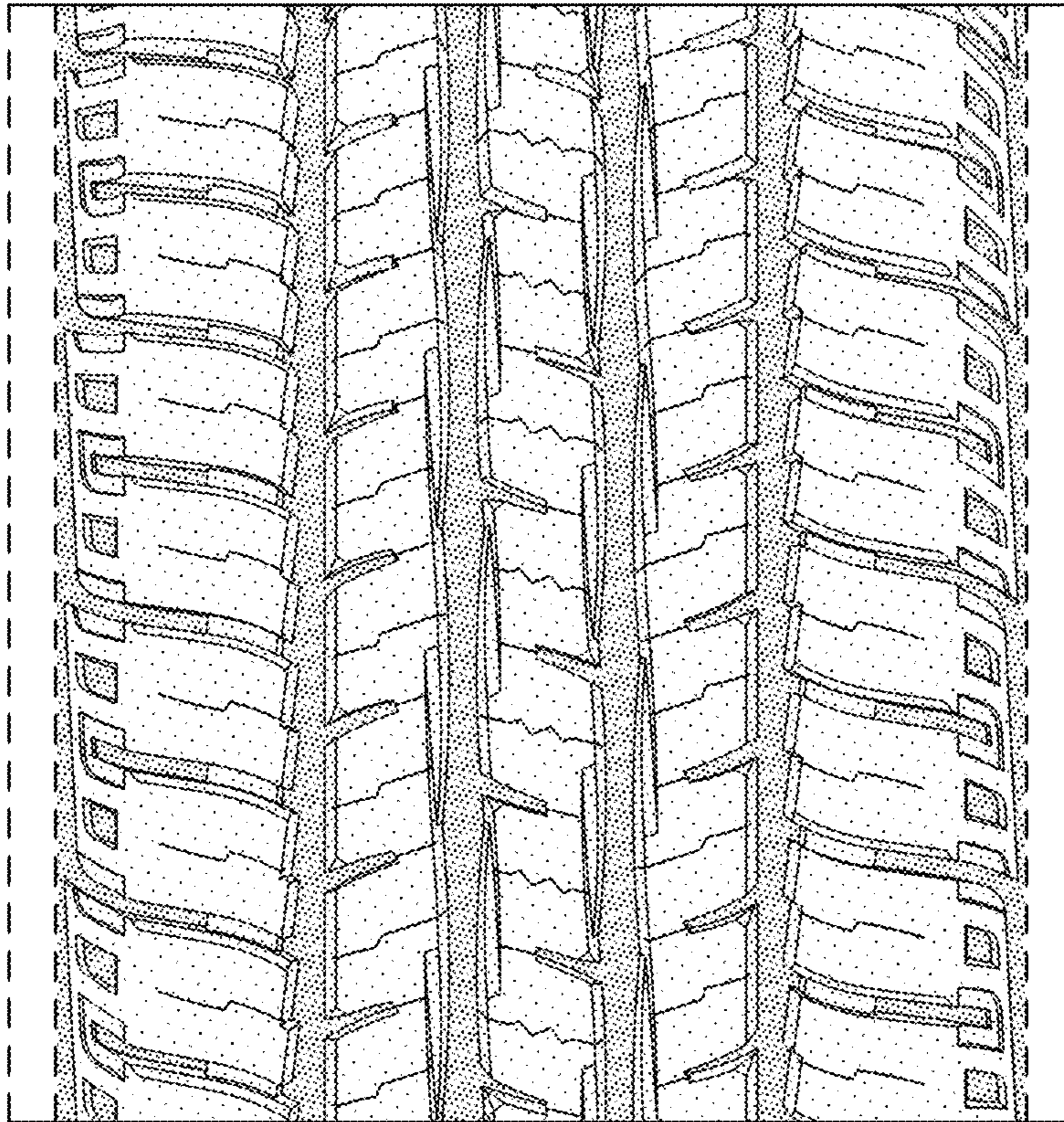


FIG - 4

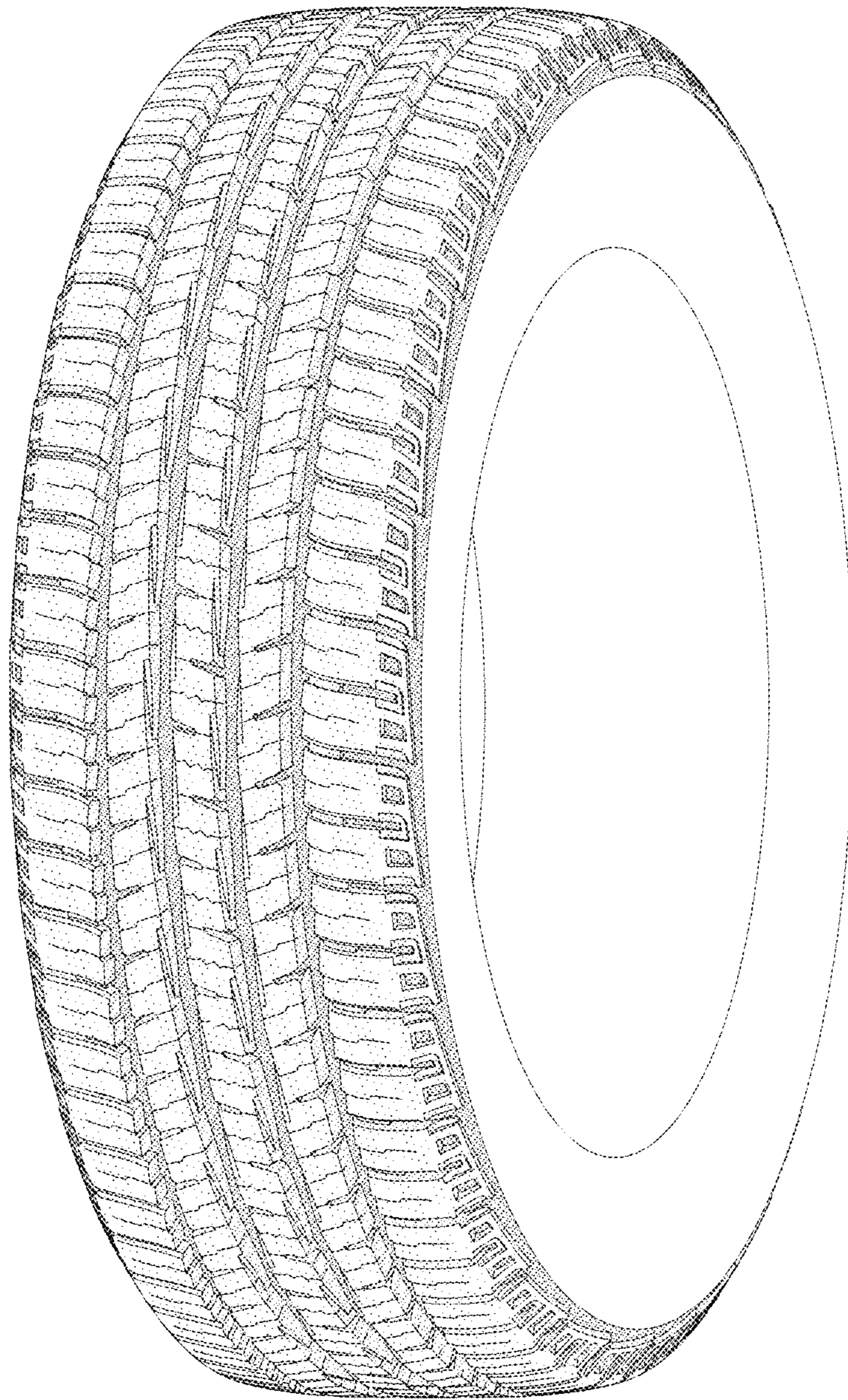


FIG - 5

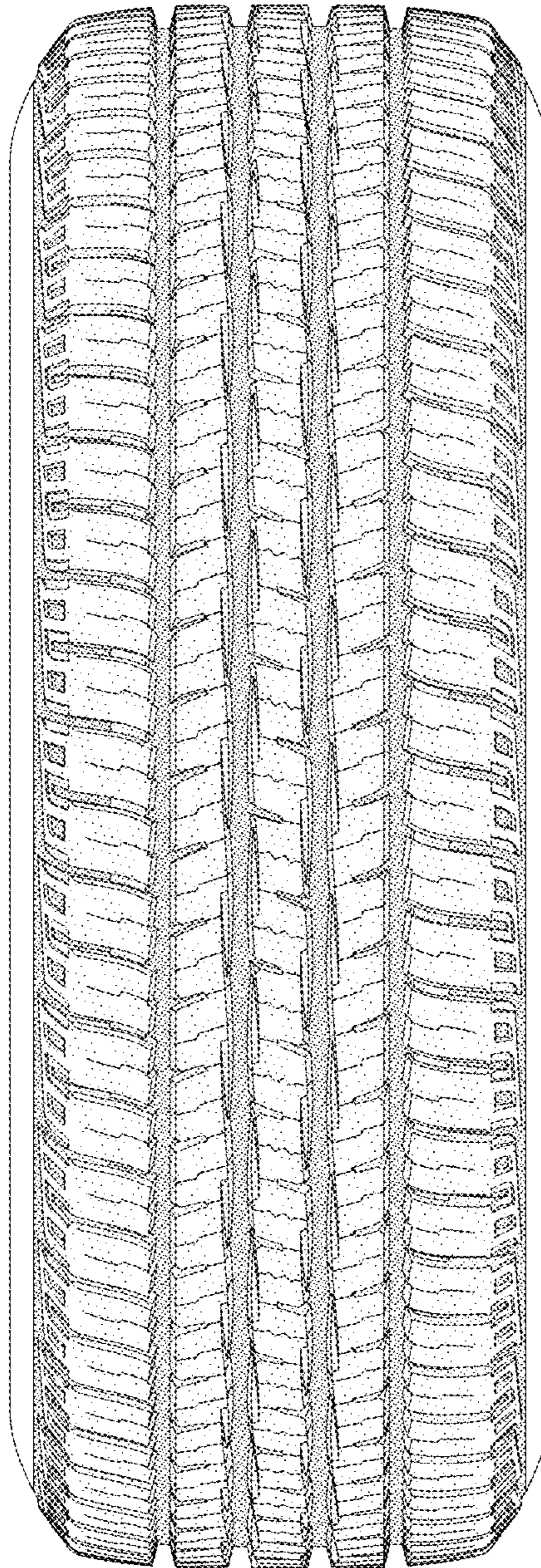


FIG - 6