



US00D886712S

(12) **United States Design Patent** (10) **Patent No.:** **US D886,712 S**
Davis et al. (45) **Date of Patent:** **** Jun. 9, 2020**

(54) **TIRE**

(71) Applicant: **The Goodyear Tire & Rubber Company**, Akron, OH (US)

(72) Inventors: **Christopher Byron Davis**, North Canton, OH (US); **Andrew John Norwood**, Fairlawn, OH (US)

(73) Assignee: **The Goodyear Tire & Rubber Company**, Akron, OH (US)

(**) Term: **15 Years**

(21) Appl. No.: **29/685,676**

(22) Filed: **Mar. 29, 2019**

(51) **LOC (12) Cl.** **12-15**

(52) **U.S. Cl.**
USPC **D12/579**

(58) **Field of Classification Search**
USPC D12/568–604
CPC Y10T 152/10027; B60C 1/0016; B60C 11/0306; B60C 11/0302; B60C 3/06; B60C 9/17
See application file for complete search history.

(56) **References Cited**

U.S. PATENT DOCUMENTS

D320,966 S	10/1991	Miller et al.	D12/147
D325,013 S	3/1992	Vaugh-Lindner et al. ..	D12/147
D328,883 S	8/1992	Scheuren	D12/147
D365,791 S	1/1996	Brown et al.	D12/146
D388,037 S	12/1997	Rohweder et al.	D12/147
D391,205 S	2/1998	Schad et al.	D12/147
D429,479 S	8/2000	Fierro et al.	D12/147
D498,208 S	11/2004	Cazin-Bourguignon et al.	D12/600
D516,013 S *	2/2006	Miller	D12/579
D516,999 S	3/2006	Miller et al.	D12/579
D517,000 S	3/2006	Allen et al.	D12/579
D520,939 S	5/2006	Allen et al.	D12/600

(Continued)

OTHER PUBLICATIONS

U.S. Appl. No. 29/660,434, filed Aug. 21, 2018, by Digman, et al, Goodyear.

(Continued)

Primary Examiner — Brandon M Rosati

Assistant Examiner — John A Voytek

(74) *Attorney, Agent, or Firm* — Robert N Lipsik

(57) **CLAIM**

The ornamental Design for a tire, as shown and described.

DESCRIPTION

FIG. 1 is a perspective view of a tire showing our new design, it being understood that the pattern repeats uniformly throughout the circumference of the tread;

FIG. 2 is a front elevational view thereof;

FIG. 3 is a right side elevational view thereof; the left side elevational view being identical thereto;

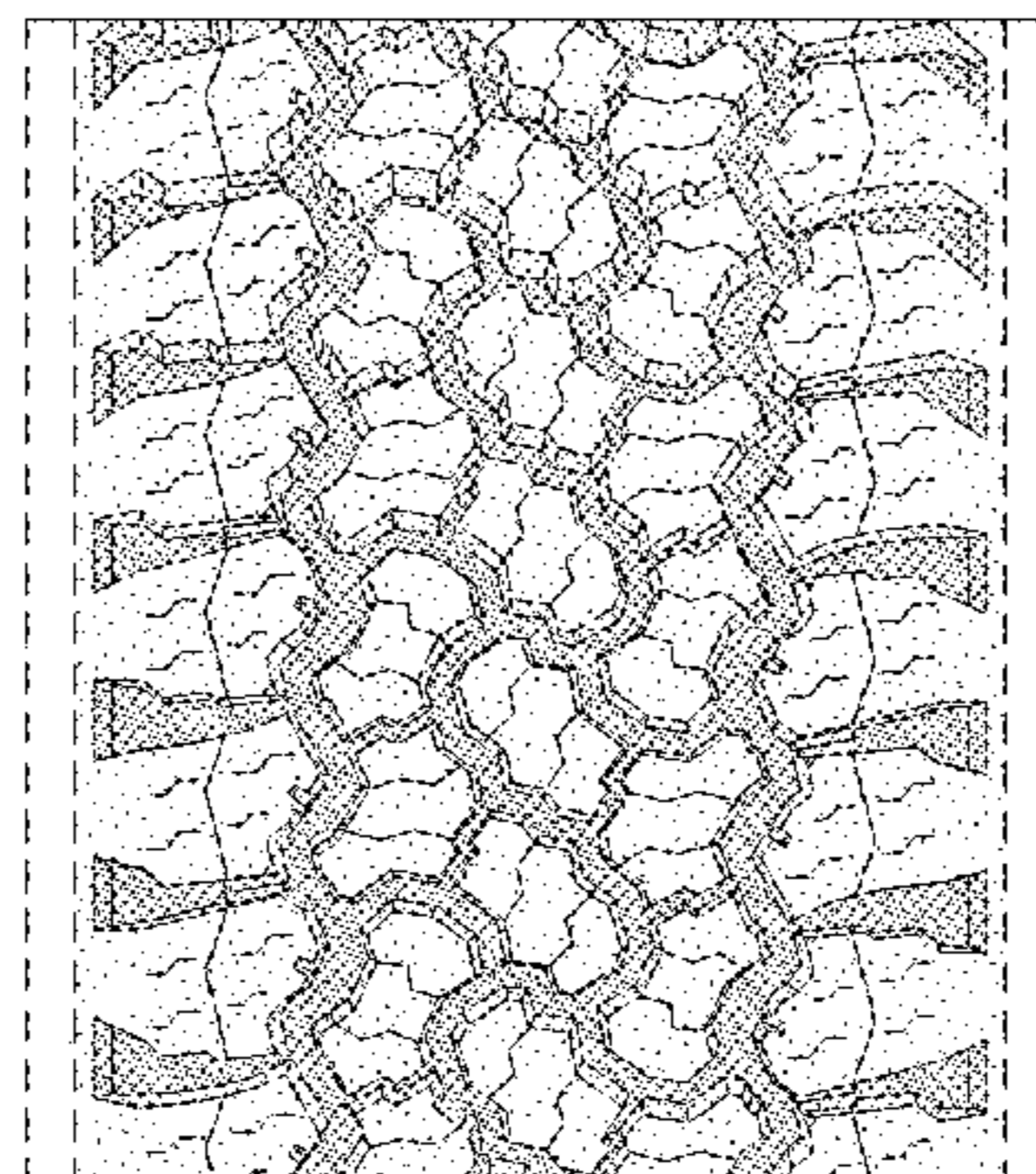
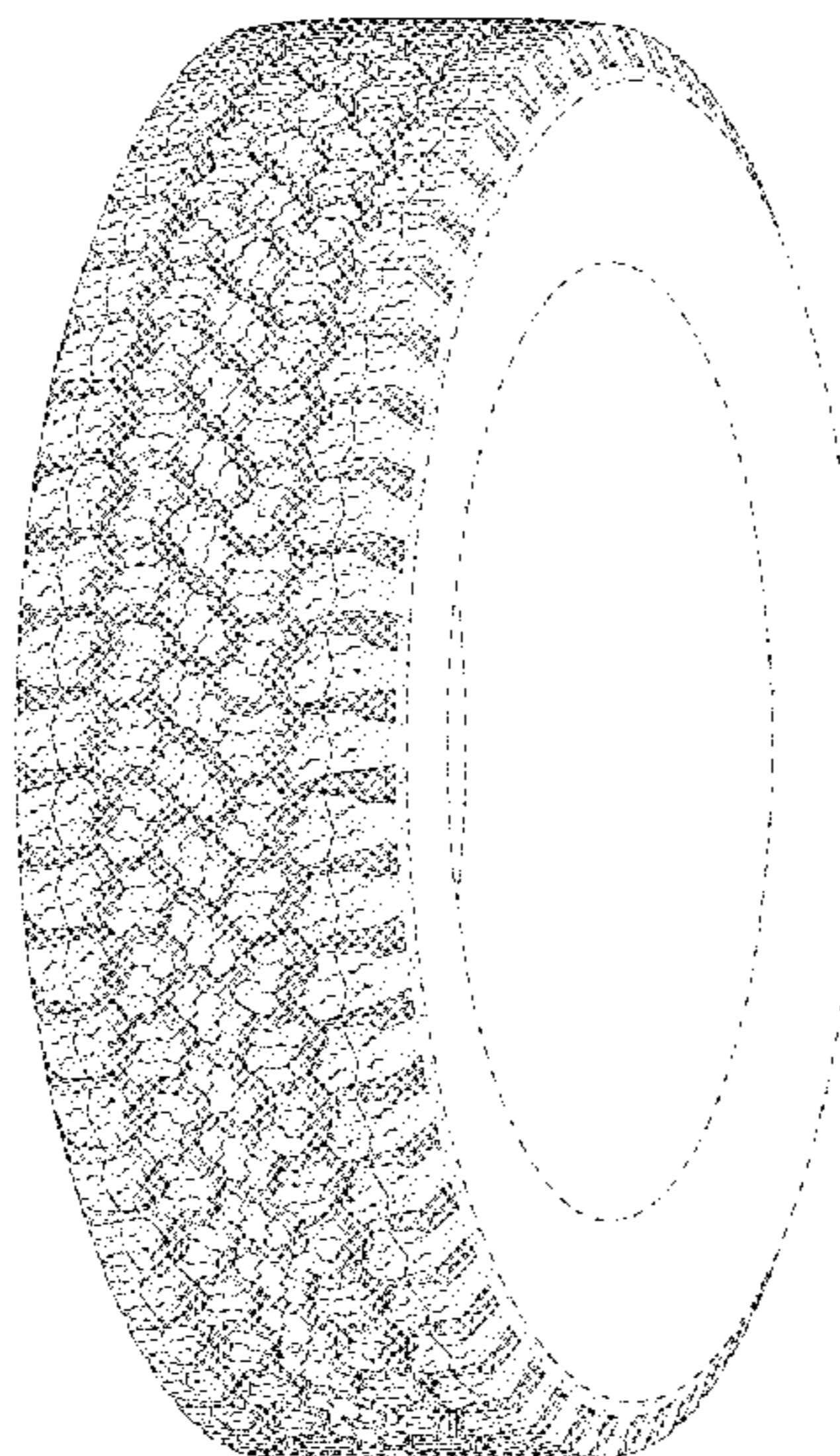
FIG. 4 is an enlarged fragmentary front elevational view thereof;

FIG. 5 is a perspective view of a second embodiment of a tire showing our new design, it being understood that the interior of the tire forms no part of the claim, that the pattern repeats uniformly throughout the circumference of the tread and that the opposite side view is identical thereto; and,

FIG. 6 is a front elevational view of a second embodiment, it being understood that an enlarged fragmentary view thereof would be substantially identical to that shown in FIG. 4, with the exception of the inclusion of the sidewall in the claim.

In the drawings, the broken lines immediately adjacent to the outer edges of the tire shoulder represent boundaries of the claim, and the broken lines depict environmental subject matter only and form no part of the claimed design.

1 Claim, 6 Drawing Sheets



(56)

References Cited

U.S. PATENT DOCUMENTS

D548,173 S 8/2007 Herbeuval et al. D12/579
 D551,160 S 9/2007 Hutz et al. D12/600
 D558,664 S 1/2008 Herbeuval et al. D12/579
 D591,225 S 4/2009 Ashton et al. D12/600
 D591,226 S 4/2009 Shondel et al. D12/600
 D601,947 S * 10/2009 Bonko D12/579
 D601,948 S * 10/2009 Bonko D12/579
 D638,352 S 5/2011 Osaka D12/579
 D642,512 S 8/2011 Jacobs D12/600
 D656,086 S * 3/2012 Herbeuval D12/579
 D662,464 S 6/2012 Dixon et al. D12/602
 D667,362 S 9/2012 Hughes et al. D12/579
 D667,367 S 9/2012 Bonko et al. D12/600
 D667,368 S 9/2012 Bonko et al. D12/600
 D682,190 S 5/2013 Uphouse et al. D12/600
 D713,328 S 9/2014 Umstot et al. D12/579
 D713,329 S * 9/2014 Dixon D12/579
 D735,120 S 7/2015 Oberlin et al. D12/594
 D748,047 S * 1/2016 Schuessler D12/594
 D763,781 S * 8/2016 Ashton D12/579
 D771,557 S 11/2016 Leocadio et al. D12/594
 D773,980 S * 12/2016 Takahashi D12/579
 D802,523 S * 11/2017 Uphouse D12/579

D805,462 S * 12/2017 Dixon D12/579
 D818,424 S * 5/2018 Podlovits D12/579
 D828,287 S * 9/2018 Hoshino D12/579
 D841,568 S * 2/2019 Wada D12/579
 D843,927 S 3/2019 Canankamp et al. D12/600
 D845,886 S * 4/2019 Shondel D12/579
 D845,887 S * 4/2019 Shondel D12/580
 D855,556 S * 8/2019 Shondel D12/579
 D867,976 S * 11/2019 Yoshida D12/579

OTHER PUBLICATIONS

U.S. Appl. No. 29/667,093, filed Oct. 18, 2018, by Davis, et al.,
 Goodyear.
 U.S. Appl. No. 29/669,253, filed Nov. 7, 2018, by Digman, et al.,
 Goodyear.
 U.S. Appl. No. 29/669,458, filed Nov. 8, 2018, by Shondel, et al.,
 Goodyear.
 U.S. Appl. No. 29/673,156, filed Dec. 12, 2018, by Digman, et al.,
 Goodyear.
 U.S. Appl. No. 29/676,523, filed Jan. 11, 2019, by Davis, et al.,
 Goodyear.
 U.S. Appl. No. 29/676,534, filed Jan. 11, 2019, by Davis, et al.,
 Goodyear.

* cited by examiner

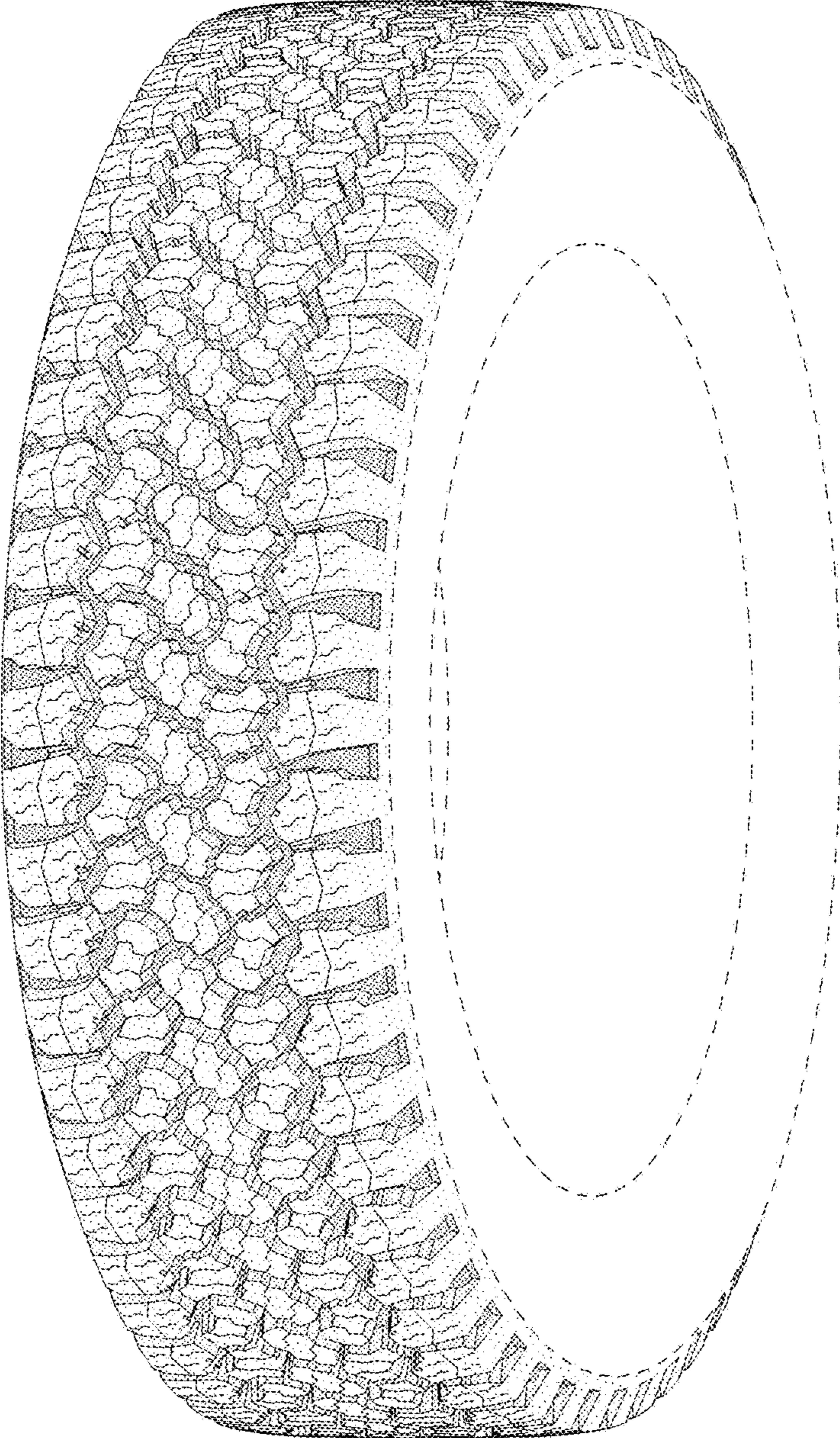


FIG - 1

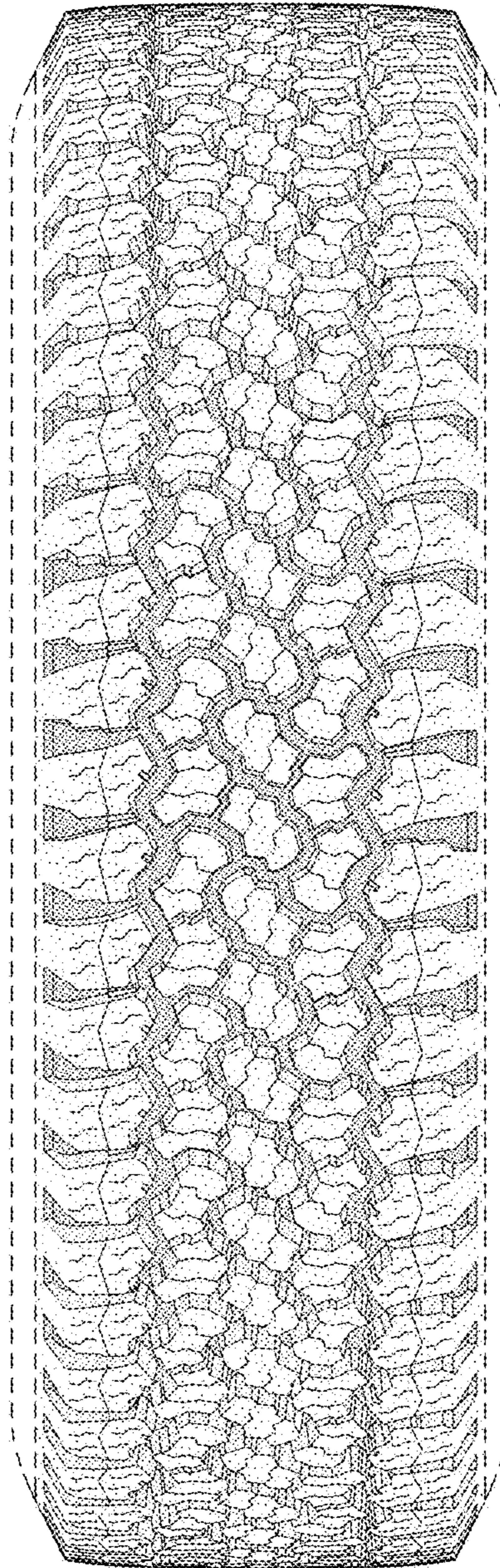


FIG - 2

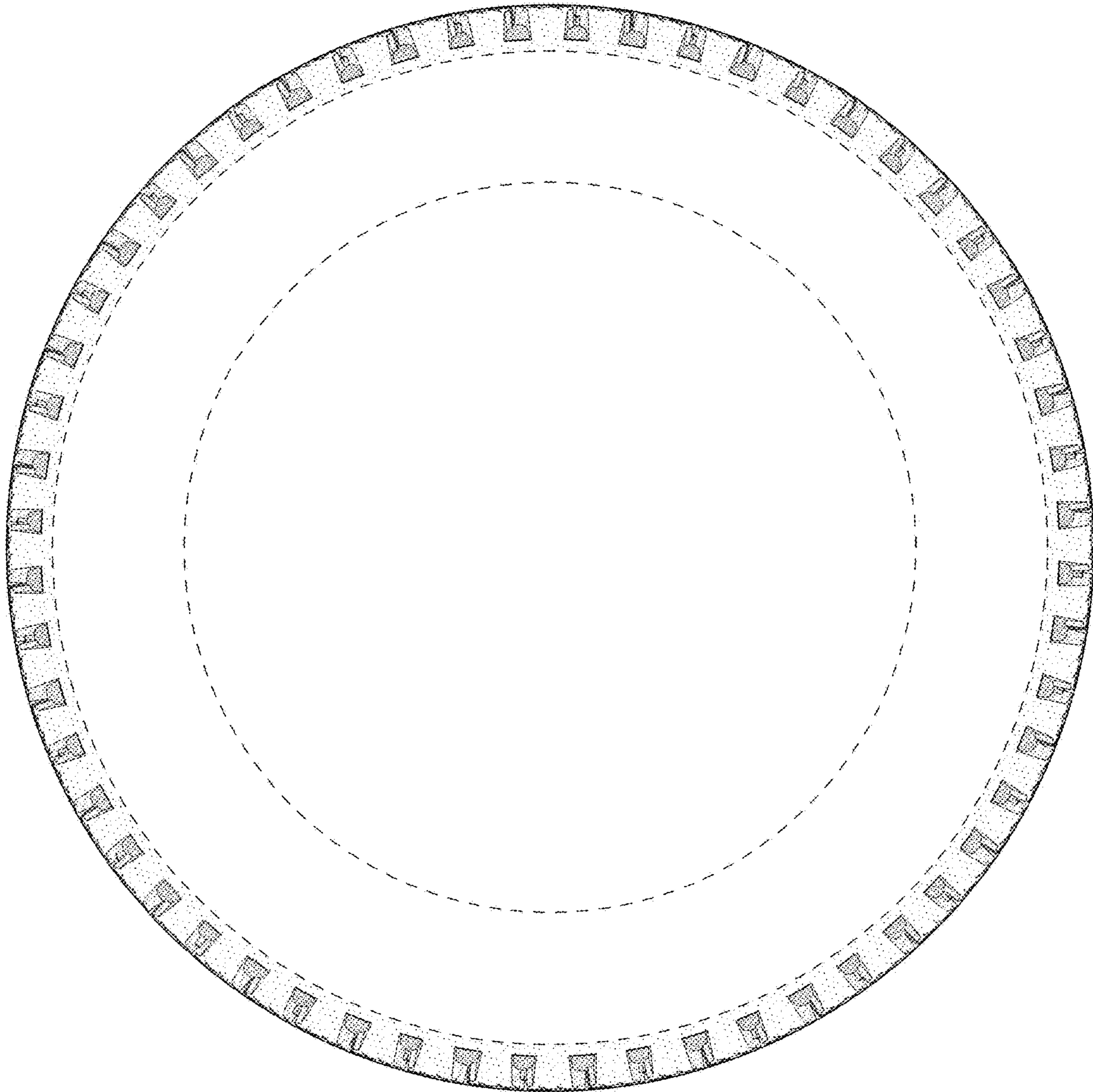


FIG - 3

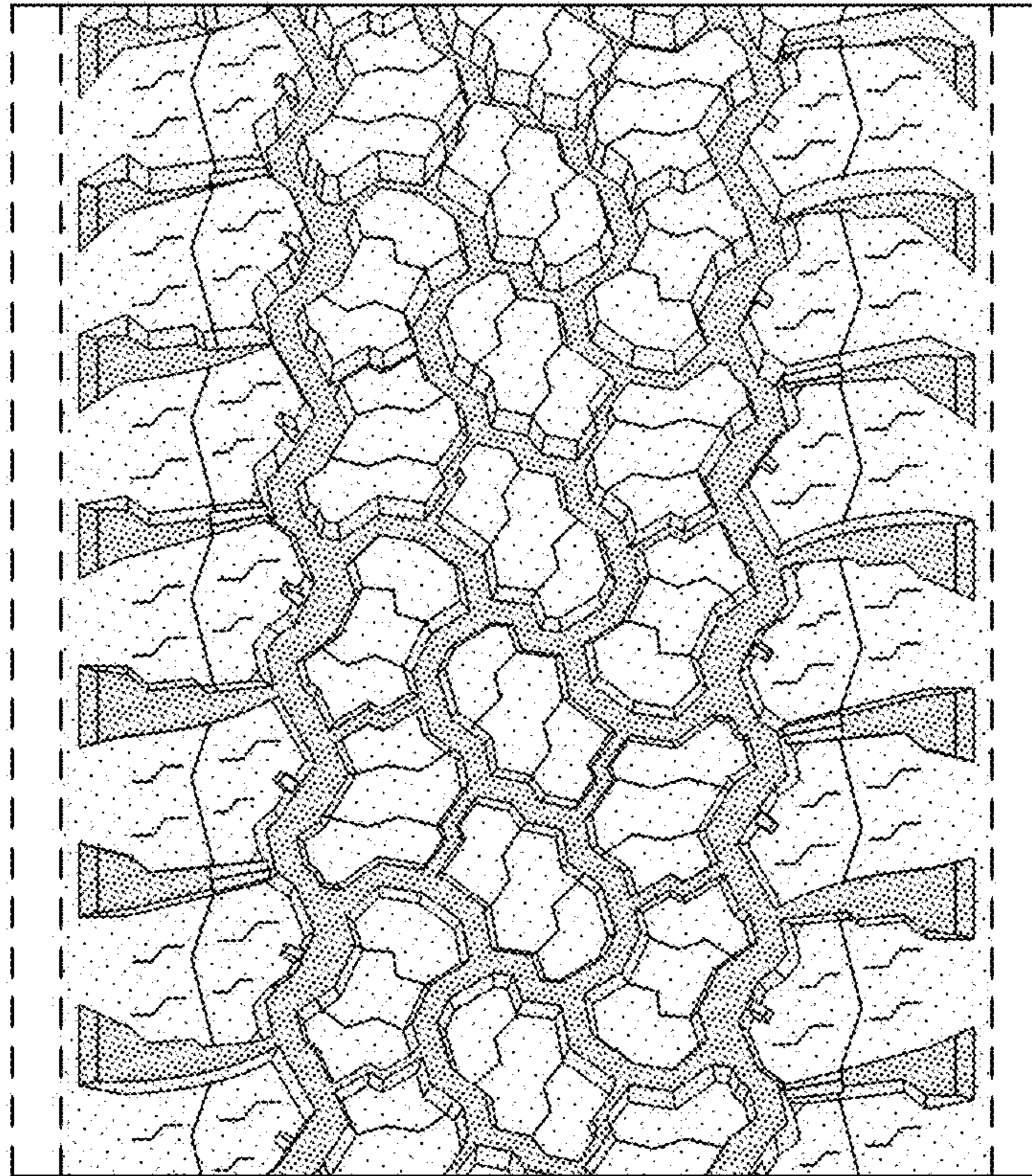


FIG - 4

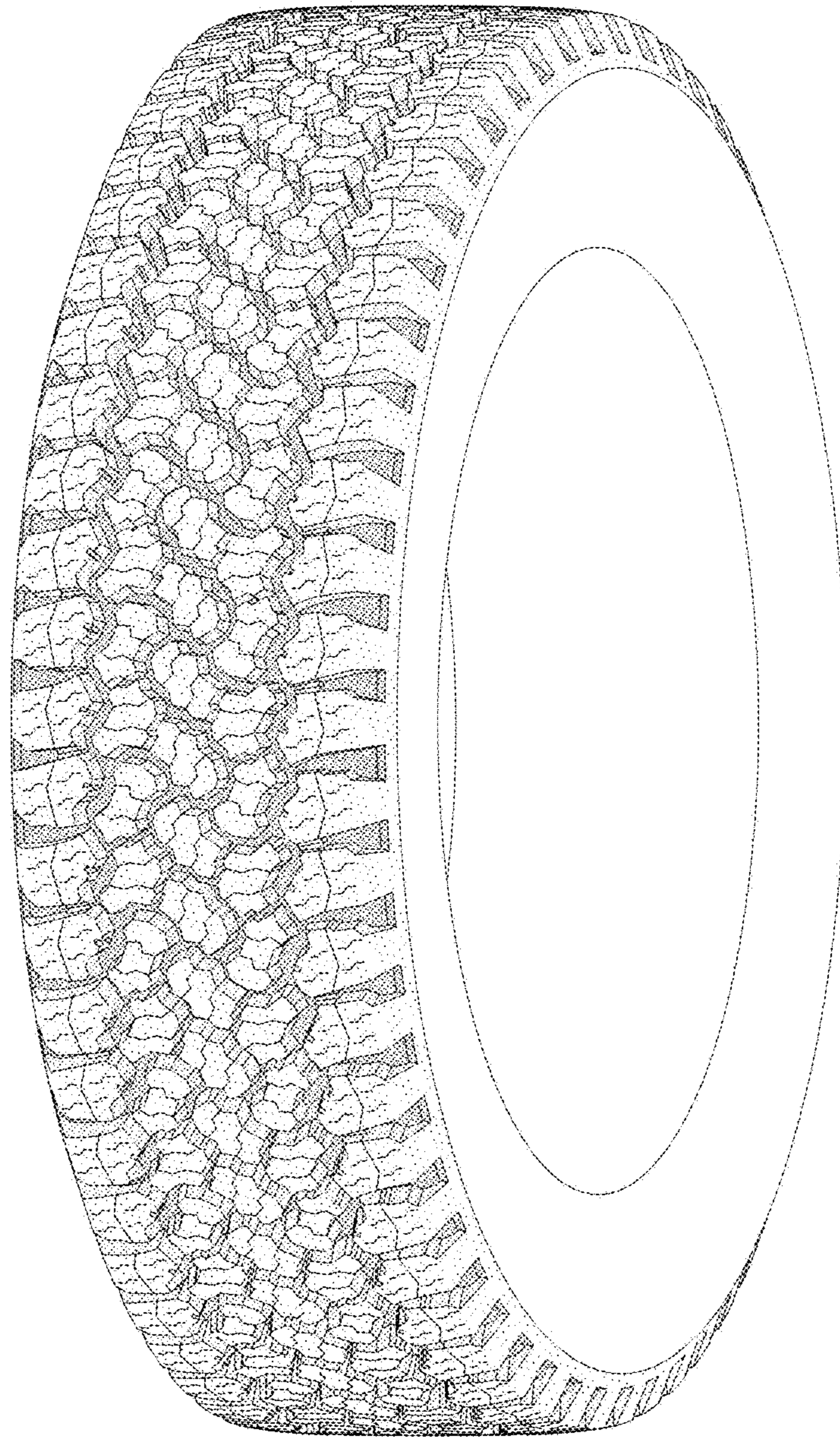


FIG - 5

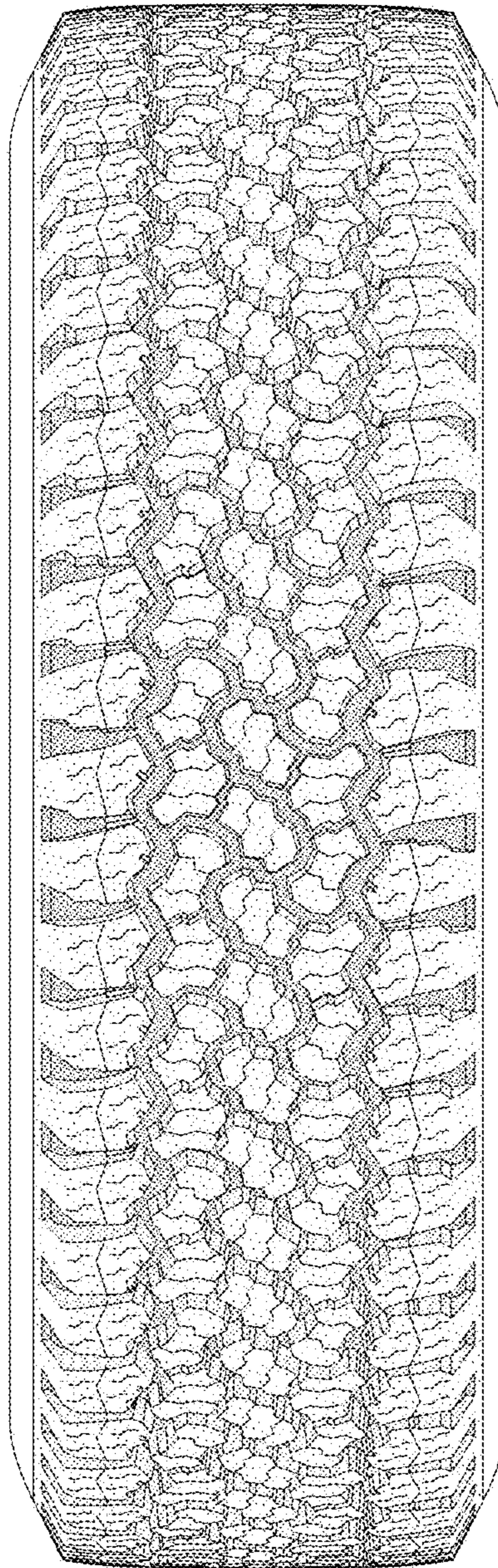


FIG - 6