



US00D886711S

(12) **United States Design Patent**  
**Geng et al.**

(10) **Patent No.:** **US D886,711 S**

(45) **Date of Patent:** **\*\* Jun. 9, 2020**

- (54) **ALL-TERRAIN VEHICLE TIRE**
- (71) Applicant: **HEBEI WANDA TYRE CO., LTD,**  
Xingtai (CN)
- (72) Inventors: **Peng Geng,** Xingtai (CN); **Zhili Lai,**  
Xingtai (CN)
- (73) Assignee: **HEBEI WANDA TYRE CO., LTD,**  
Xingtai (CN)

D571,714 S *	6/2008	Ohigashi	.....	D12/579
D590,329 S *	4/2009	Lo	.....	D12/579
D591,219 S *	4/2009	Ohigashi	.....	D12/544
D699,664 S *	2/2014	Lo	.....	D12/544
D701,824 S *	4/2014	Lo	.....	D12/544
D733,644 S *	7/2015	Green	.....	D12/604
D845,878 S *	4/2019	Geng	.....	D12/544
D864,099 S *	10/2019	Geng	.....	D12/579
D880,403 S *	4/2020	Geng	.....	D12/571
D880,405 S *	4/2020	Geng	.....	D12/579

\* cited by examiner

- (\*\*) Term: **15 Years**
- (21) Appl. No.: **29/675,851**
- (22) Filed: **Jan. 5, 2019**

*Primary Examiner* — Lakiya G Rogers  
*Assistant Examiner* — John A Voytek  
 (74) *Attorney, Agent, or Firm* — Bayramoglu Law Office  
 LLC

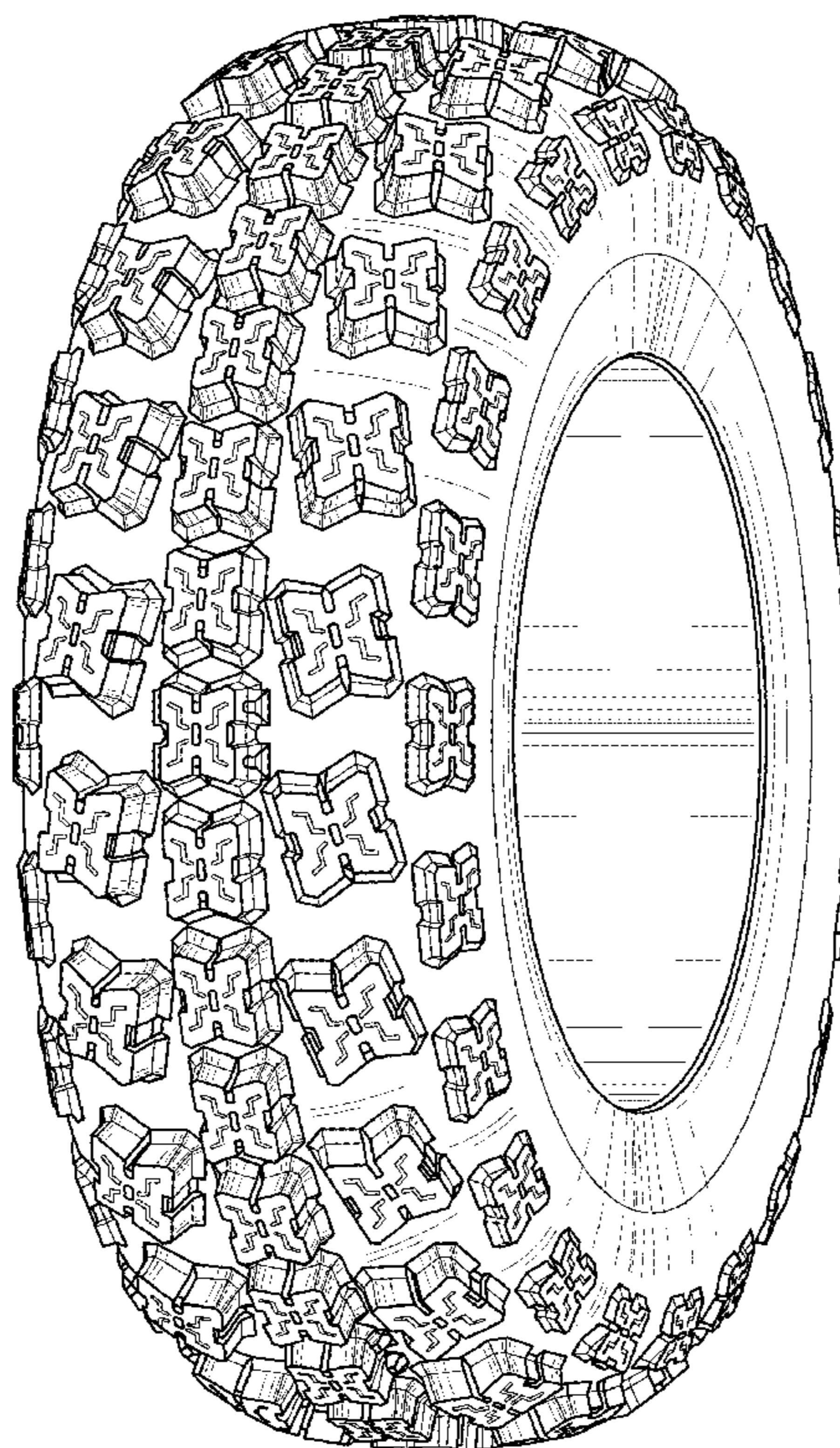
- (30) **Foreign Application Priority Data**  
 Jul. 10, 2018 (CN) ..... 2018 3 0370739
- (51) **LOC (12) Cl.** ..... **12-15**
- (52) **U.S. Cl.**  
 USPC ..... **D12/544**
- (58) **Field of Classification Search**  
 USPC ..... D12/533–567, 604  
 CPC ..... Y10T 152/10027; B60C 1/0016; B60C  
 11/0306; B60C 11/0302; B60C 3/06;  
 B60C 9/17  
 See application file for complete search history.

(57) **CLAIM**  
 The ornamental design for all-terrain vehicle tire, as shown  
 and described.

- (56) **References Cited**  
 U.S. PATENT DOCUMENTS  
 D549,162 S \* 8/2007 Gerasimczuk ..... D12/579  
 D558,133 S \* 12/2007 Gerasimczuk ..... D12/536

**DESCRIPTION**  
 FIG. 1 is a perspective view of all-terrain vehicle tire,  
 showing my new design;  
 FIG. 2 is a front view thereof;  
 FIG. 3 is a left view thereof;  
 FIG. 4 is a partial enlarged view of FIG. 2;  
 FIG. 5 is a partial enlarged view of FIG. 3; and,  
 FIG. 6 is a cross-section view taken along the line A-A in  
 FIG. 2.  
 The broken lines indicating an enlargement portion of the  
 design form no part of the claimed design.

**1 Claim, 6 Drawing Sheets**



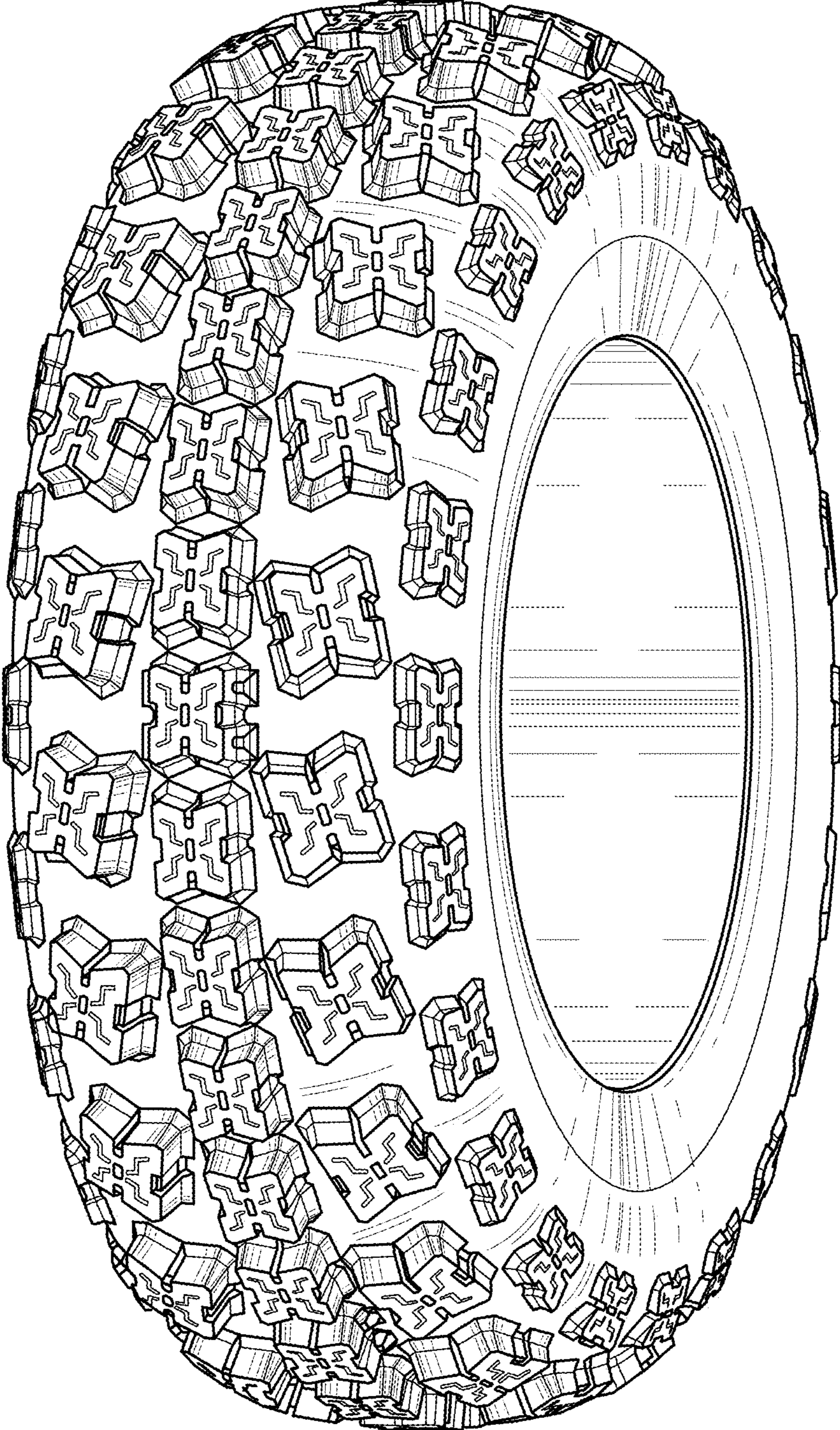


FIG. 1

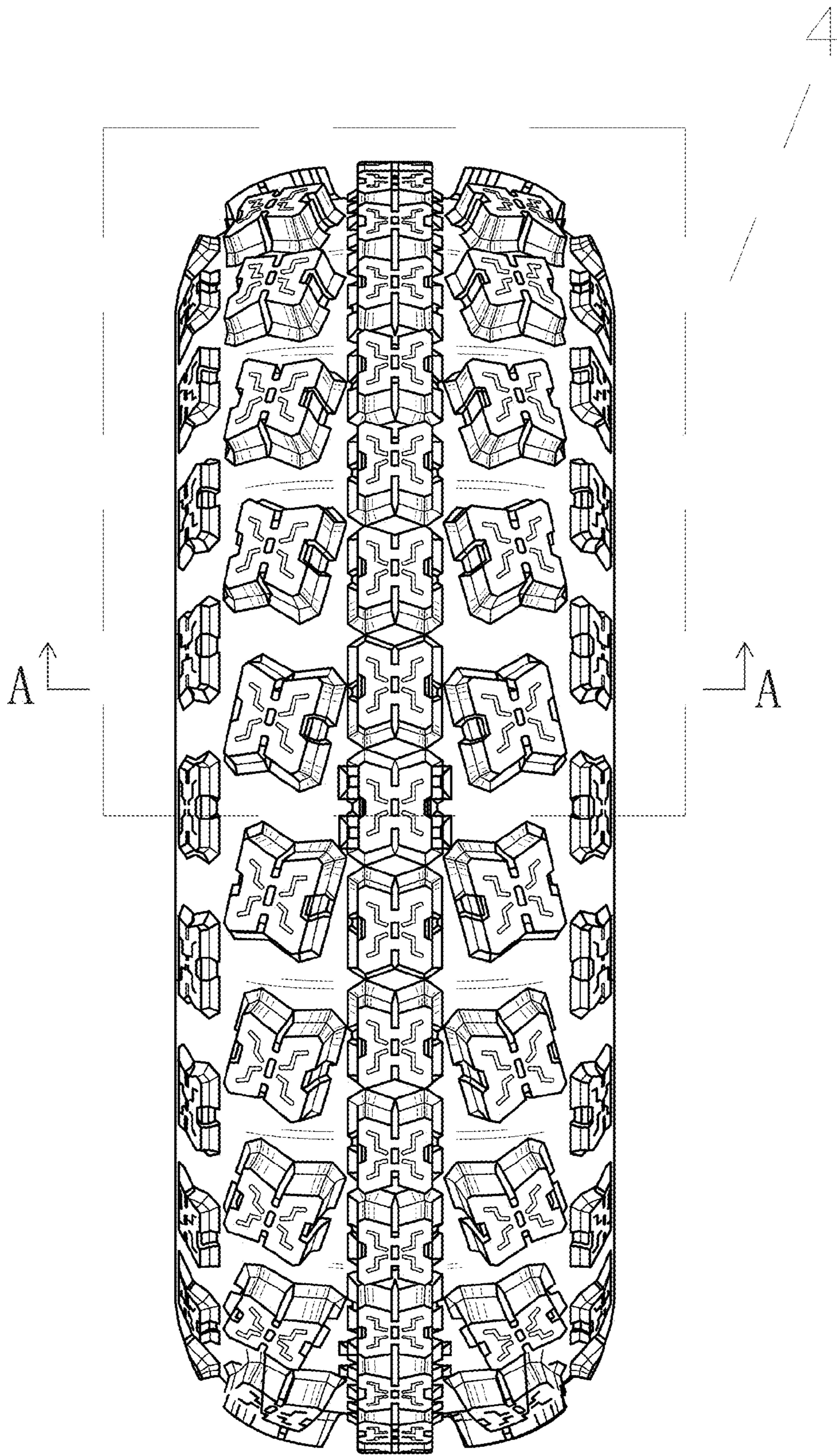


FIG. 2

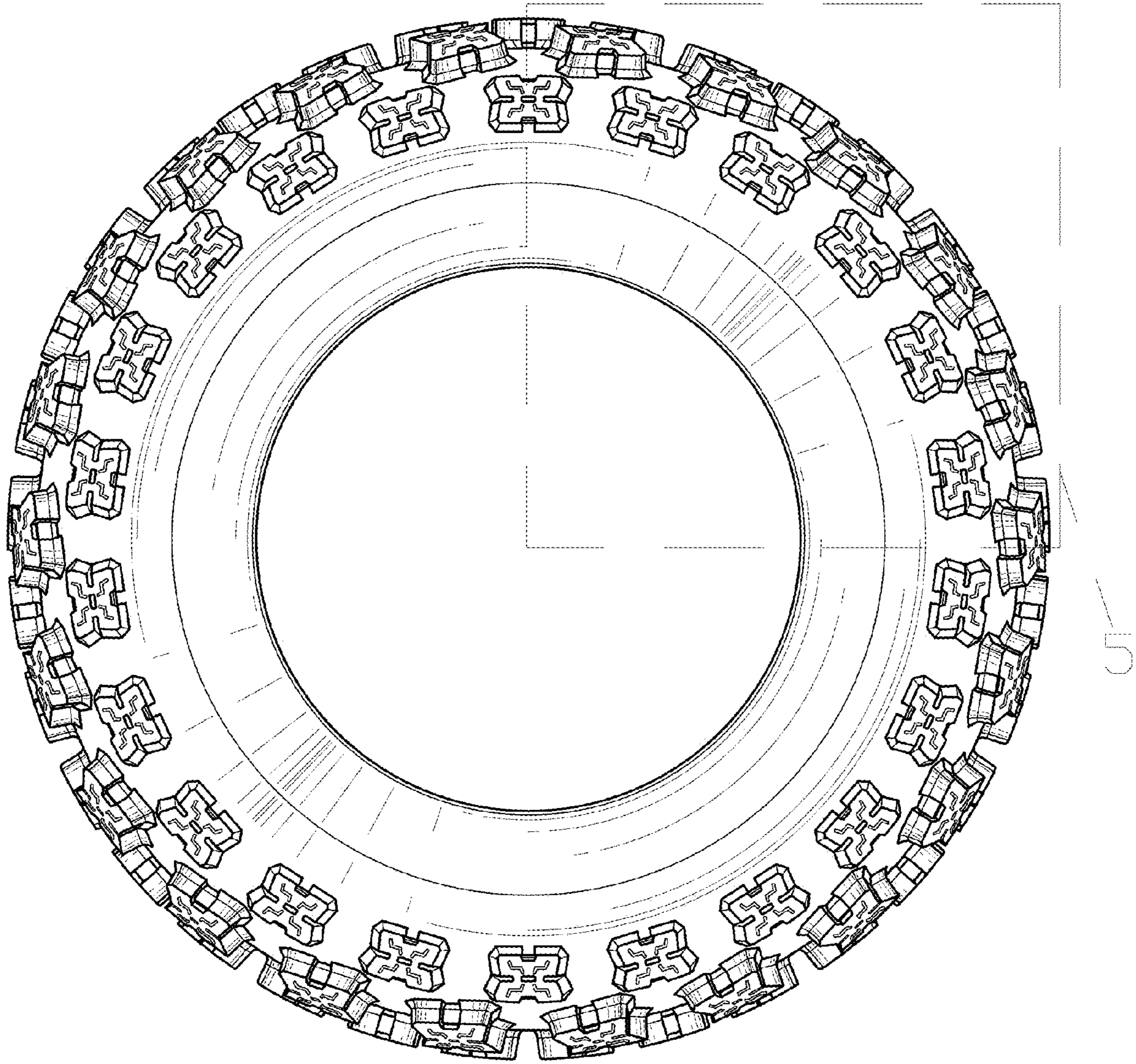


FIG. 3




FIG. 4

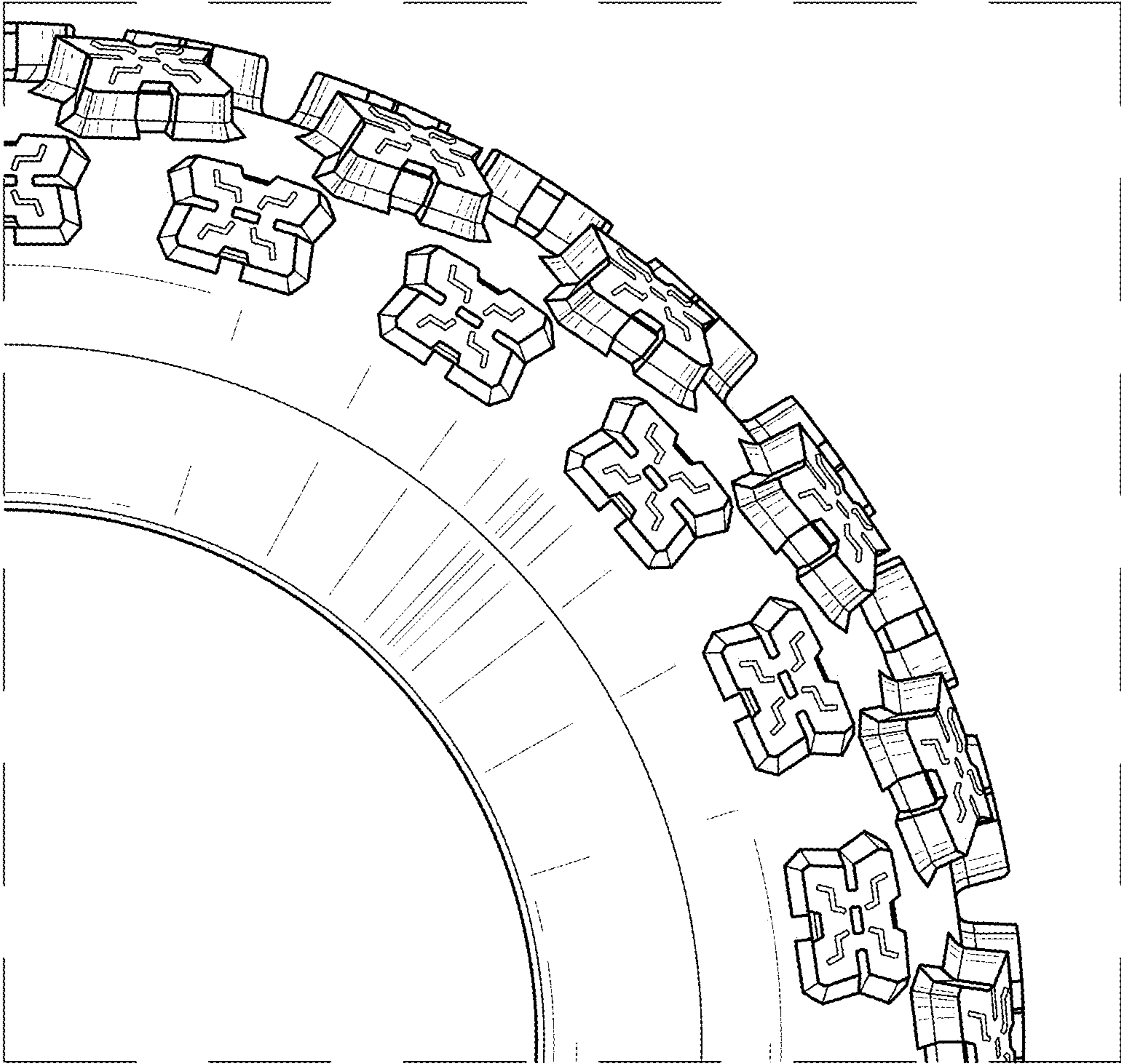


FIG. 5

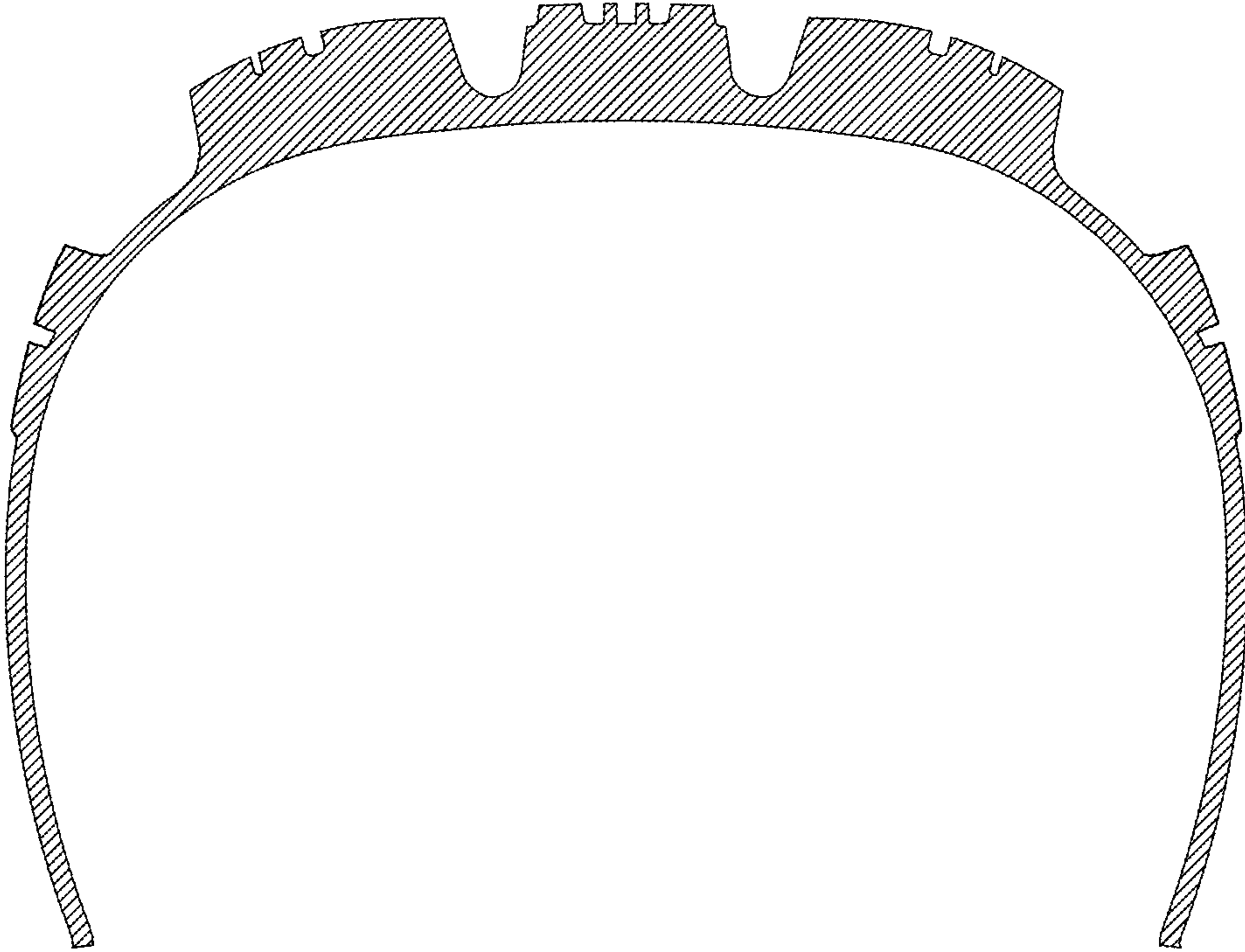


FIG. 6