



US00D886709S

(12) **United States Design Patent**
Wang et al.

(10) **Patent No.:** **US D886,709 S**

(45) **Date of Patent:** **** Jun. 9, 2020**

(54) **TIRE**

(71) Applicant: **Shandong Linglong Tyre Co., Ltd.**,
Zhaoyuan (CN)

(72) Inventors: **Feng Wang**, Zhaoyuan (CN); **Yanhui Sun**, Heze (CN); **Lei Teng**, Zhaoyuan (CN); **Yan Cong**, Zhaoyuan (CN)

(**) Term: **15 Years**

(21) Appl. No.: **29/661,370**

(22) Filed: **Aug. 27, 2018**

(51) **LOC (12) Cl.** **12-15**

(52) **U.S. Cl.**
USPC **D12/521**

(58) **Field of Classification Search**
USPC D12/519, 520, 521, 522, 523, 526, 527,
D12/528, 531, 532, 604
CPC B60C 11/0304
See application file for complete search history.

(56) **References Cited**

U.S. PATENT DOCUMENTS

D561,682 S *	2/2008	Ohki	D12/519
D606,002 S *	12/2009	Yamakawa	D12/519
D686,141 S *	7/2013	Miyazaki	D12/531
D710,291 S *	8/2014	Mosko	D12/519
D731,955 S *	6/2015	Zhao	D12/519
D733,036 S *	6/2015	Kuwano	D12/521
D743,872 S *	11/2015	Huang	D12/519

D744,406 S *	12/2015	Bosch Alsina	D12/521
D747,678 S *	1/2016	Ma	D12/521
D761,717 S *	7/2016	Fu	D12/521
D789,278 S *	6/2017	Shondel	D12/519
D789,279 S *	6/2017	Hayashi	D12/523
D789,872 S *	6/2017	Schoepner	D12/521
D795,164 S *	8/2017	Philipot	D12/521
D795,791 S *	8/2017	Zhang	D12/521
D806,003 S *	12/2017	Pribula	D12/521
D821,293 S *	6/2018	Hayashi	D12/532
D825,439 S *	8/2018	Tikka	D12/519
D828,280 S *	9/2018	Tae Min	D12/519
D830,955 S *	10/2018	Yamaoka	D12/521
D830,956 S *	10/2018	Mishima	D12/521
D844,543 S *	4/2019	Lamb	D12/528
D844,544 S *	4/2019	Hayashi	D12/528
D860,919 S *	9/2019	Tanaka	D12/521

* cited by examiner

Primary Examiner — Robert M. Spear
(74) *Attorney, Agent, or Firm* — W&K IP

(57) **CLAIM**

The ornamental design for a tire, as shown and described.

DESCRIPTION

FIG. 1 is perspective view of a tire;
FIG. 2 is another perspective view thereof;
FIG. 3 is a front view thereof;
FIG. 4 is a left side view thereof;
FIG. 5 is a right side view thereof; and,
FIG. 6 is a detailed view thereof.

1 Claim, 6 Drawing Sheets






FIG. 1



FIG.2




FIG.3




FIG.4




FIG.5




FIG.6