



US00D886699S

(12) **United States Design Patent** (10) **Patent No.:** **US D886,699 S**
Xu (45) **Date of Patent:** **** Jun. 9, 2020**

(54) **SILICONE LICENSE PLATE FRAME**
(71) Applicant: **Fuzhou Huodan Electronic Technology Co., Ltd., Fuzhou (CN)**

D739,800 S 9/2015 Spencer et al.
D780,651 S 3/2017 Spencer et al.
D818,917 S * 5/2018 Addy D12/193
D824,307 S * 7/2018 Spencer D12/193
D833,352 S * 11/2018 Reshetnyak D12/193

(72) Inventor: **Yixuan Xu, Shenzhen (CN)**

OTHER PUBLICATIONS

(**) Term: **15 Years**

Aujen Silicone License Plate Frame, 2 PCS License Plate Holder, Universal American Auto Black License Plate Frame Rust-Proof, Rattle-Proof, Weather-Proof, <https://www.amazon.com/dp/B07YZFM2FQ>; Date First Available Oct. 11, 2019.

(21) Appl. No.: **29/725,542**

(22) Filed: **Feb. 26, 2020**

(51) **LOC (12) Cl.** **12-16**

* cited by examiner

(52) **U.S. Cl.**
USPC **D12/193**

Primary Examiner — Natasha Vujcic

(58) **Field of Classification Search**
USPC D12/193; D6/300, 301, 302, 310, 311,
D6/312, 313, 314; D20/13
CPC B60R 13/10; B60R 13/105; B60R 19/24;
B60R 19/52

(74) *Attorney, Agent, or Firm* — KA Filing LLC; Wayne V. Harper

See application file for complete search history.

(57) **CLAIM**

(56) **References Cited**

I claim the ornamental design for a silicone license plate frame, as shown and described.

U.S. PATENT DOCUMENTS

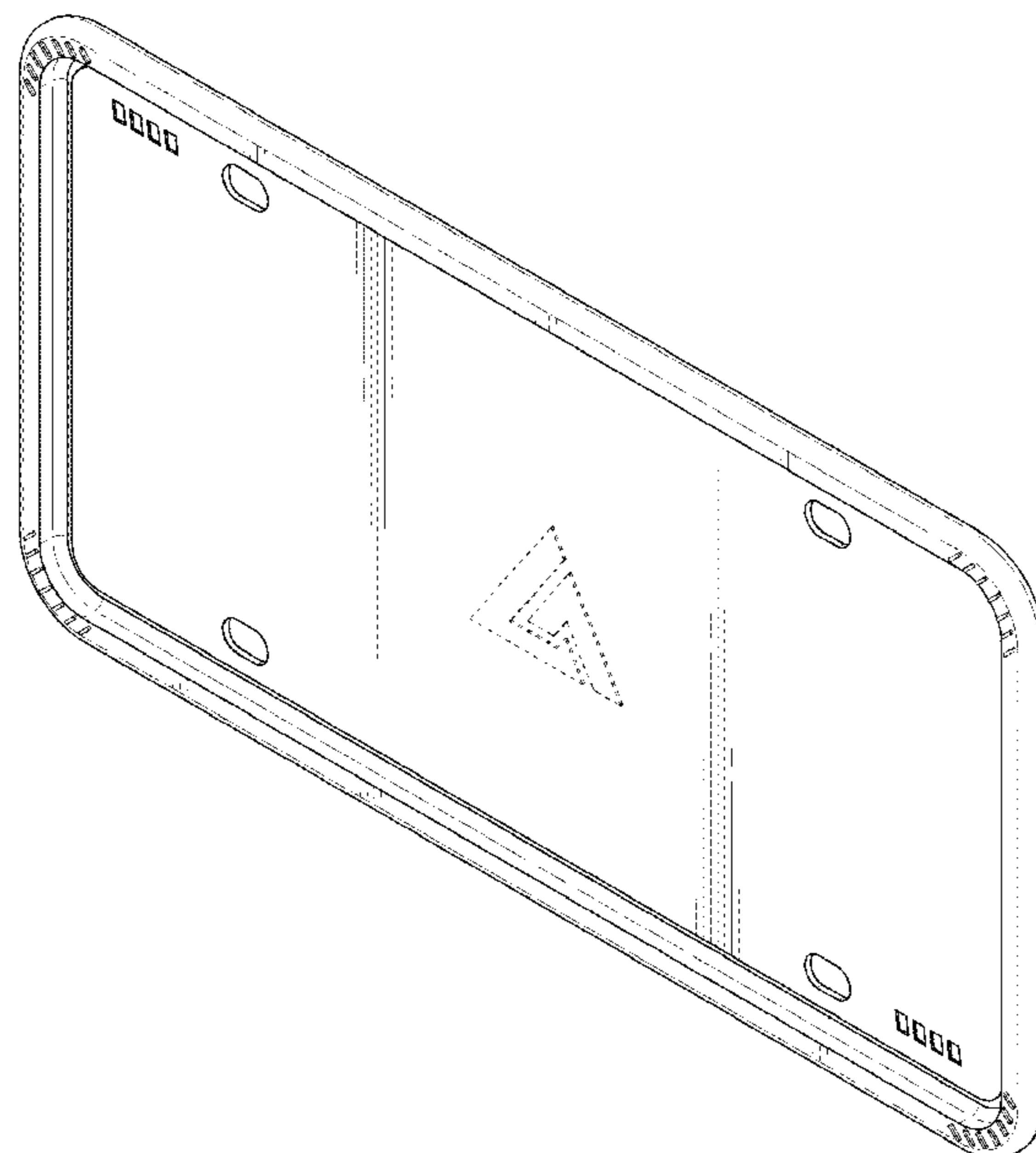
DESCRIPTION

D285,784 S * 9/1986 Langensiepen D12/193
D360,479 S * 7/1995 Howard D12/193
D370,450 S * 6/1996 Doan D12/193
D406,806 S * 3/1999 Wallace D12/193
D408,341 S * 4/1999 Spencer D12/193
D416,527 S * 11/1999 Steinhagen D12/193
D488,753 S * 4/2004 Spencer D12/193
D489,031 S * 4/2004 Leibman D12/193
D549,783 S * 8/2007 Beno D20/10
D623,105 S * 9/2010 Aneiros D12/193
D625,234 S * 10/2010 Vuletic D12/193
D630,986 S * 1/2011 Spencer D12/193
D647,834 S 11/2011 Spencer et al.
D712,326 S 9/2014 Spencer et al.
D717,223 S 11/2014 Doerr
D721,998 S 2/2015 Spencer et al.
D734,228 S * 7/2015 Masanek, Jr. D12/193

FIG. 1 is a perspective view of a silicone license plate frame showing my new design;
FIG. 2 is a front view thereof;
FIG. 3 is a back view thereof;
FIG. 4 is a right-side view thereof;
FIG. 5 is a left-side view thereof;
FIG. 6 is a bottom view thereof; and,
FIG. 7 is a top view thereof.

The broken lines in the drawings illustrate portions of the silicone license plate frame which form no part of the claimed design.

1 Claim, 5 Drawing Sheets



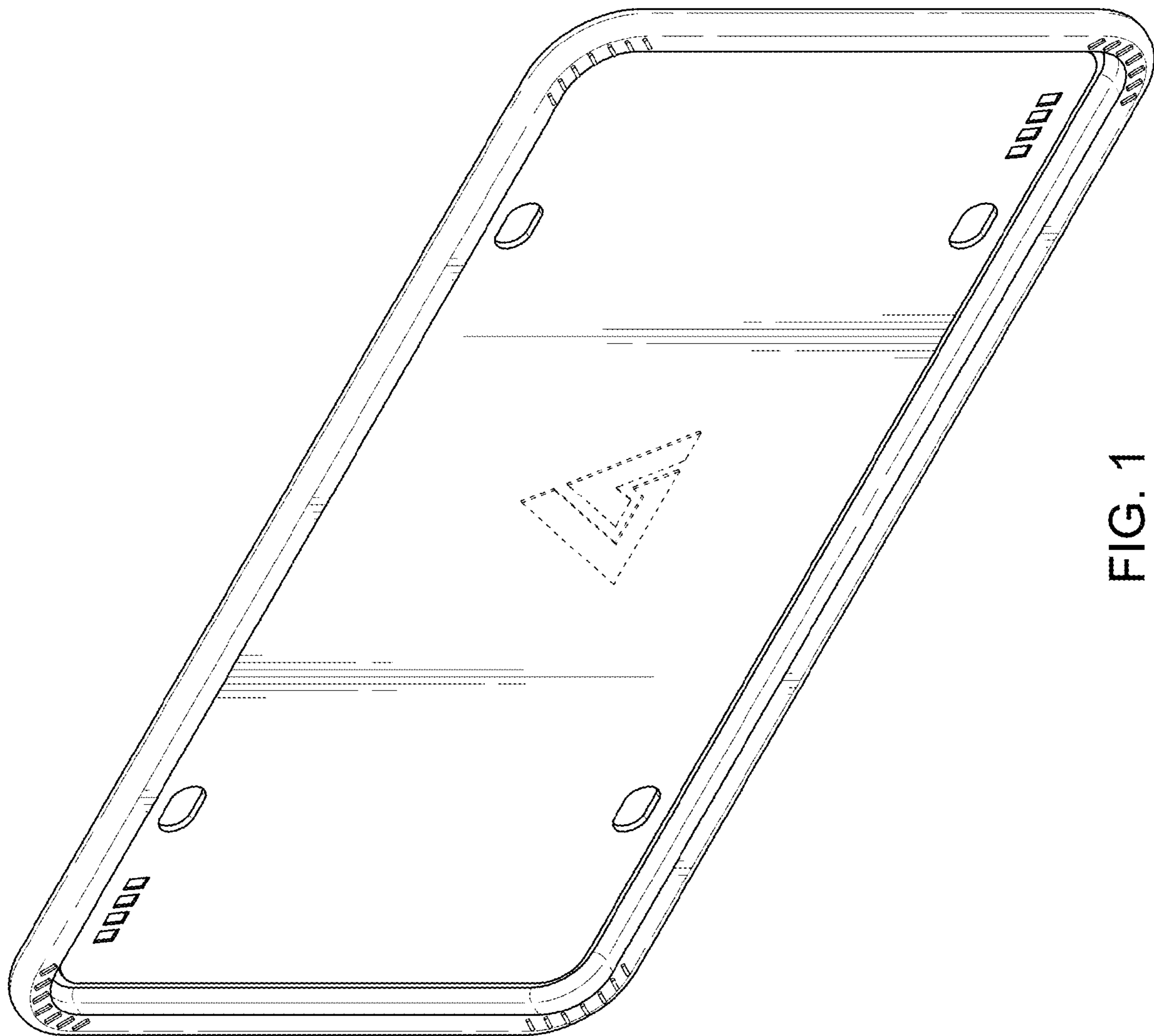


FIG. 1

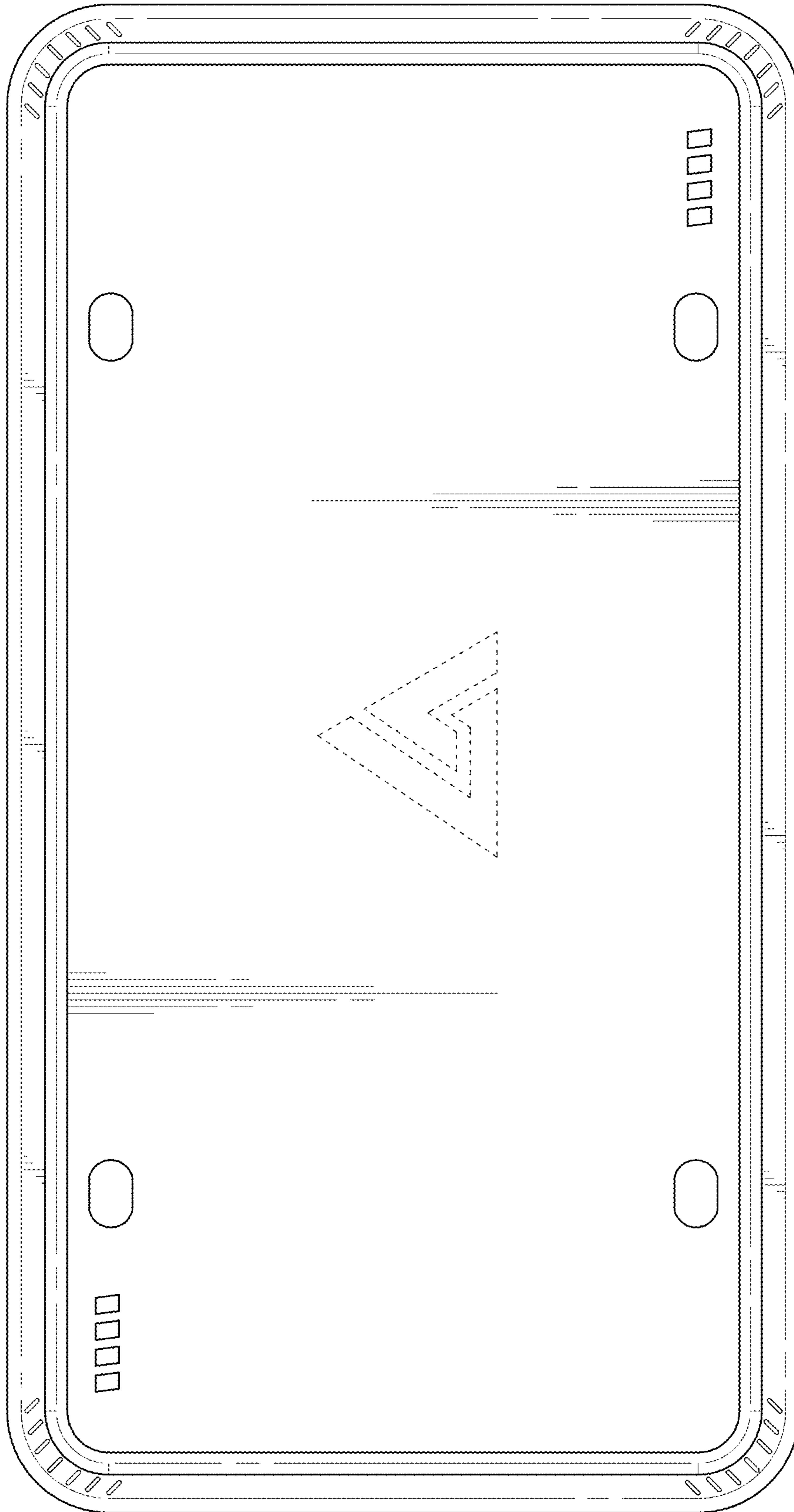


FIG. 2

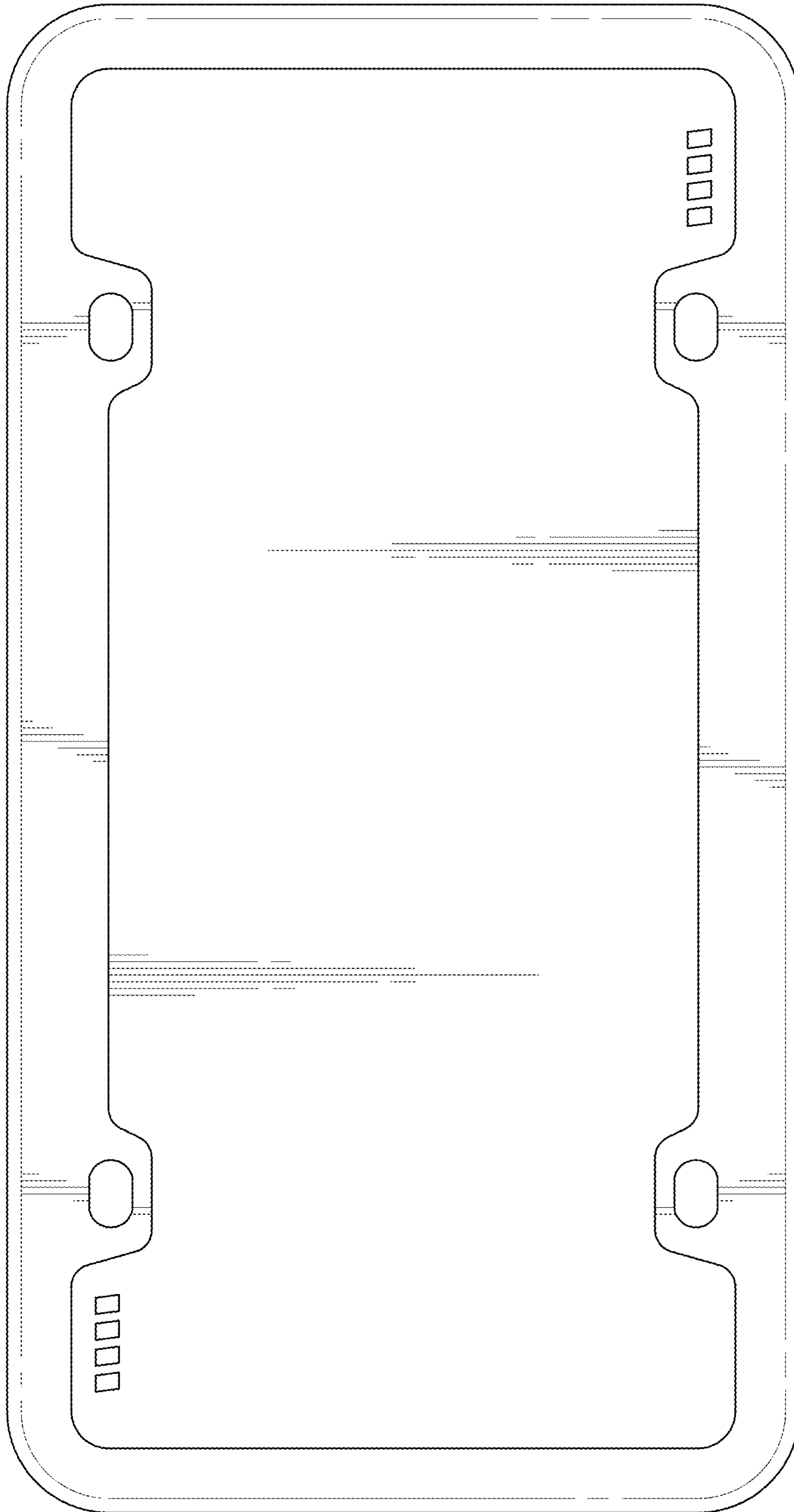


FIG. 3




FIG. 5




FIG. 4

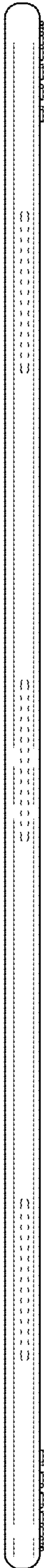


FIG. 6

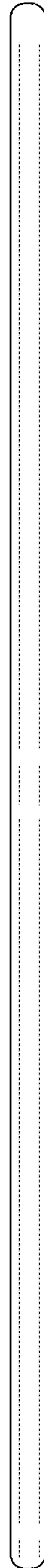


FIG. 7