



US00D886695S

(12) **United States Design Patent** (10) **Patent No.:** **US D886,695 S**
Montes et al. (45) **Date of Patent:** **** *Jun. 9, 2020**

(54) **SUNSHADE**

OTHER PUBLICATIONS

(71) Applicant: **Pilot Inc.**, City of Industry, CA (US)
(72) Inventors: **Melinda Montes**, City of Industry, CA (US); **Dannette Holt**, City of Industry, CA (US); **Peter Lee**, City of Industry, CA (US)
(73) Assignee: **Pilot Inc.**, City of Industry, CA (US)
(*) Notice: This patent is subject to a terminal disclaimer.

Official Action for U.S. Appl. No. 29/668,105, dated Jul. 17, 2019
10 pages.

(Continued)

Primary Examiner — Susan E Krakower
Assistant Examiner — Jerry Shiuan-Hua Hsu
(74) *Attorney, Agent, or Firm* — Sheridan Ross P.C.

(**) Term: **15 Years**

(57) **CLAIM**

The ornamental design for a sunshade, as shown and described.

(21) Appl. No.: **29/668,107**

DESCRIPTION

(22) Filed: **Oct. 26, 2018**

FIG. 1 is a front perspective view of a sunshade showing our new design;

(51) **LOC (12) Cl.** **12-08**

FIG. 2 is a front view thereof;

(52) **U.S. Cl.**
USPC **D12/183**

FIG. 3 is a rear view thereof;

(58) **Field of Classification Search**
USPC D12/174, 180, 181, 182, 183, 191, 400,
D12/401, 417; D6/582

FIG. 4 is a top view thereof;

CPC A47K 7/026; A47L 11/284; B60J 1/20;
B60J 1/2002; B60J 1/2005; B60J 1/2008;
B60J 1/2011; B60J 11/08; B60J 3/02;
B60J 3/0204; B60J 3/0208

FIG. 5 is a bottom view thereof;

See application file for complete search history.

FIG. 6 is a left side view thereof;

(56) **References Cited**

U.S. PATENT DOCUMENTS

D372,009 S * 7/1996 Rocheford D12/183
D375,928 S * 11/1996 Wang D12/191
5,687,786 A * 11/1997 Tsai B60J 11/08
160/370.21
5,816,641 A * 10/1998 Chen B60J 11/08
296/95.1

FIG. 7 is a right side view thereof;

FIG. 8 is a close-up perspective view of the circled portion of the sunshade shown in FIG. 1;

FIG. 9 is a close-up front view of the portion of the sunshade shown in FIG. 8, which portion is also circled in FIG. 2;

FIG. 10 is a close-up top view of the portion of the sunshade shown in FIG. 8;

FIG. 11 is a close-up bottom view of the portion of the sunshade shown in FIG. 8;

FIG. 12 is a close-up left side view of the portion of the sunshade shown in FIG. 8; and,

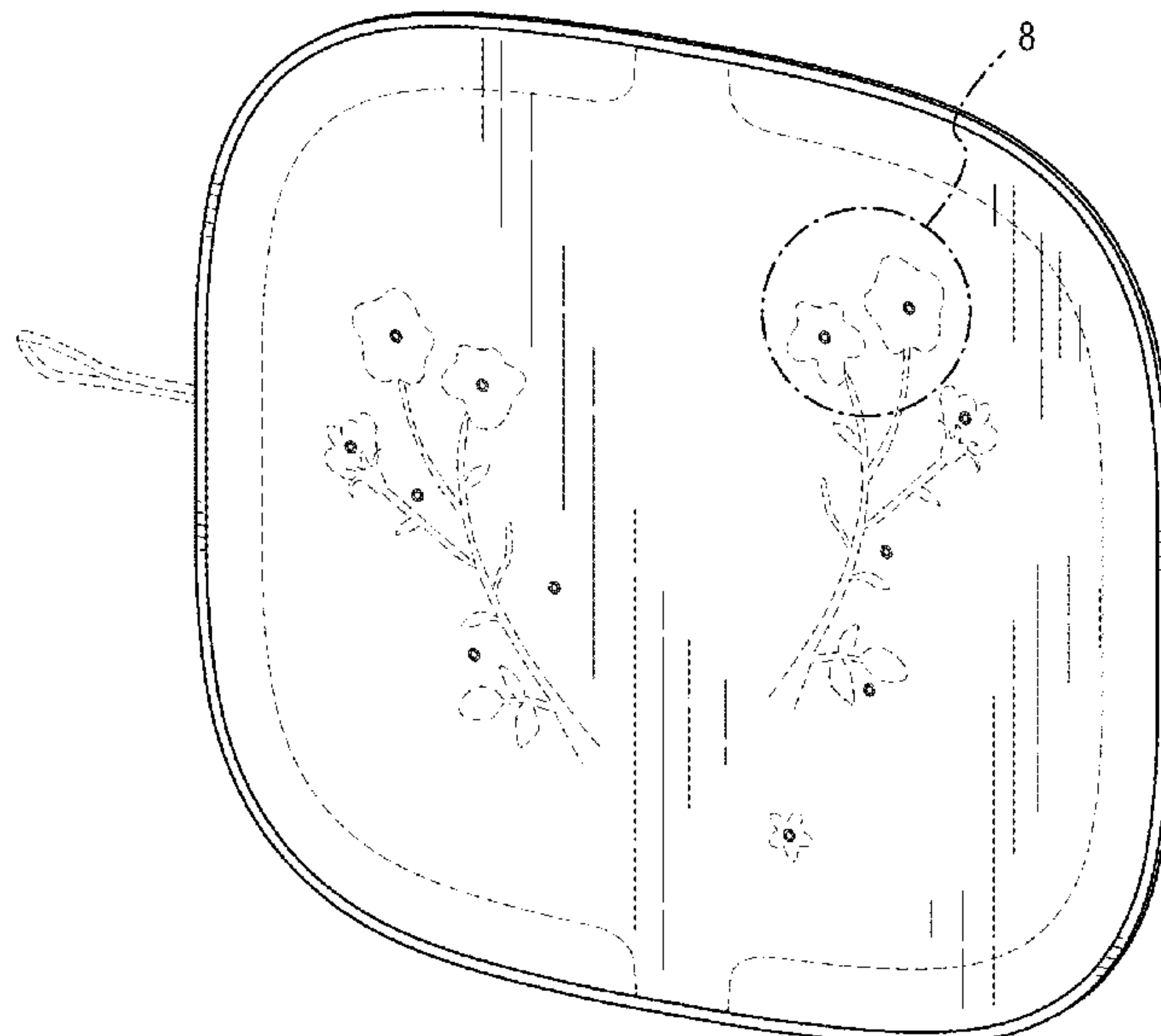
FIG. 13 is a close-up right side view of the portion of the sunshade shown in FIG. 8.

The broken lines showing a pattern and a handle illustrate portions of the sunshade that form no part of the claimed design.

The dash-dot broken lines in FIGS. 1-2 and 8-13 illustrate a boundary for a close-up view, which boundary forms no part of the claimed design.

(Continued)

1 Claim, 7 Drawing Sheets



(56)

References Cited

U.S. PATENT DOCUMENTS

D536,647 S * 2/2007 Eskandry D12/183
 D548,657 S * 8/2007 Eskandry D12/183
 D554,030 S * 10/2007 Eskandry D12/183
 D554,031 S * 10/2007 Eskandry D12/183
 D558,108 S * 12/2007 Shelton D12/183
 7,748,432 B2 * 7/2010 Huang B60J 1/2091
 160/370.21
 D658,569 S * 5/2012 Horton D12/191
 D666,136 S * 8/2012 Beachy D12/401
 D710,275 S * 8/2014 Hatada D12/183
 D721,628 S * 1/2015 Eskandry D12/183
 D735,628 S * 8/2015 Eskandry D12/183
 D740,052 S * 10/2015 Jalbert D6/582
 D757,618 S * 5/2016 Richardson D12/183
 9,499,030 B1 * 11/2016 Goto B60J 1/2011
 2009/0091154 A1 * 4/2009 Gong B60J 1/2011
 296/97.9
 2009/0241978 A1 * 10/2009 Moretti A47K 7/026
 132/200

2011/0017412 A1* 1/2011 MacNeil B60J 1/2011
 160/370.21
 2012/0073770 A1* 3/2012 Zheng B60J 1/2011
 160/377
 2014/0245556 A1* 9/2014 Kaminer A47L 11/284
 15/228
 2015/0101768 A1* 4/2015 Lee B60J 1/2011
 160/370.21

OTHER PUBLICATIONS

Official Action for U.S. Appl. No. 29/668,108, dated Jul. 18, 2019
 9 pages.
 Notice of Allowance for U.S. Appl. No. 29/668,105, dated Nov. 18,
 2019 8 pages.
 Official Action (Ex Parte Quayle) for U.S. Appl. No. 29/668,108,
 dated Dec. 13, 2019 6 pages.
 Notice of Allowance for U.S. Appl. No. 29/668,108, dated Mar. 18,
 2020 5 pages.

* cited by examiner

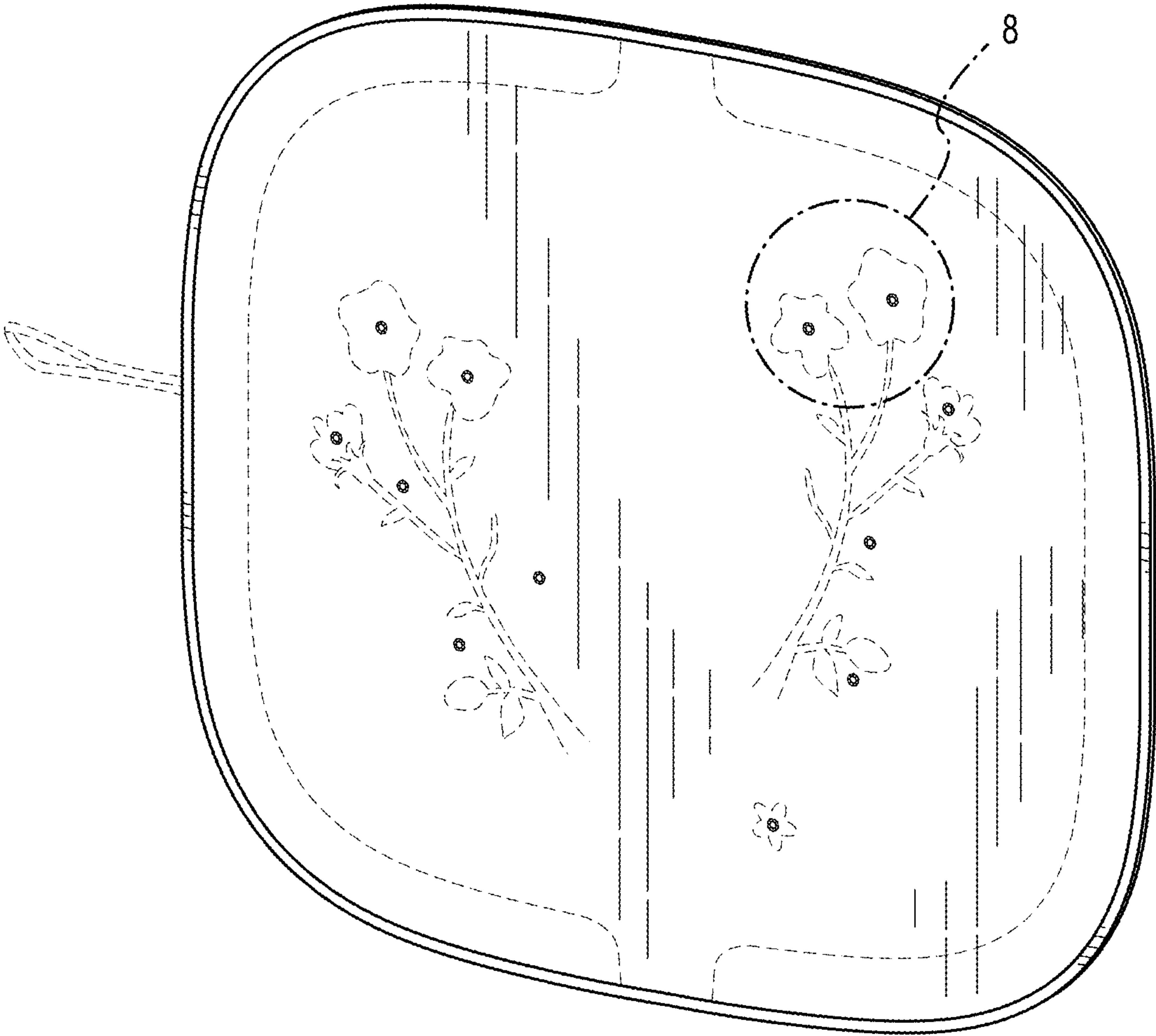


FIG.1

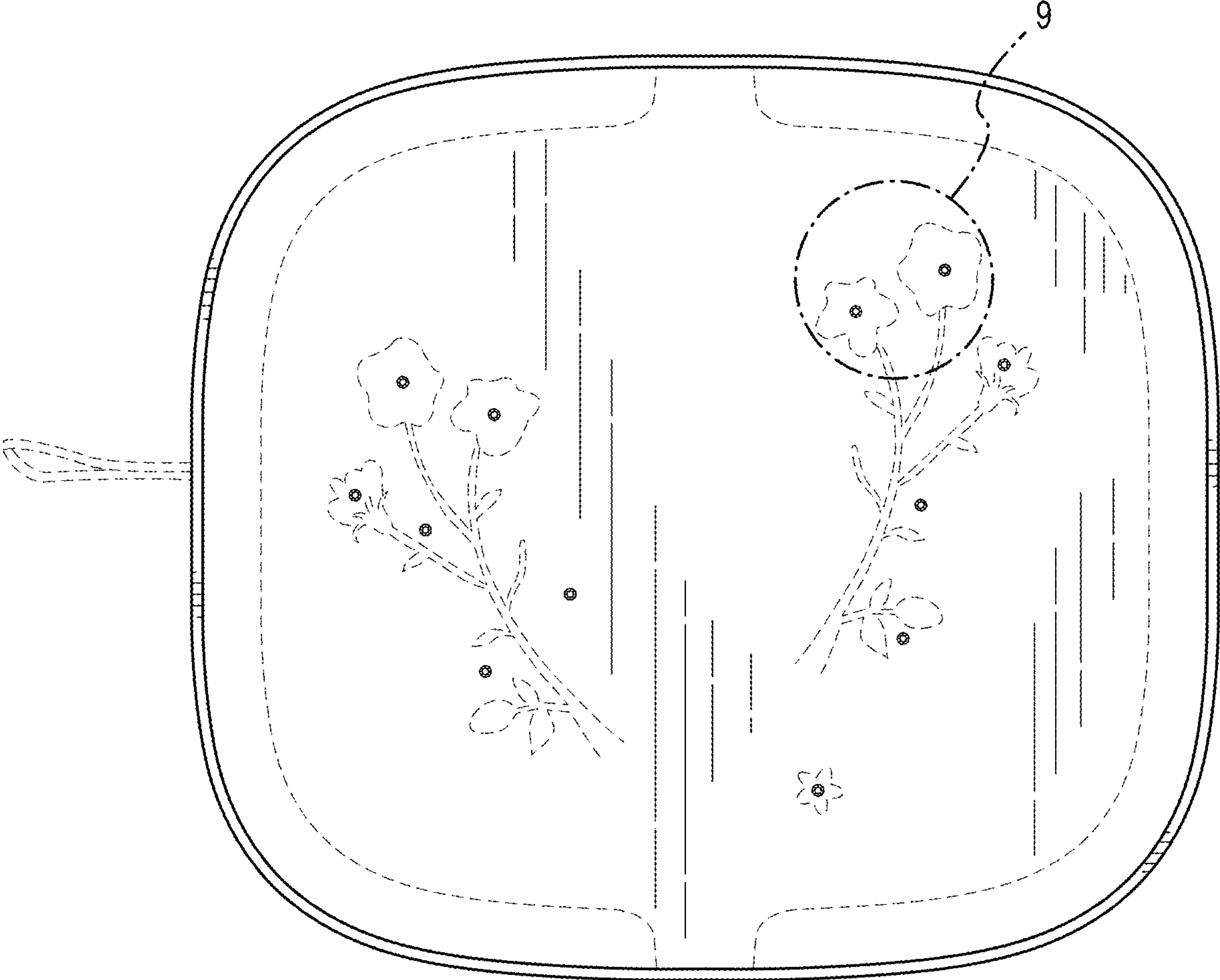


FIG.2

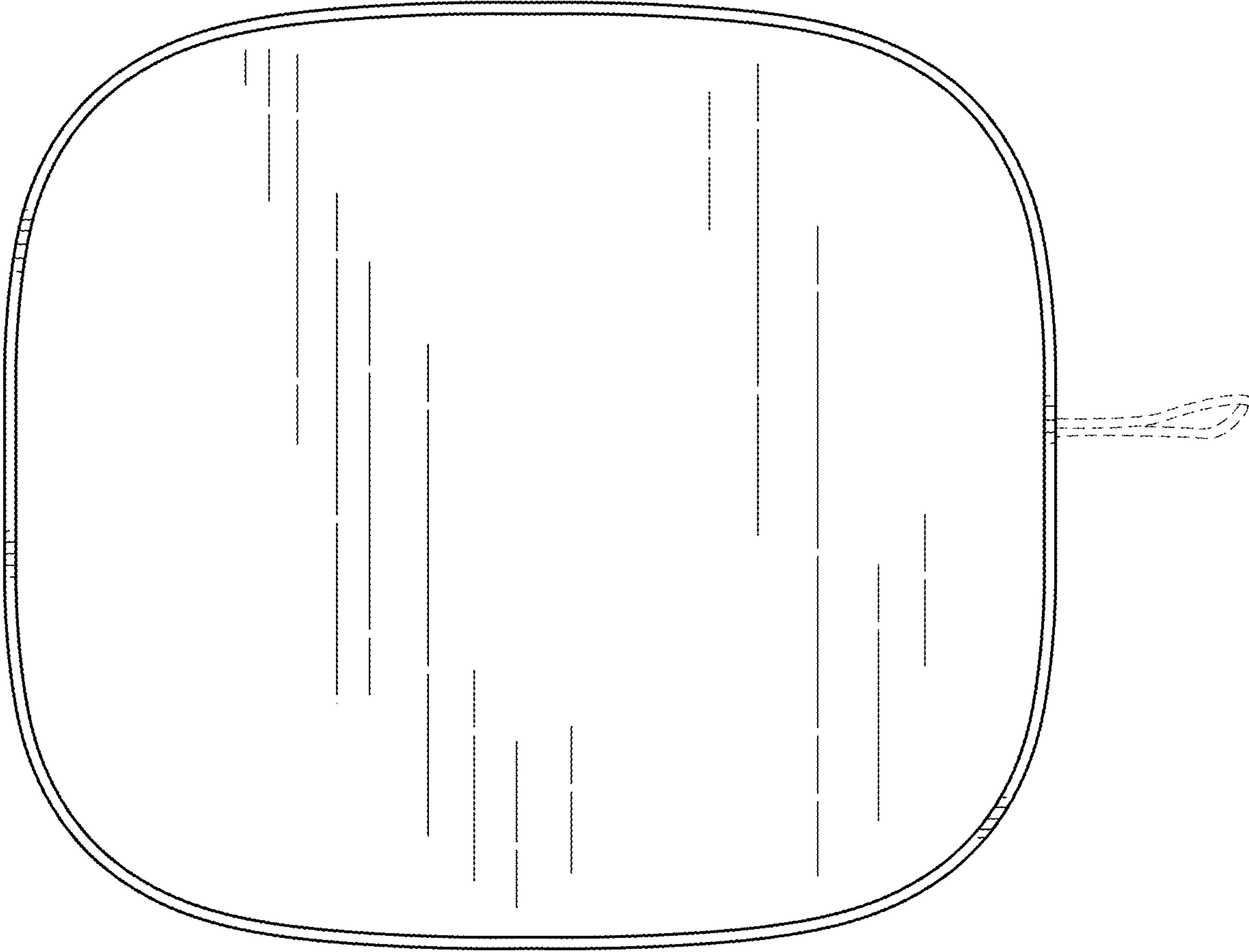


FIG.3



FIG.4

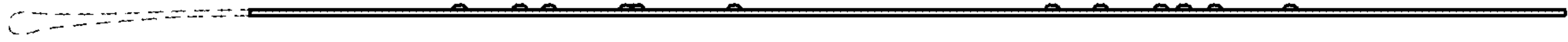


FIG.5



FIG.6



FIG.7

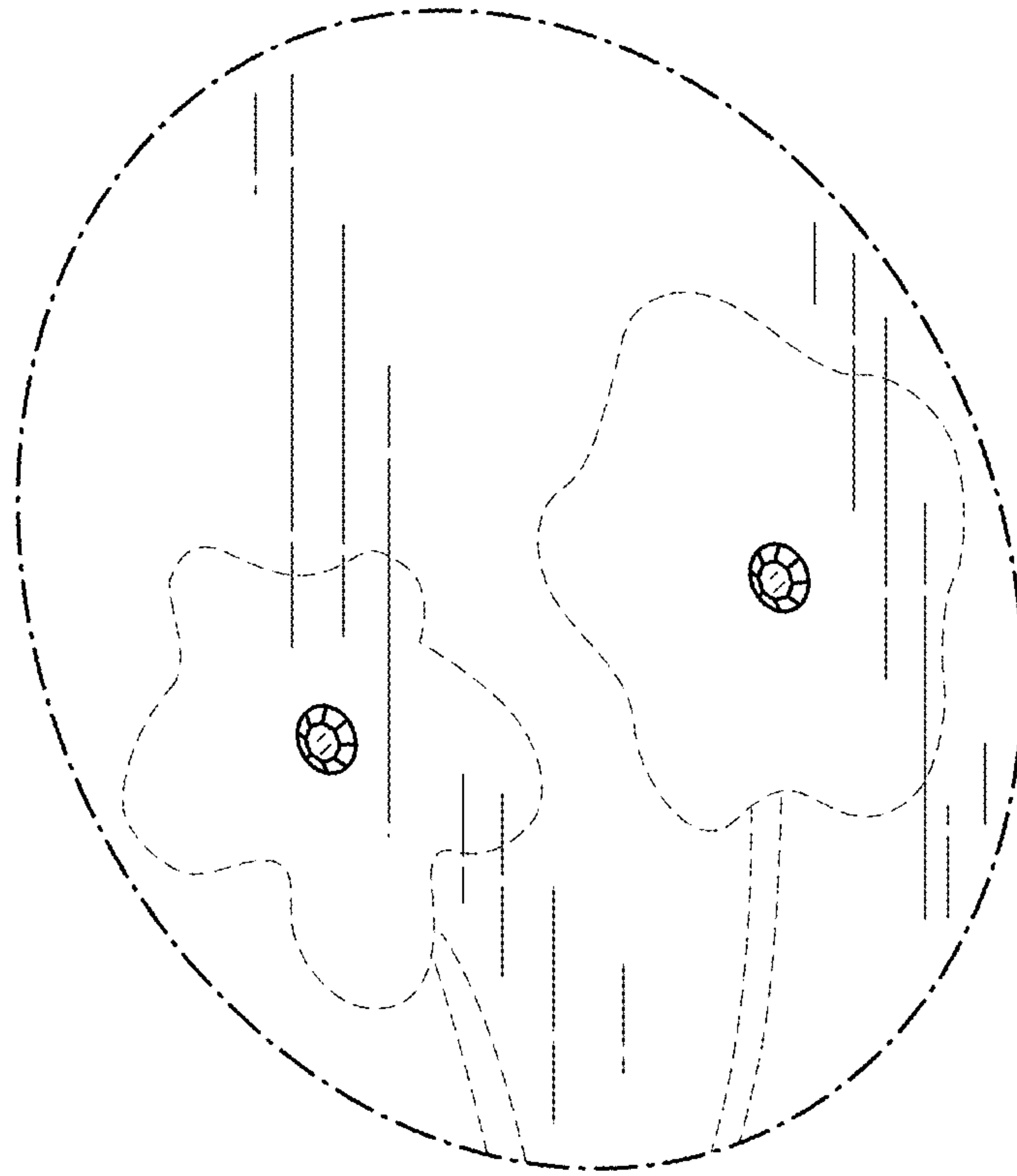


FIG.8

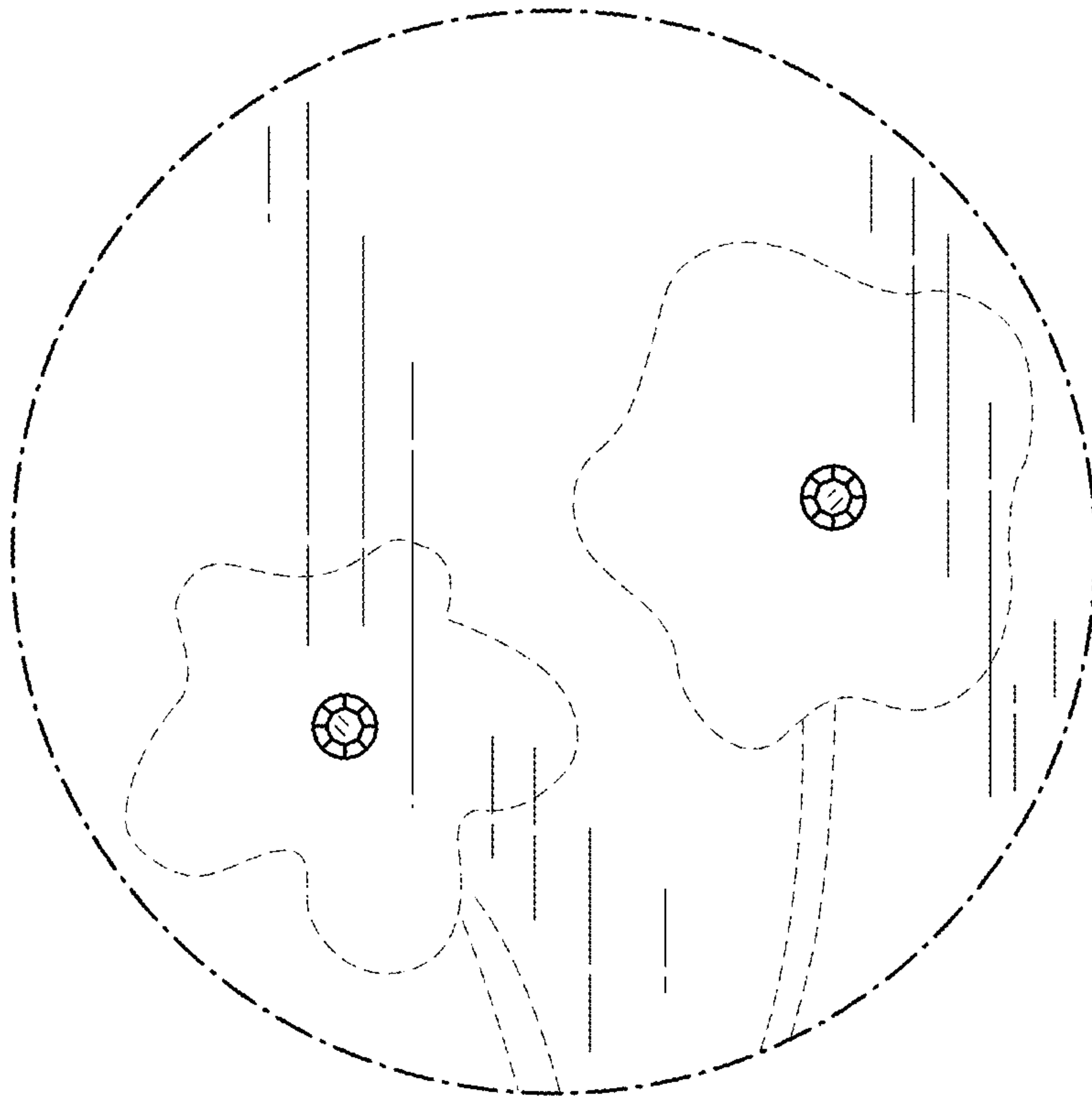


FIG.9




FIG.10

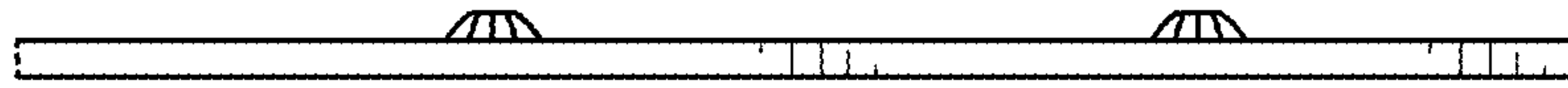


FIG.11



FIG.12



FIG.13