



US00D886693S

(12) **United States Design Patent**  
**Matsuno**

(10) **Patent No.:** **US D886,693 S**  
(45) **Date of Patent:** **\*\* Jun. 9, 2020**

(54) **REAR BUMPER FOR A MOTOR VEHICLE**

D824,822 S \* 8/2018 Nakamura ..... D12/169  
D856,867 S \* 8/2019 Elstner ..... D12/169  
D856,872 S \* 8/2019 Smith ..... D12/169

(71) Applicant: **Keisuke Matsuno**, Nagoya (JP)

(72) Inventor: **Keisuke Matsuno**, Nagoya (JP)

(73) Assignee: **Toyota Jidosha Kabushiki Kaisha**,  
Toyota-shi, Aichi-ken (JP)

(\*\*) Term: **15 Years**

(21) Appl. No.: **29/680,573**

(22) Filed: **Feb. 18, 2019**

(30) **Foreign Application Priority Data**

Aug. 22, 2018 (JP) ..... 2018-018198

(51) **LOC (12) Cl.** ..... **12-16**

(52) **U.S. Cl.**  
USPC ..... **D12/169**

(58) **Field of Classification Search**  
USPC .... D12/169, 164, 196, 171, 163, 86, 90-92;  
293/102, 113, 115, 117, 120; 296/180.1,  
296/180.2

CPC ..... B60R 19/02; B60R 19/04; B62D 25/08  
See application file for complete search history.

(56) **References Cited**

**U.S. PATENT DOCUMENTS**

D722,926 S \* 2/2015 Kato ..... D12/169  
D793,298 S \* 8/2017 Matsumoto ..... D12/169  
D795,141 S \* 8/2017 Ikeda ..... D12/169  
D796,395 S \* 9/2017 Kojima ..... D12/169  
D824,821 S \* 8/2018 Nakamura ..... D12/169

**OTHER PUBLICATIONS**

Netcarshow.com; URL: <https://www.netcarshow.com/lexus/2018-nx/>; Model: Lexus NX300 (2018); Mfg.: Toyota; available on at least Jan. 24, 2018.

Netcarshow.com; URL: <https://www.netcarshow.com/infiniti/2016-q30/>; Model: Infiniti Q30 (2016); Mfg.: Nissan; available on at least Jan. 24, 2018.

\* cited by examiner

*Primary Examiner* — Melody N Brown

(74) *Attorney, Agent, or Firm* — Finnegan, Henderson, Farabow, Garrett & Dunner, L.L.P.

(57) **CLAIM**


The ornamental design for a rear bumper for a motor vehicle, as shown and described.


**DESCRIPTION**

FIG. 1 is a front perspective view of a rear bumper for a motor vehicle showing my new design;  
FIG. 2 is a front view thereof;  
FIG. 3 is a rear view thereof;  
FIG. 4 is a right side view thereof;  
FIG. 5 is a left side view thereof;  
FIG. 6 is a top view thereof; and,  
FIG. 7 is a bottom view thereof.

The de-emphasized and halftone portions shown in the photographs illustrate environmental structure of the rear bumper for a motor vehicle that forms no part of the claimed design.

**1 Claim, 7 Drawing Sheets**





**FIG. 1**







FIG. 2




**FIG. 3**




**FIG. 4**



**FIG. 5**



**FIG. 6**



**FIG. 7**