



US00D886690S

(12) **United States Design Patent**  
**Hamilton et al.**

(10) **Patent No.:** **US D886,690 S**  
(45) **Date of Patent:** **\*\* Jun. 9, 2020**

(54) **VEHICLE FRONT UPPER GRILLE**

(71) Applicant: **Ford Global Technologies, LLC,**  
Dearborn, MI (US)

(72) Inventors: **Christopher Hamilton,** Chelmsford  
(GB); **Jordan Bennett,** Brentwood  
(GB)

(73) Assignee: **Ford Global Technologies, LLC,**  
Dearborn, MI (US)

(\*\*) Term: **15 Years**

(21) Appl. No.: **29/680,358**

(22) Filed: **Feb. 15, 2019**

(30) **Foreign Application Priority Data**

Aug. 28, 2018 (DE) ..... 40 2018 100 844

(51) **LOC (12) Cl.** ..... **12-16**

(52) **U.S. Cl.**  
USPC ..... **D12/163**

(58) **Field of Classification Search**  
USPC ..... D12/163, 196, 86, 90-92, 169, 190, 98,  
D12/164; 293/102, 113, 115, 117, 120,  
293/193.11; 296/180.1, 180.2; 180/68.1,  
180/68.6

CPC ..... B60R 19/52; B60K 11/08; B62D 25/08;  
B62B 9/16

See application file for complete search history.

(56) **References Cited**

**U.S. PATENT DOCUMENTS**

D569,314 S 5/2008 Spearman-Oxx et al.  
D587,174 S 2/2009 Spearman-Oxx et al.

D605,094 S 12/2009 Bennett et al.  
D674,326 S 1/2013 Svensson et al.  
D685,689 S 7/2013 Svensson et al.  
D698,705 S \* 2/2014 Rugar ..... D12/163  
D701,797 S 4/2014 Campbell et al.  
D703,596 S 4/2014 Campbell et al.  
D715,705 S 10/2014 Campbell et al.  
D852,686 S \* 7/2019 Smith ..... D12/163  
D852,688 S \* 7/2019 Chan ..... D12/163  
D852,690 S \* 7/2019 Buck ..... D12/163  
D857,569 S \* 8/2019 Beaven ..... D12/163  
D860,070 S \* 9/2019 Dewitt ..... D12/163

\* cited by examiner

*Primary Examiner* — Melody N Brown

(74) *Attorney, Agent, or Firm* — Vichit Chea

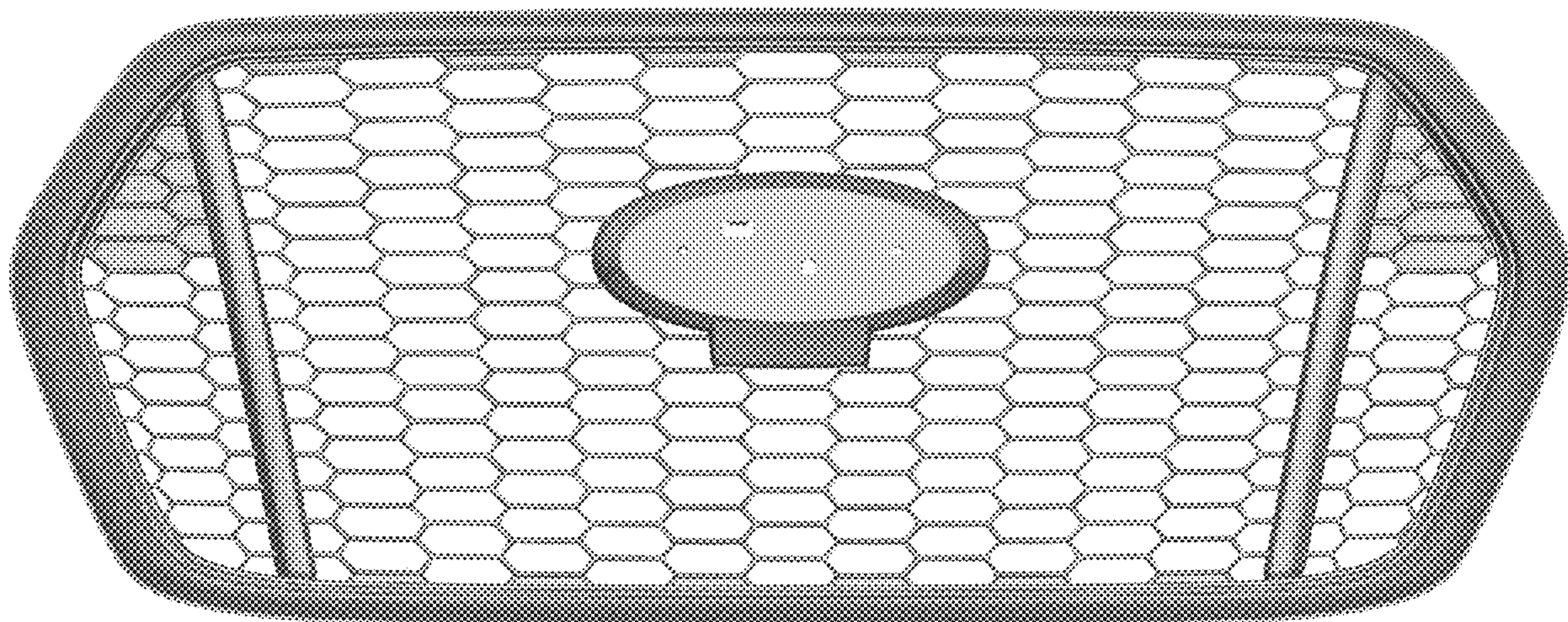
(57) **CLAIM**

The ornamental design for a vehicle front upper grille, as shown and described.

**DESCRIPTION**

FIG. 1 is a front elevational view of a vehicle front upper grille, showing our new design;  
FIG. 2 is a rear elevational view thereof;  
FIG. 3 is a left side elevational view thereof;  
FIG. 4 is a right side elevational view thereof;  
FIG. 5 is a top plan view thereof;  
FIG. 6 is a bottom plan view thereof;  
FIG. 7 is a top, front, and left side perspective view thereof;  
and,  
FIG. 8 is a bottom, front, and left side perspective view thereof.

**1 Claim, 8 Drawing Sheets**






Fig. 1

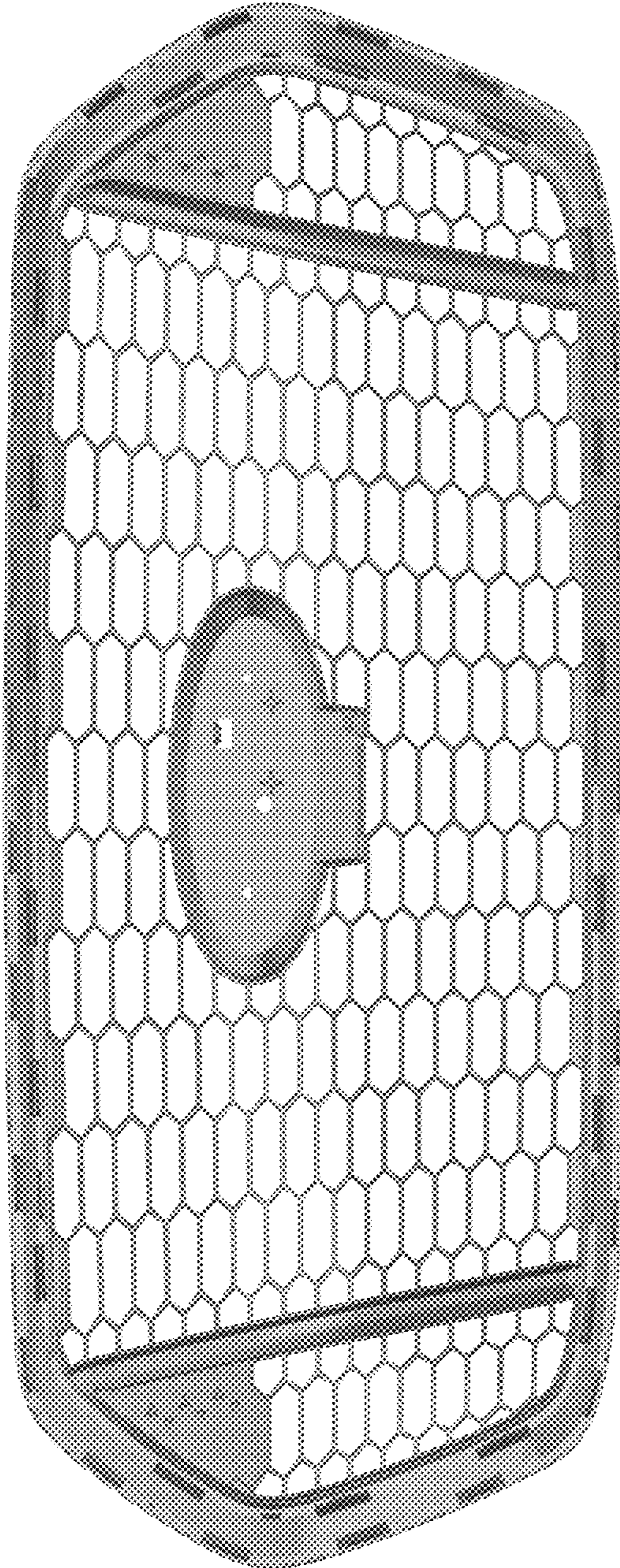
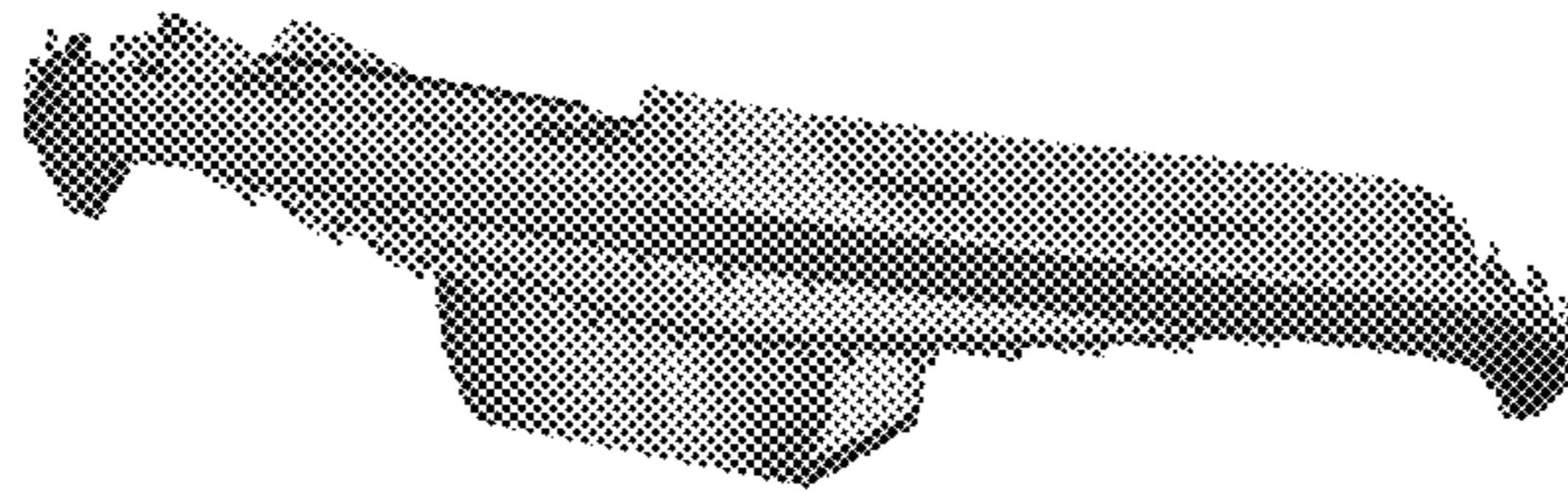


Fig. 2



*Fig. 3*





Fig. 4



*Fig. 5*




Fig. 6

Fig. 7








Fig. 8