



US00D886685S

(12) **United States Design Patent**  
**Zhang**

(10) **Patent No.:** **US D886,685 S**

(45) **Date of Patent:** **\*\* Jun. 9, 2020**

(54) **MOTORCYCLE**

(71) Applicant: **Dexiang Zhang**, Taizhou (CN)

(72) Inventor: **Dexiang Zhang**, Taizhou (CN)

(\*\*) Term: **15 Years**

(21) Appl. No.: **29/655,884**

(22) Filed: **Jul. 9, 2018**

(30) **Foreign Application Priority Data**

Jan. 9, 2018 (CN) ..... 2018 3 0009352

(51) **LOC (12) Cl.** ..... **12-11**

(52) **U.S. Cl.**  
USPC ..... **D12/110**

(58) **Field of Classification Search**  
USPC ..... D12/110, 111, 117; D21/432, 538  
CPC ..... B62K 11/00; B62K 11/02; B62K 11/04;  
B62K 11/10; B62K 17/00; B62K 19/00;  
B62K 2202/00

See application file for complete search history.

(56) **References Cited**

**U.S. PATENT DOCUMENTS**

|              |         |           |       |         |
|--------------|---------|-----------|-------|---------|
| D488,102 S * | 4/2004  | Shimokawa | ..... | D12/110 |
| D521,415 S * | 5/2006  | Kojima    | ..... | D12/110 |
| D556,093 S * | 11/2007 | Tanaka    | ..... | D12/110 |
| D556,640 S * | 12/2007 | Wu        | ..... | D12/110 |
| D576,921 S * | 9/2008  | Tong      | ..... | D12/110 |
| D596,535 S * | 7/2009  | Katagiri  | ..... | D12/110 |
| D597,893 S * | 8/2009  | Hung      | ..... | D12/110 |
| D605,562 S * | 12/2009 | Kitayama  | ..... | D12/110 |
| D605,564 S * | 12/2009 | Hong      | ..... | D12/110 |
| D610,045 S * | 2/2010  | Lambri    | ..... | D12/110 |
| D617,237 S * | 6/2010  | Li        | ..... | D12/110 |
| D627,689 S * | 11/2010 | Ishiguri  | ..... | D12/110 |
| D651,137 S * | 12/2011 | Lai       | ..... | D12/110 |

|                   |         |           |       |                          |
|-------------------|---------|-----------|-------|--------------------------|
| D657,289 S *      | 4/2012  | Tanaka    | ..... | D12/110                  |
| D666,533 S *      | 9/2012  | Wilm      | ..... | D12/110                  |
| D666,534 S *      | 9/2012  | Wilm      | ..... | D12/110                  |
| D670,206 S *      | 11/2012 | Nitta     | ..... | D12/110                  |
| D680,912 S *      | 4/2013  | Lambri    | ..... | D12/110                  |
| D690,624 S *      | 10/2013 | Okubo     | ..... | D12/110                  |
| D729,125 S *      | 5/2015  | Matsuzawa | ..... | D12/110                  |
| D732,437 S *      | 6/2015  | Yang      | ..... | D12/110                  |
| D739,792 S *      | 9/2015  | Ishiguri  | ..... | D12/110                  |
| RE45,835 E *      | 1/2016  | Kohinata  | ..... | D12/110                  |
| D774,960 S *      | 12/2016 | Nishimoto | ..... | D12/110                  |
| D789,835 S *      | 6/2017  | Kottmann  | ..... | D12/110                  |
| D793,286 S *      | 8/2017  | Chuang    | ..... | D12/110                  |
| D828,229 S *      | 9/2018  | Zhukov    | ..... | D12/110                  |
| D858,645 S *      | 9/2019  | Tsuji     | ..... | D21/423                  |
| 2011/0074183 A1 * | 3/2011  | Kanezuka  | ..... | B62J 17/00<br>296/193.08 |

\* cited by examiner

*Primary Examiner* — Darlington Ly

(74) *Attorney, Agent, or Firm* — Bayramoglu Law Offices LLC


(57) **CLAIM**

The ornamental design for a motorcycle, as shown and described.

**DESCRIPTION**

FIG. 1 is a front and right side perspective view of a motorcycle showing my new design; FIG. 2 is a right side elevation view thereof; FIG. 3 is a left side elevation view thereof; FIG. 4 is a front elevation view thereof; FIG. 5 is a rear elevation view thereof; FIG. 6 is a top plan view thereof; and, FIG. 7 is a bottom plan view thereof. The broken lines in the drawings illustrate portions of the motorcycle that form no part of the claimed design.

**1 Claim, 7 Drawing Sheets**






FIG. 1




FIG. 2




FIG. 3

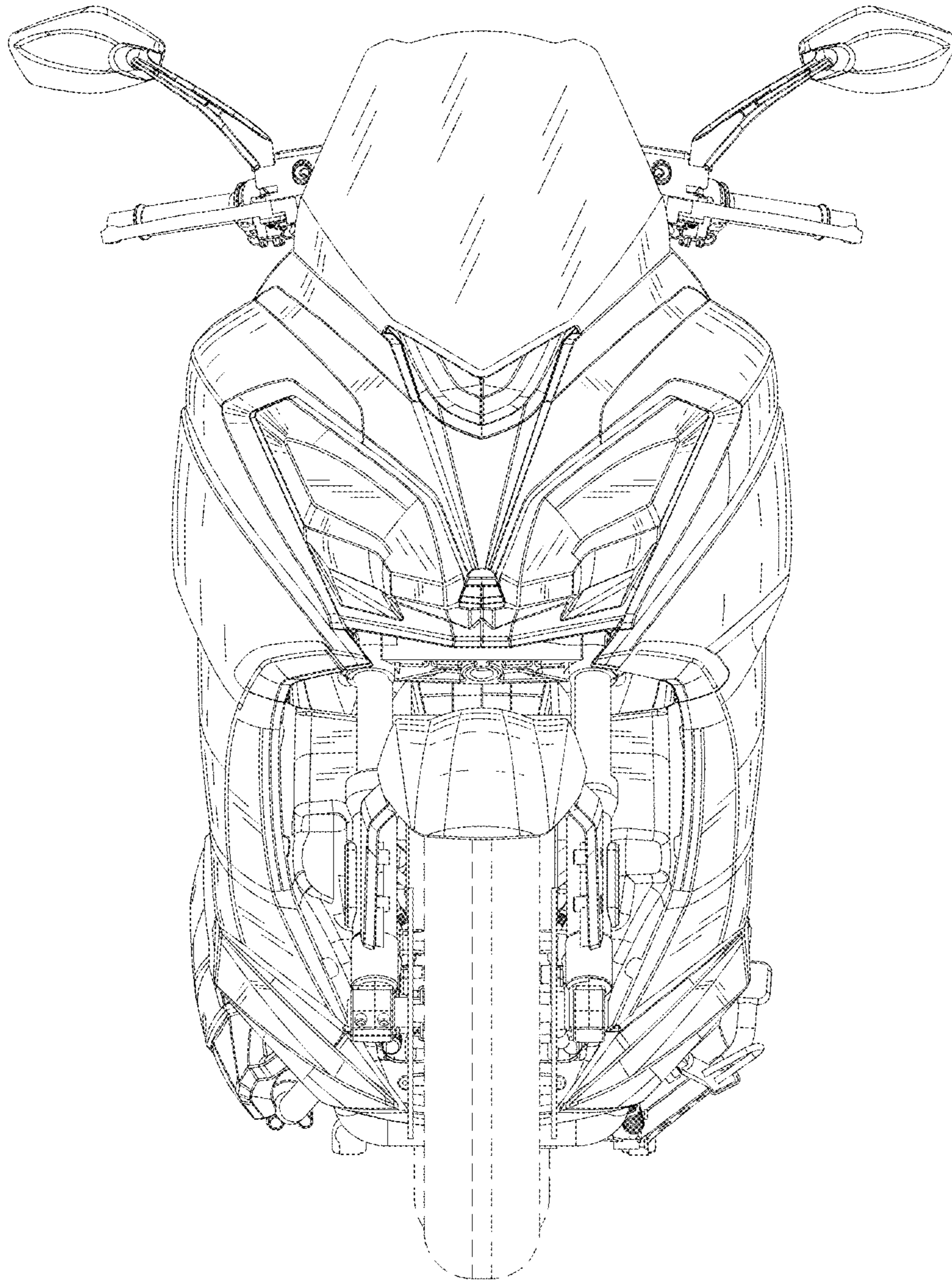


FIG. 4

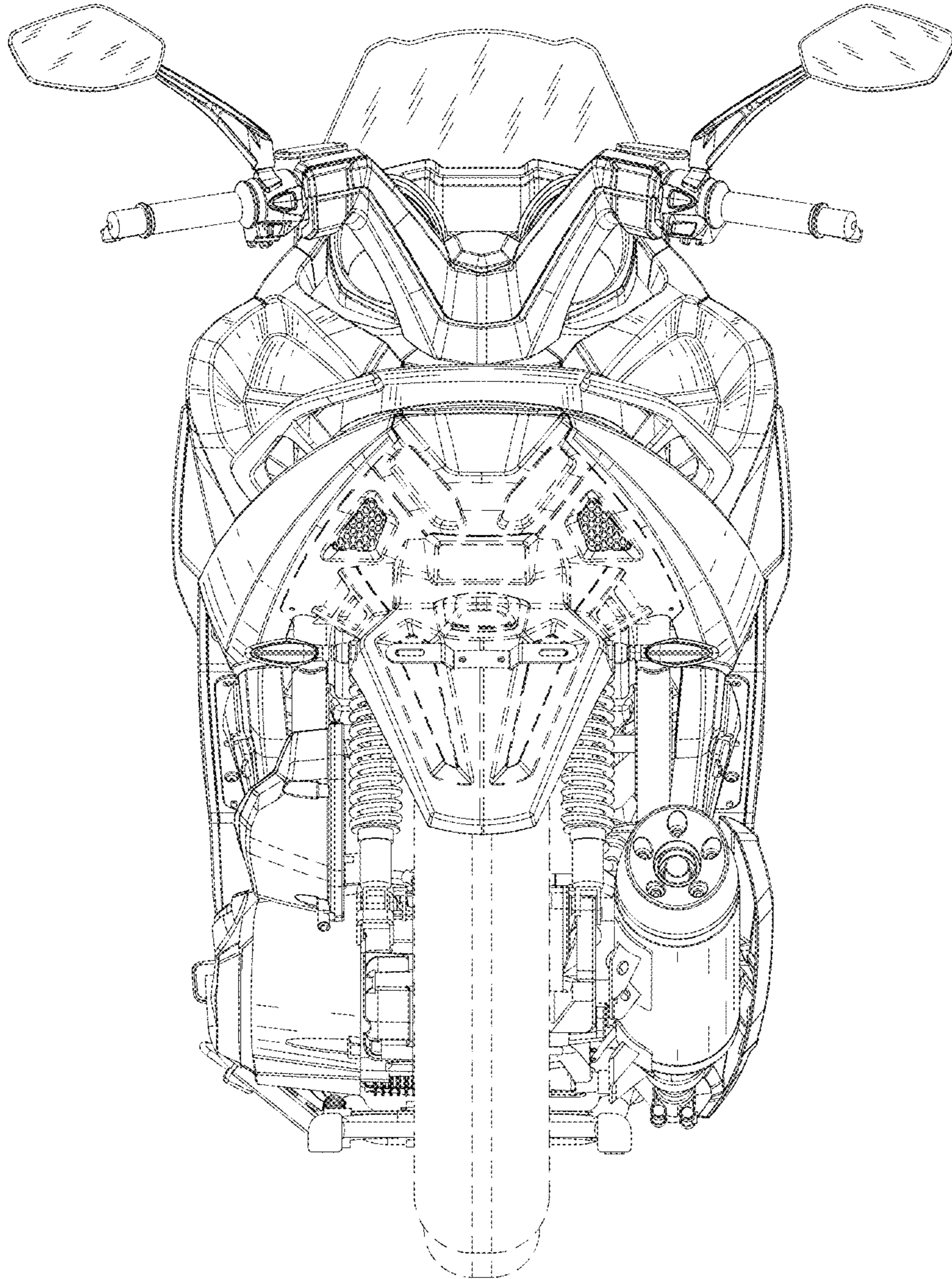


FIG. 5

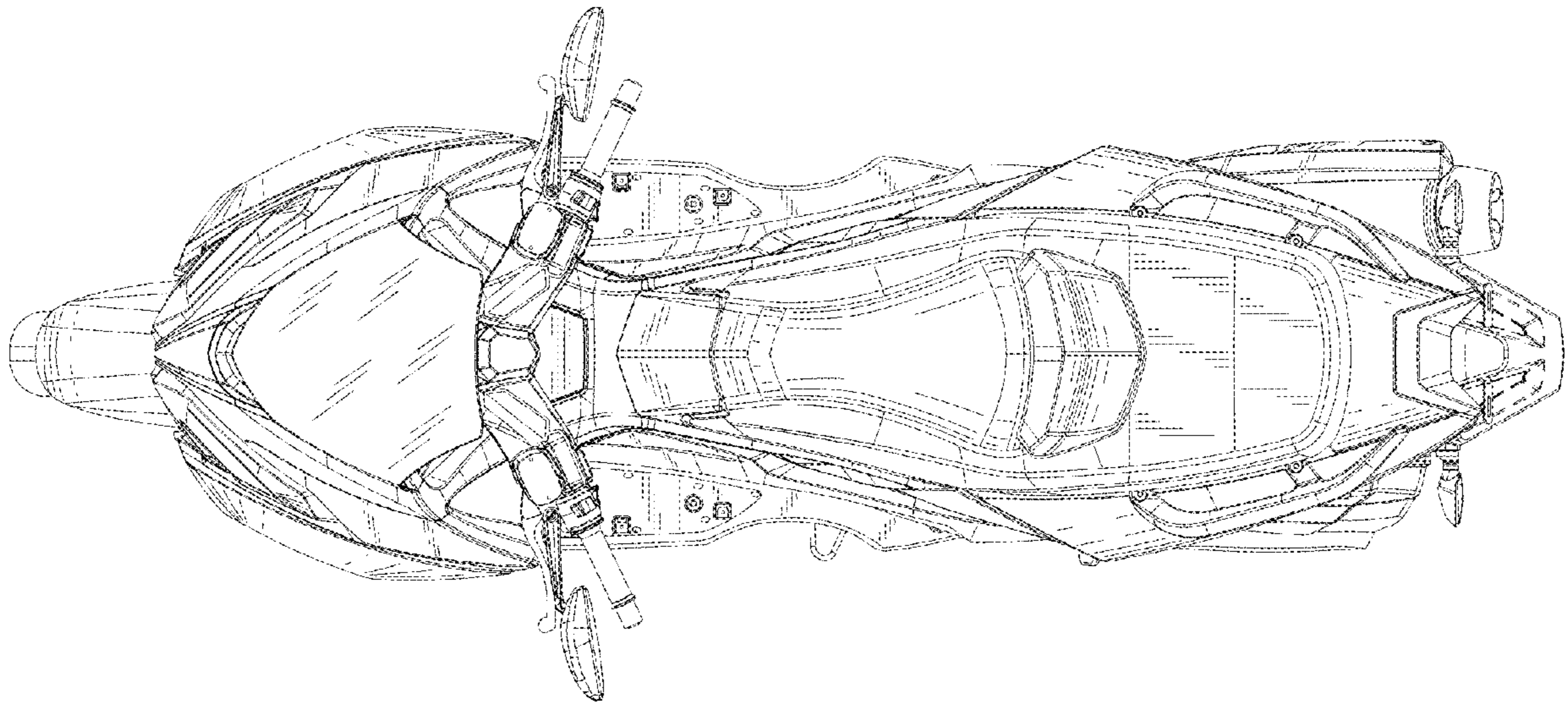


FIG. 6

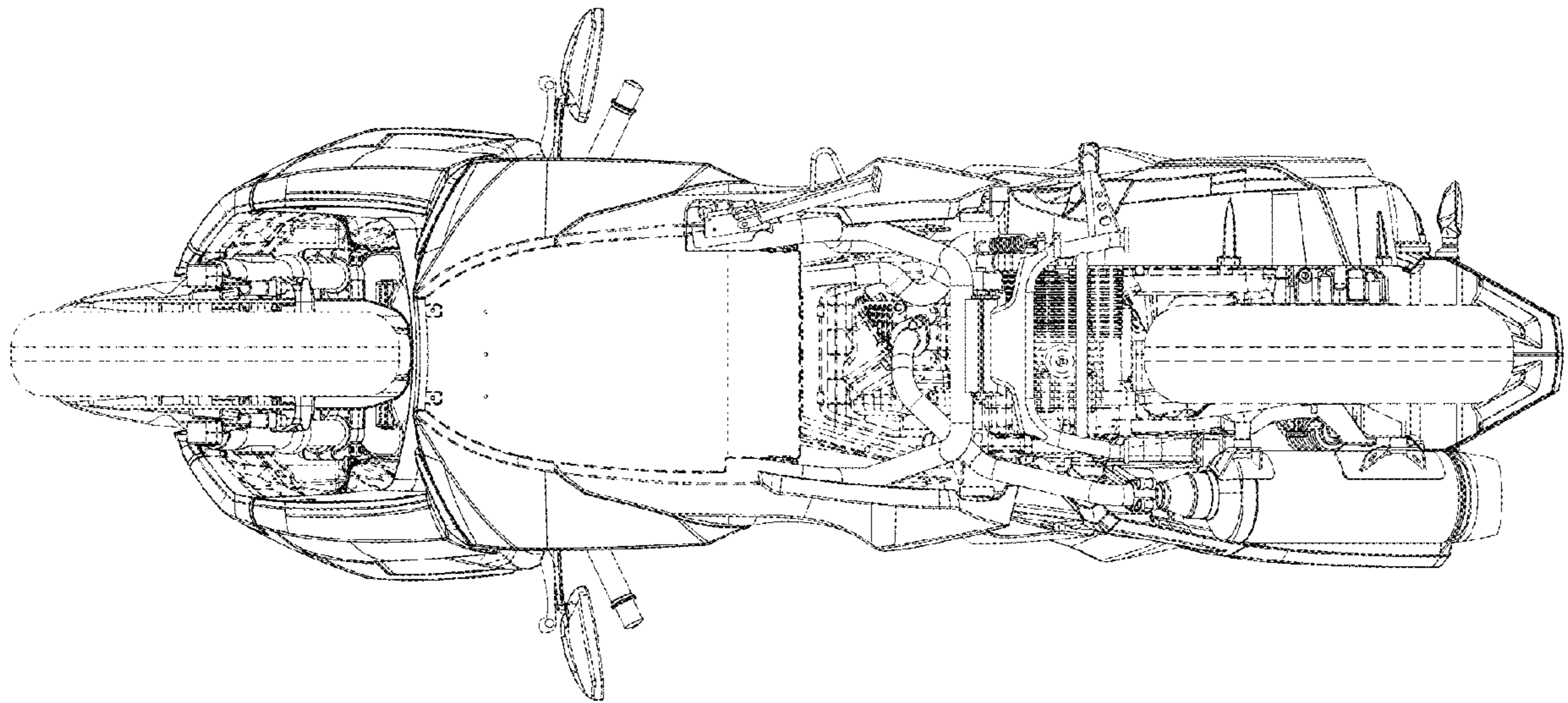


FIG. 7