



US00D886662S

(12) **United States Design Patent** (10) **Patent No.:** **US D886,662 S**
Requate (45) **Date of Patent:** **** Jun. 9, 2020**

(54) **GIFT RECEPTACLE HAVING CIRCULAR MARKING**

(71) Applicant: **Mary C. Requate**, Vero Beach, FL (US)

(72) Inventor: **Mary C. Requate**, Vero Beach, FL (US)

(**) Term: **15 Years**

(21) Appl. No.: **29/671,224**

(22) Filed: **Nov. 26, 2018**

(51) **LOC (12) Cl.** **11-05**

(52) **U.S. Cl.**
USPC **D11/126**

(58) **Field of Classification Search**
USPC D11/117, 121, 126, 130, 131, 132
CPC A47G 33/00; A47G 33/08; B44C 5/00;
B44C 5/04; B44C 7/00; A41B 11/00;
A41B 11/001

See application file for complete search history.

(56) **References Cited**

U.S. PATENT DOCUMENTS

D42,346 S *	3/1912	Allen	D11/126
D91,842 S *	3/1934	Reinhold	D20/30
D122,183 S *	8/1940	Kingson	D11/126
D126,831 S *	4/1941	Francis	D11/126
D149,050 S *	3/1948	Donohue	D11/126
D159,218 S *	7/1950	Margolin	D11/126
D164,957 S *	10/1951	Reagor	D11/126
D178,883 S *	10/1956	Hubbard	D11/126
D194,002 S *	11/1962	Pineus	D11/126
D375,915 S *	11/1996	Skinner	D11/126
D381,597 S *	7/1997	Gore	D11/126
D381,927 S *	8/1997	Riggall	D11/126
5,832,539 A *	11/1998	Williams	A41B 11/005

2/239

D411,135 S *	6/1999	Jackson	D11/117
D426,171 S *	6/2000	Sheen	D11/126
D432,451 S *	10/2000	Turgeon	D11/126
D462,148 S *	8/2002	Freedman	D11/126
D498,429 S *	11/2004	Sotomura	D11/126
D498,702 S *	11/2004	Hale	D11/126
D552,013 S *	10/2007	Gilead	D11/121
D573,059 S *	7/2008	LaSpada	D11/121
D581,313 S *	11/2008	Requate	D11/125
D616,931 S *	6/2010	Staller	D19/4
D636,544 S *	4/2011	Spurgeon	D11/126
D727,672 S *	4/2015	Price	D11/126
D739,765 S *	9/2015	Bryant	D11/126
D802,471 S *	11/2017	Moore	D11/126
D837,680 S *	1/2019	Requate	D11/126
2007/0125682 A1 *	6/2007	Requate	A45C 11/00 206/575

* cited by examiner

Primary Examiner — Elizabeth J Oswecki

(74) *Attorney, Agent, or Firm* — John Rizvi; John Rizvi P.A.—The Patent Professor®

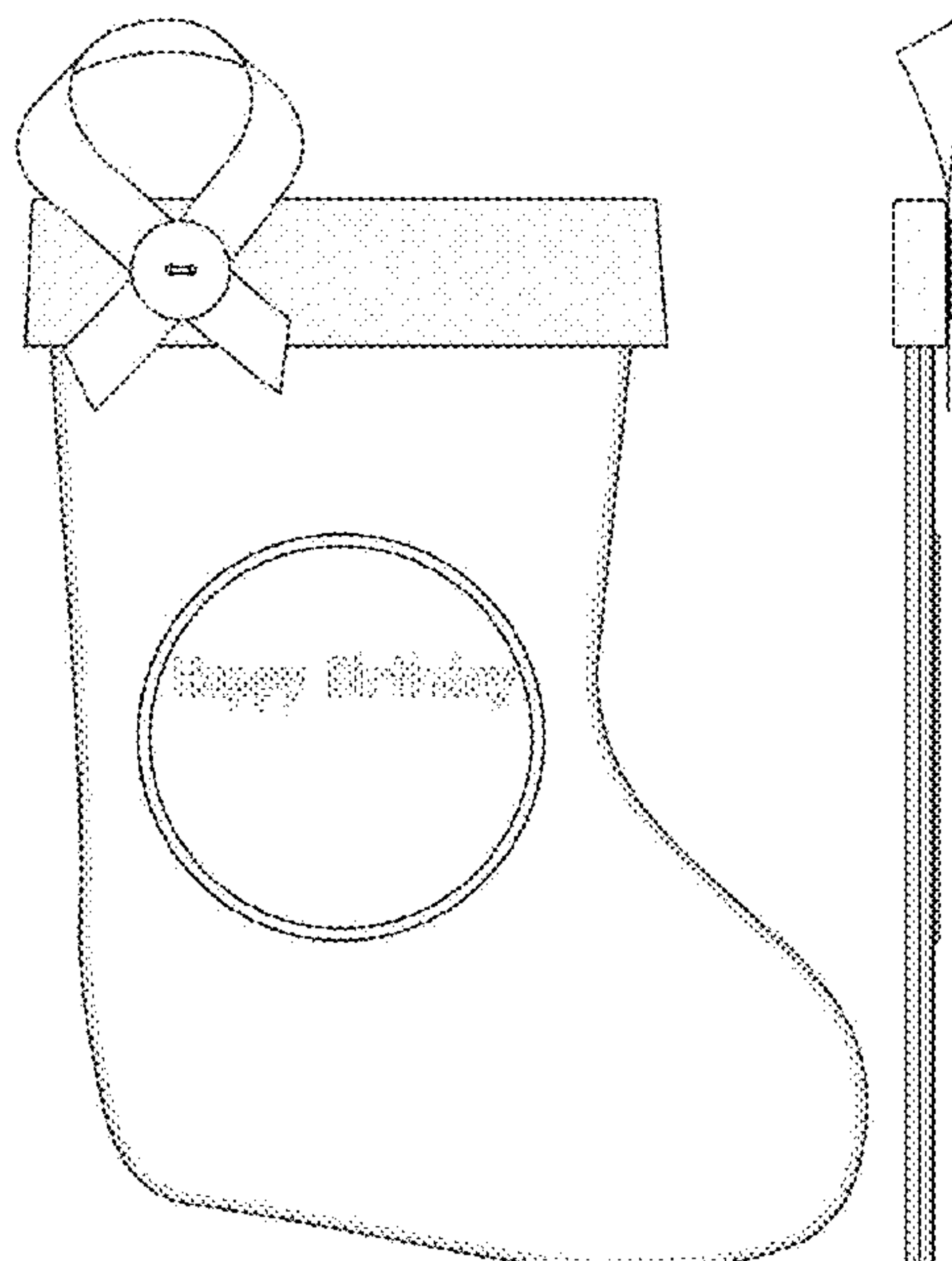
(57) **CLAIM**

The ornamental design for a gift receptacle having circular marking, as shown and described.

DESCRIPTION

FIG. 1 is a front view of a gift receptacle having circular marking showing my new design; FIG. 2 is a left side view thereof; and, FIG. 3 is a right side view thereof. A back view is omitted because it does not show ornamentation. The portion of the gift receptacle having circular marking depicted in the figures in broken lines forms no part of the claimed design.

1 Claim, 1 Drawing Sheet



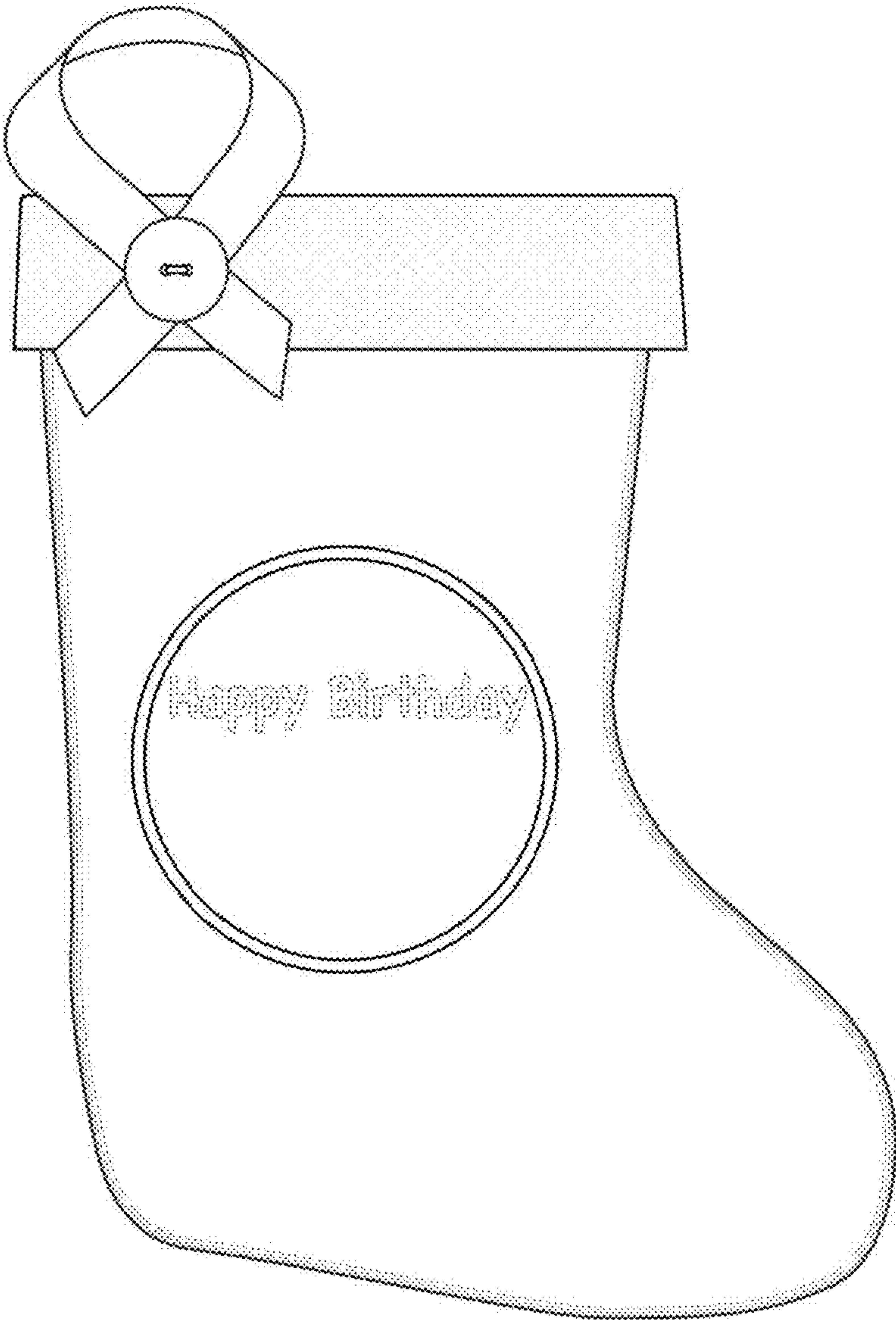


FIG. 1




FIG. 2




FIG. 3