



US00D886657S

(12) **United States Design Patent**
Yatsugi-Kang

(10) **Patent No.:** **US D886,657 S**

(45) **Date of Patent:** **** Jun. 9, 2020**

(54) **NECKLACE**

(71) Applicant: **Harry Winston SA**, Plan-les-Ouates (CH)

(72) Inventor: **Rie Yatsugi-Kang**, Cresskill, NJ (US)

(73) Assignee: **Harry Winston SA**, Plan-les-Ouates (CH)

(**) Term: **15 Years**

(21) Appl. No.: **29/667,992**

(22) Filed: **Oct. 26, 2018**

(30) **Foreign Application Priority Data**

Apr. 26, 2018 (WO) DM/100888

(51) **LOC (12) Cl.** **11-01**

(52) **U.S. Cl.**
USPC **D11/7**

(58) **Field of Classification Search**
USPC D11/1-12, 15, 16, 43, 79, 91, 92
CPC A44C 1/00; A44C 15/0045; A44C 15/005;
A44C 15/0055; A44C 15/006; A44C
17/00; A44C 17/001; A44C 17/002; A44C
17/003; A44C 17/007; A44C 17/008;
A44C 17/02

See application file for complete search history.

(56) **References Cited**

U.S. PATENT DOCUMENTS

D147,393 S * 9/1947 Arpels D11/9
D151,371 S * 10/1948 Katz D11/7
D151,707 S * 11/1948 Philippe D11/7
D151,939 S * 11/1948 Reinstein D11/7
D154,030 S * 6/1949 Duvalet D11/9
D166,318 S * 4/1952 Katz D11/10

D166,551 S * 4/1952 Katz D11/10
D168,050 S * 10/1952 Katz D11/9
D168,408 S * 12/1952 Katz D11/9
D168,558 S * 1/1953 Katz D11/79
D170,703 S * 10/1953 Katz D11/79
D172,504 S * 6/1954 Katz D11/10
D723,410 S * 3/2015 Kwon D11/3
D747,999 S * 1/2016 Yatsugi-Kang D11/7
D749,454 S * 2/2016 Riviere D11/16
D752,471 S * 3/2016 Riviere D11/16
D753,013 S * 4/2016 Riviere D11/79
D759,531 S * 6/2016 Yatsugi-Kang D11/8
D761,684 S * 7/2016 Yatsugi-Kang D11/7
D763,720 S * 8/2016 Yatsugi-Kang D11/40
D779,361 S * 2/2017 Yatsugi-Kang D11/7
D780,619 S * 3/2017 Riviere D11/43
D782,934 S * 4/2017 Riviere D11/42
D799,364 S * 10/2017 Riviere D11/16
D814,959 S * 4/2018 Kwon D11/7
D827,480 S * 9/2018 Galli D11/7
2019/0208849 A1 * 7/2019 Maman A45D 8/36

* cited by examiner

Primary Examiner — Llorellys Martinez

(74) *Attorney, Agent, or Firm* — Blank Rome LLP

(57) **CLAIM**

The ornamental design for a necklace, as shown and described.

DESCRIPTION

FIG. 1 is a front view of a necklace of the present design; FIG. 2 is a rear view thereof; FIG. 3 is a right side view thereof; FIG. 4 is a left side view thereof; FIG. 5 is a top view thereof; FIG. 6 is a bottom view thereof; FIG. 7 is a front perspective view thereof; and, FIG. 8 is a rear perspective view thereof.

1 Claim, 8 Drawing Sheets





FIG. 1



FIG. 2




FIG. 3




FIG. 4




FIG. 5




FIG. 6



FIG. 7



FIG. 8