



US00D886643S

(12) **United States Design Patent** (10) **Patent No.:** **US D886,643 S**  
**Bolmstrand et al.** (45) **Date of Patent:** **\*\* Jun. 9, 2020**

(54) **WATCH CASE**  
(71) Applicant: **SWATCH AG**, Biel/Bienne (CH)  
(72) Inventors: **Per Bolmstrand**, Bromma (SE);  
**Thomas Schaad**, Stockholm (SE)  
(73) Assignee: **SWATCH AG**, Biel/Bienne (CH)  
(\*\*) Term: **15 Years**  
(21) Appl. No.: **29/645,004**  
(22) Filed: **Apr. 23, 2018**

D429,651 S \* 8/2000 Ventrella ..... D10/30  
D439,528 S \* 3/2001 Eliav ..... D10/30  
D472,157 S \* 3/2003 Takahashi ..... D10/32  
6,603,710 B1 \* 8/2003 Pantet ..... G02F 1/13452  
349/191  
D507,974 S \* 8/2005 Strasser ..... D10/30  
D561,049 S \* 2/2008 Figueiredo ..... D10/38  
D603,276 S \* 11/2009 Herzog ..... D10/32  
D634,650 S \* 3/2011 Avranches ..... D10/38  
D636,685 S \* 4/2011 Avranches ..... D10/38  
D657,697 S \* 4/2012 Lammers-Meis ..... D10/31  
D672,254 S \* 12/2012 Scott ..... D10/32  
D700,072 S \* 2/2014 Arellano ..... D10/38  
D726,676 S \* 4/2015 Park ..... D10/38  
D732,981 S \* 6/2015 Waecker ..... D10/38

(Continued)

(30) **Foreign Application Priority Data**

Oct. 25, 2017 (WO) ..... DM/098287  
(51) **LOC (12) Cl.** ..... **10-02**  
(52) **U.S. Cl.**  
USPC ..... **D10/38**

(58) **Field of Classification Search**

USPC ..... D10/1-2, 5, 7, 14-15, 22, 24, 30-39,  
D10/40-41, 122-124, 126-130, 104.1,  
D10/104.2, 106.94, 114.9; D14/344;  
D24/167, 186  
CPC ..... G04B 19/00; G04B 19/04; G04B 19/042;  
G04B 19/046; G04B 19/048; G04B  
19/06; G04B 19/08; G04B 19/085; G04B  
19/087; G04B 19/10; G04B 19/12; G04B  
19/26; G04B 19/262; G04B 19/264;  
G04B 19/268; G04B 21/08; G04B 23/00;  
G04B 23/03; G04B 23/028; G04B  
23/008; G04B 37/00; G04B 37/008;  
G04B 37/0075; G04B 45/04; G04B  
45/046; G04B 47/048; G04F 1/00; G04F  
7/06; G04F 7/062; G04F 7/065; G04F  
8/006; G07C 1/28

See application file for complete search history.

(56) **References Cited**

**U.S. PATENT DOCUMENTS**

D327,023 S \* 6/1992 St. Dizier ..... D10/30  
D429,168 S \* 8/2000 Jannard ..... D10/30

*Primary Examiner* — Sandra S Snapp  
*Assistant Examiner* — Katherine Glennon  
(74) *Attorney, Agent, or Firm* — Abelman, Frayne &  
Schwab

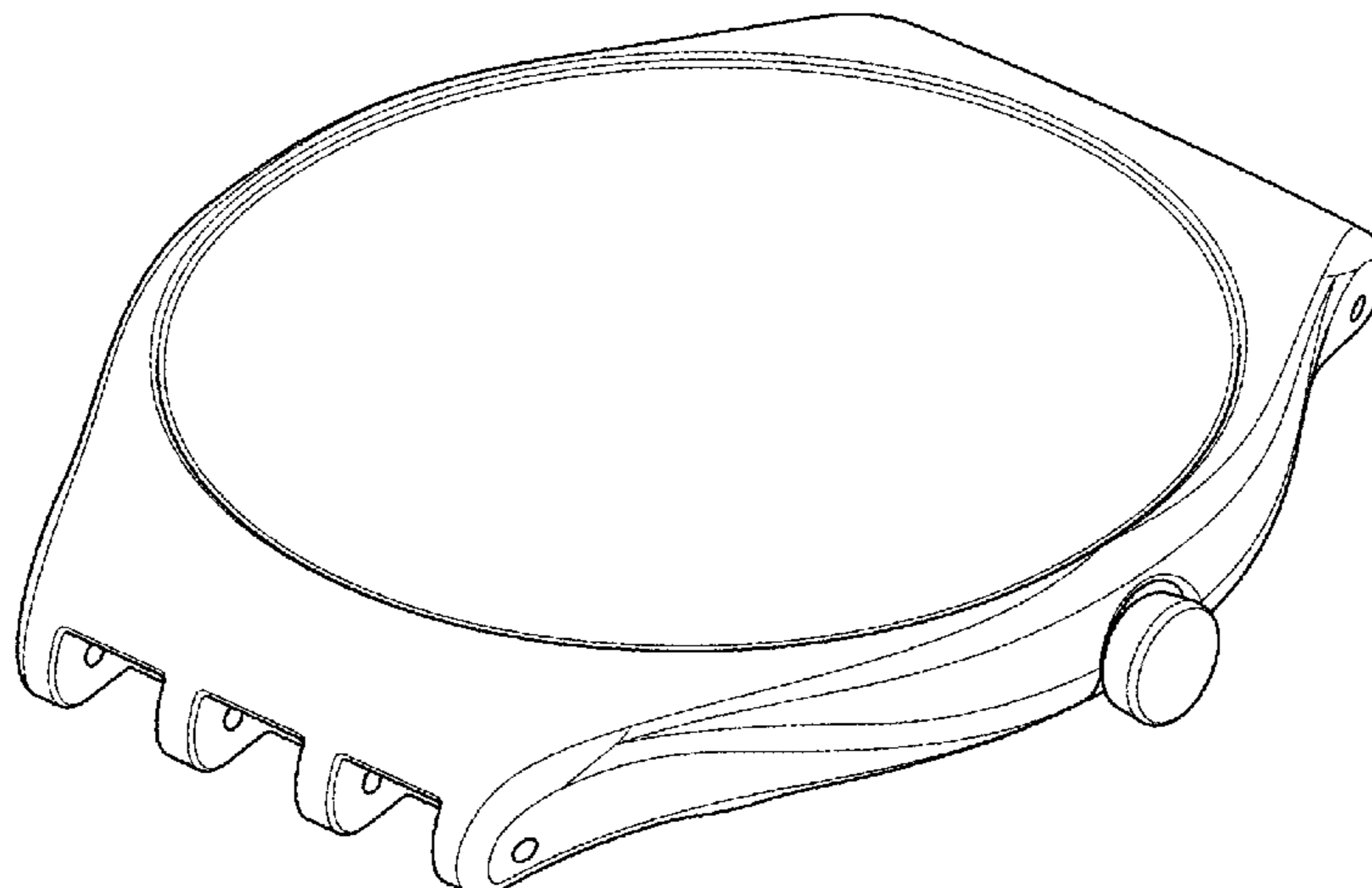
(57) **CLAIM**

The ornamental design for a watch case, as shown and described.

**DESCRIPTION**

FIG. 1 is a front view of a watch case showing the new design;  
FIG. 2 is a rear view thereof;  
FIG. 3 is right side view thereof;  
FIG. 4 is a left side view thereof;  
FIG. 5 is a top view thereof;  
FIG. 6 is a bottom view thereof;  
FIG. 7 is a front, right, and bottom perspective view thereof;  
and,  
FIG. 8 is a rear, left, and top perspective view thereof.  
The broken lines show portions of the watch case that form no part of the claimed design.

**1 Claim, 6 Drawing Sheets**



(56)

**References Cited**

U.S. PATENT DOCUMENTS

D733,581	S *	7/2015	Waecker	.....	D10/38
D735,586	S *	8/2015	Stegmann	.....	D10/30
D739,269	S *	9/2015	Fazio	.....	D10/129
D740,695	S *	10/2015	Waecker	.....	D10/38
D759,507	S *	6/2016	Bonadei	.....	D10/38
D761,130	S *	7/2016	Soares	.....	D10/126
D774,924	S *	12/2016	Berliat	.....	D10/38
9,599,964	B2 *	3/2017	Gracia	.....	G04B 37/0008
D784,830	S *	4/2017	Hegi	.....	D10/38
D792,244	S *	7/2017	Schaad	.....	D10/30
D799,343	S *	10/2017	Waecker	.....	D10/30
10,018,968	B2 *	7/2018	Willemin	.....	G04B 45/02
2016/0252882	A1 *	9/2016	Meyer	.....	G04B 37/0008 368/294

\* cited by examiner

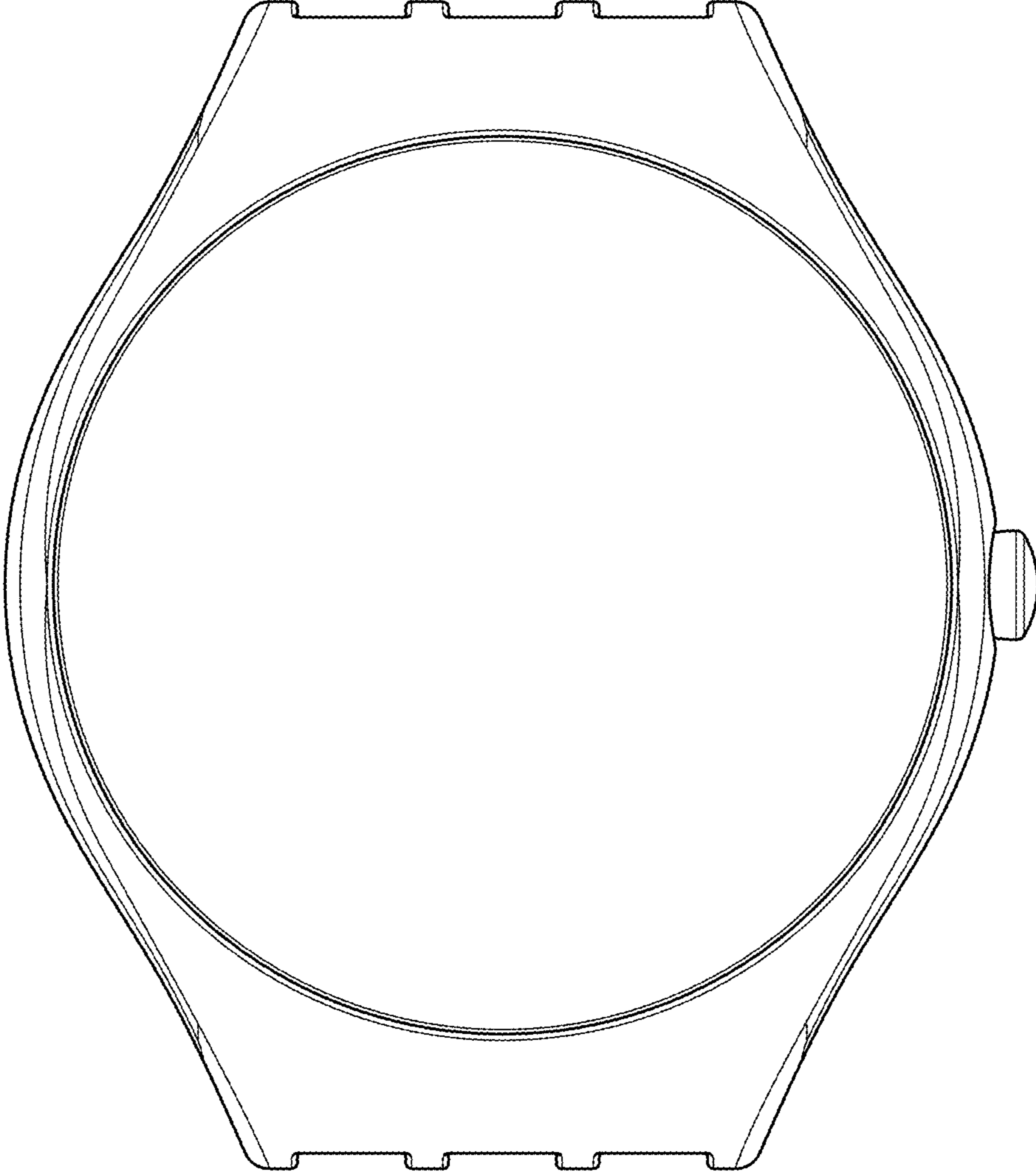


FIG. 1

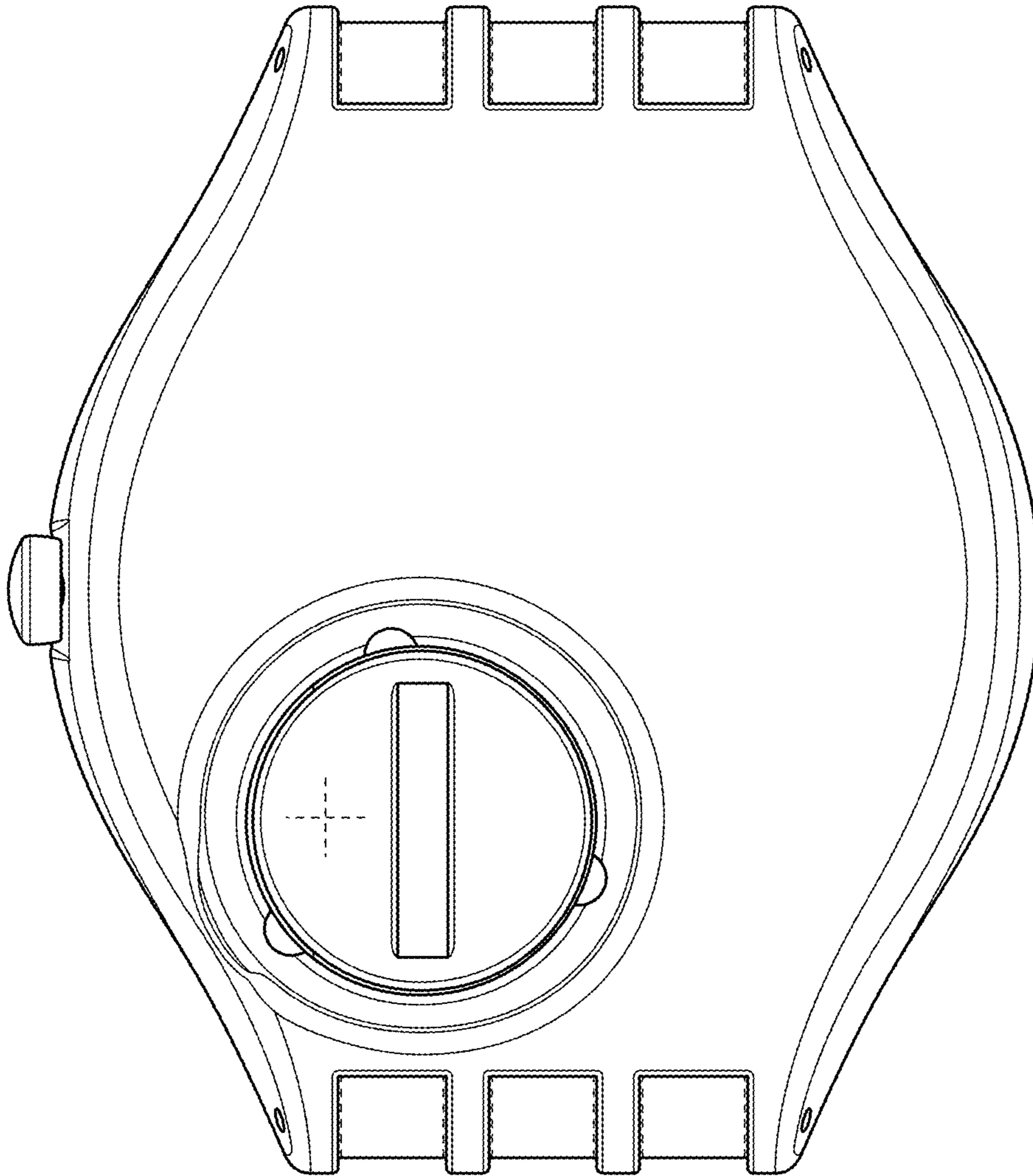


FIG. 2

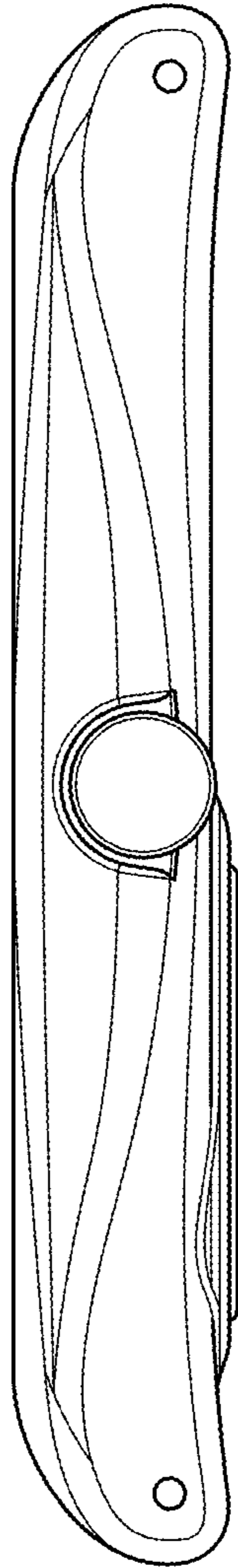


FIG. 3




FIG. 4

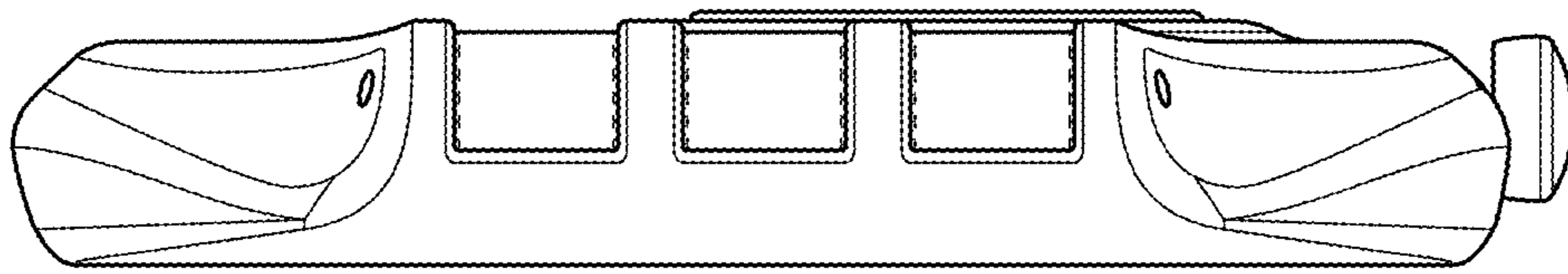


FIG. 5

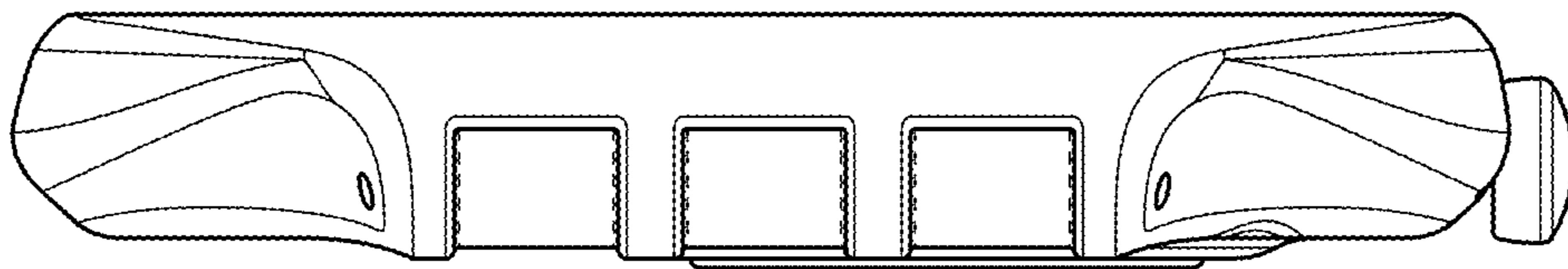


FIG. 6

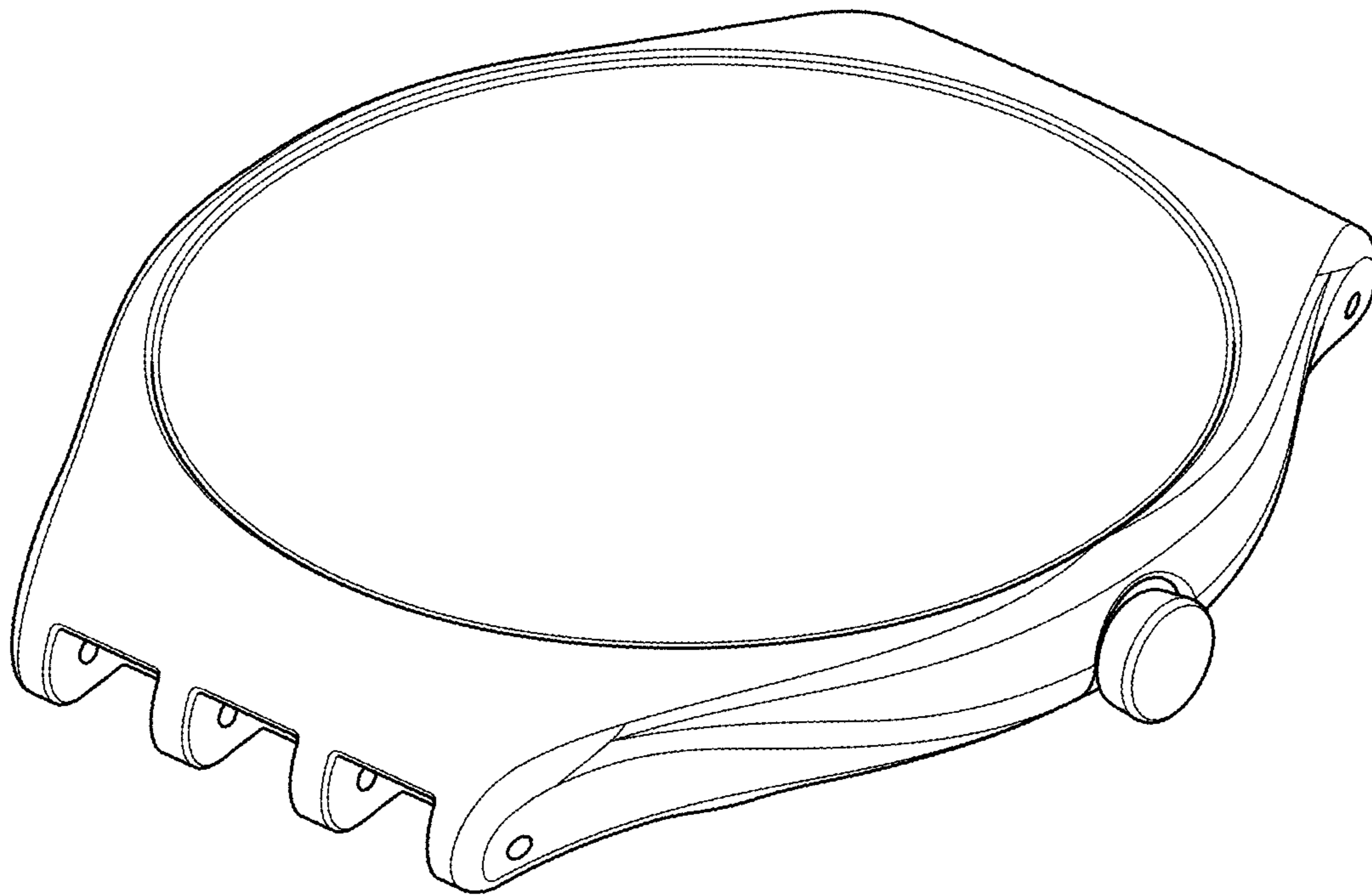


FIG. 7

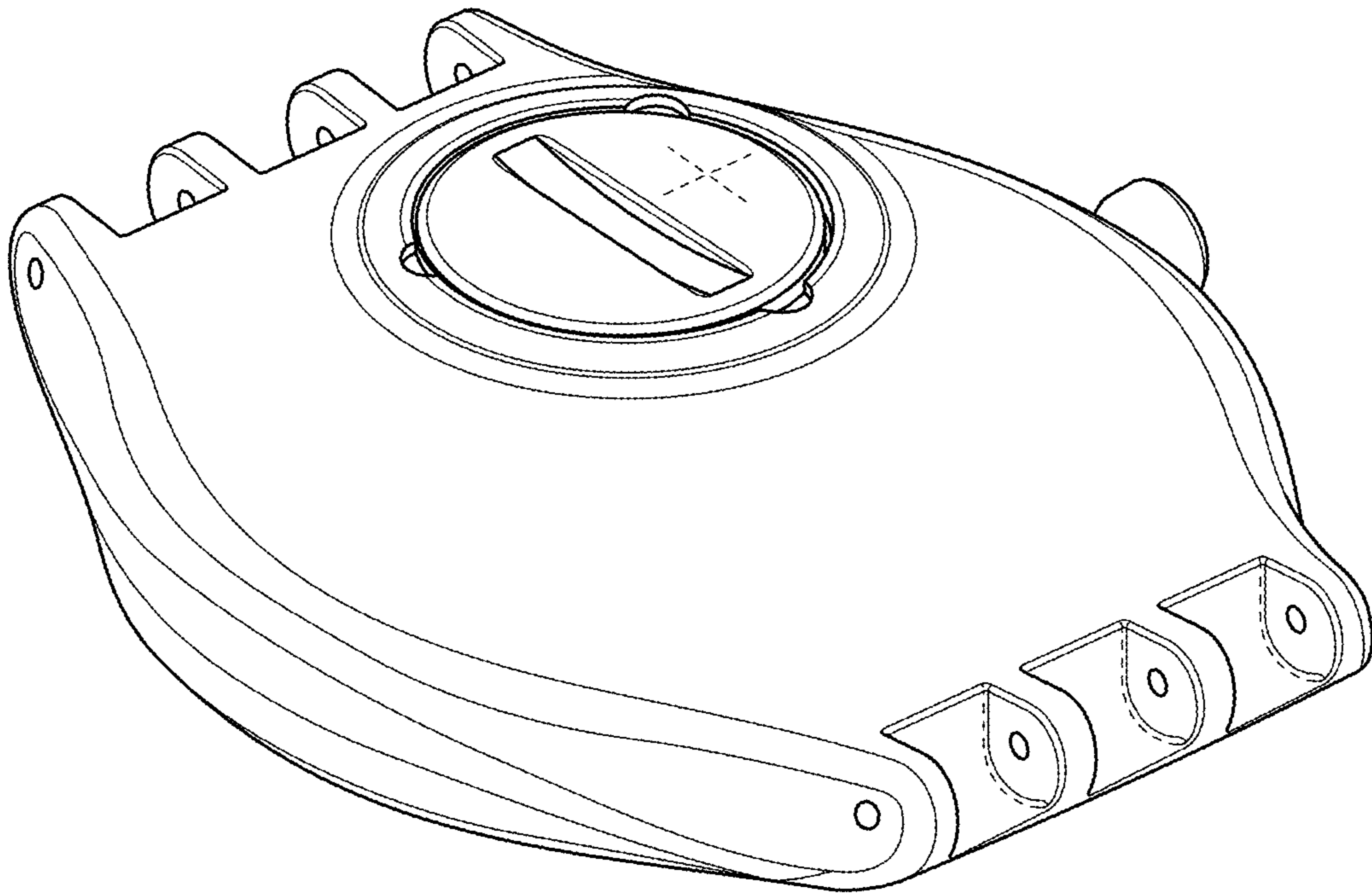


FIG. 8