



US00D886634S

(12) **United States Design Patent**
Anderson

(10) **Patent No.:** **US D886,634 S**
(45) **Date of Patent:** **** Jun. 9, 2020**

(54) **COSMETICS APPLICATOR BOTTLE**
(71) Applicant: **Anderson Cosmetic Supplies Pty Ltd,**
Morphett Vale (AU)
(72) Inventor: **Lenora Anderson,** Paris, KY (US)
(73) Assignee: **Anderson Cosmetic Supplies Pty Ltd.,**
Morphett Vale, South (AU)

6,010,264 A * 1/2000 Scuderi A45D 34/041
401/209
D458,708 S * 6/2002 Oates D28/10
D472,344 S * 3/2003 Angeletta D28/7
D483,268 S * 12/2003 Willows D9/522
D573,253 S * 7/2008 Gonzales D24/113
D586,211 S * 2/2009 Pires D9/447
2004/0249320 A1 * 12/2004 Yamazaki A45D 34/042
601/46
2005/0066987 A1 3/2005 Perlman
2014/0219701 A1 * 8/2014 Eberlein A45D 34/04
401/2

(**) Term: **15 Years**

* cited by examiner

(21) Appl. No.: **29/636,150**

Primary Examiner — Janice Patyk

(22) Filed: **Feb. 6, 2018**

(74) *Attorney, Agent, or Firm* — Sand, Sebolt & Wernow
Co., LPA

(30) **Foreign Application Priority Data**

Aug. 30, 2017 (AU) 201715168

(51) **LOC (12) Cl.** **09-01**

(52) **U.S. Cl.**
USPC **D9/725**

(58) **Field of Classification Search**
USPC D9/442, 503, 695–699, 702–714,
D9/723–729; D24/199; D28/7;
132/317, 318, 320; 222/95, 207, 212,
222/335
CPC A45D 34/00; A45D 40/00; B65D 81/3272
See application file for complete search history.

(57) **CLAIM**

The ornamental design for a cosmetics applicator bottle, as shown.

DESCRIPTION

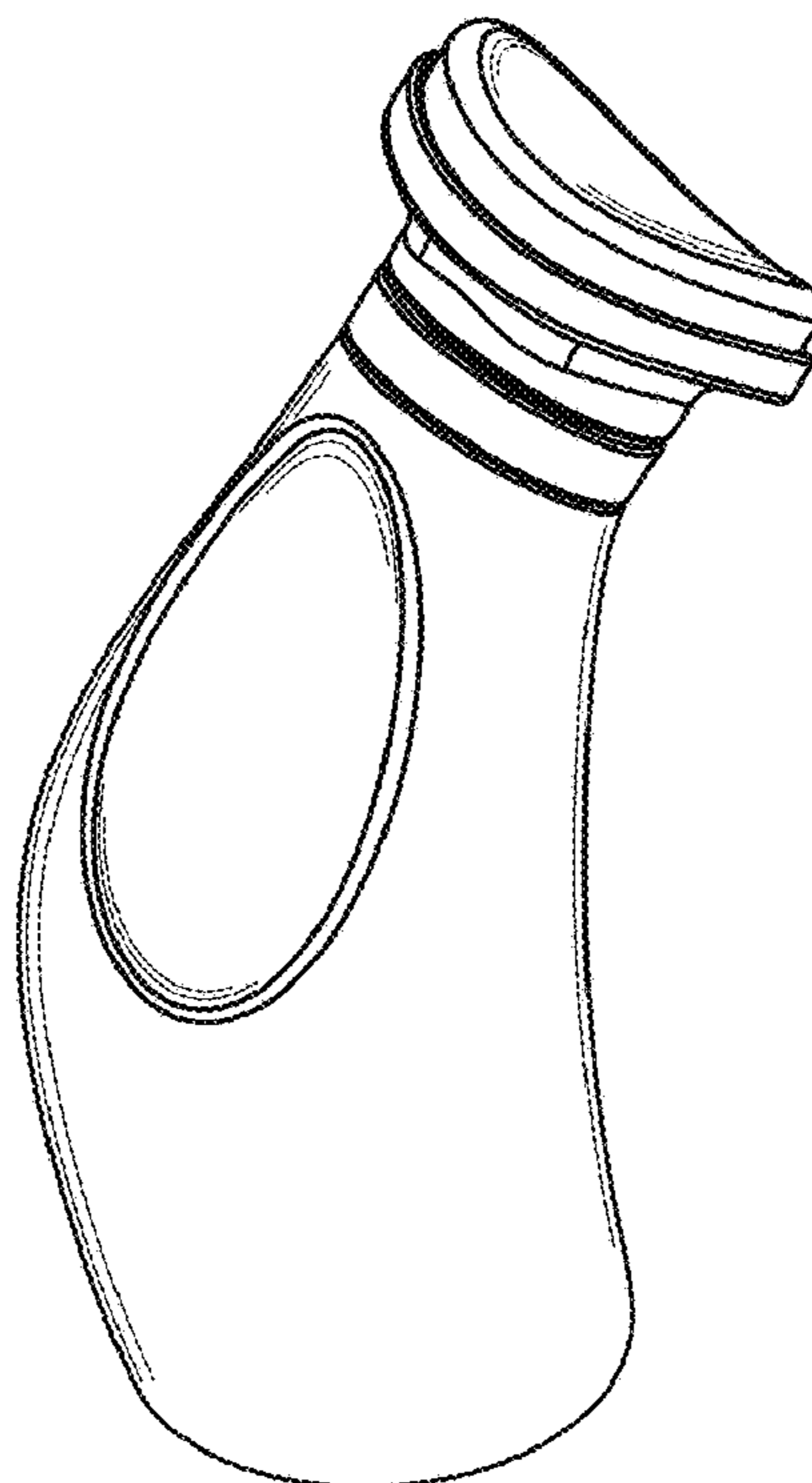
FIG. 1 is a front perspective view of a cosmetics applicator bottle in accordance with my design;
FIG. 2 is a rear perspective view of the cosmetics applicator bottle of FIG. 1;
FIG. 3 is a rear elevation view of the cosmetics applicator bottle of FIG. 1;
FIG. 4 is a front elevation view of the cosmetics applicator bottle of FIG. 1;
FIG. 5 is a left side elevation view of the cosmetics applicator bottle of FIG. 1; and,
FIG. 6 is a right side elevation view of the cosmetics applicator bottle of FIG. 1.

(56) **References Cited**

U.S. PATENT DOCUMENTS

5,087,138 A 2/1992 Terbrusch et al.
5,813,785 A 9/1998 Baudin et al.

1 Claim, 2 Drawing Sheets



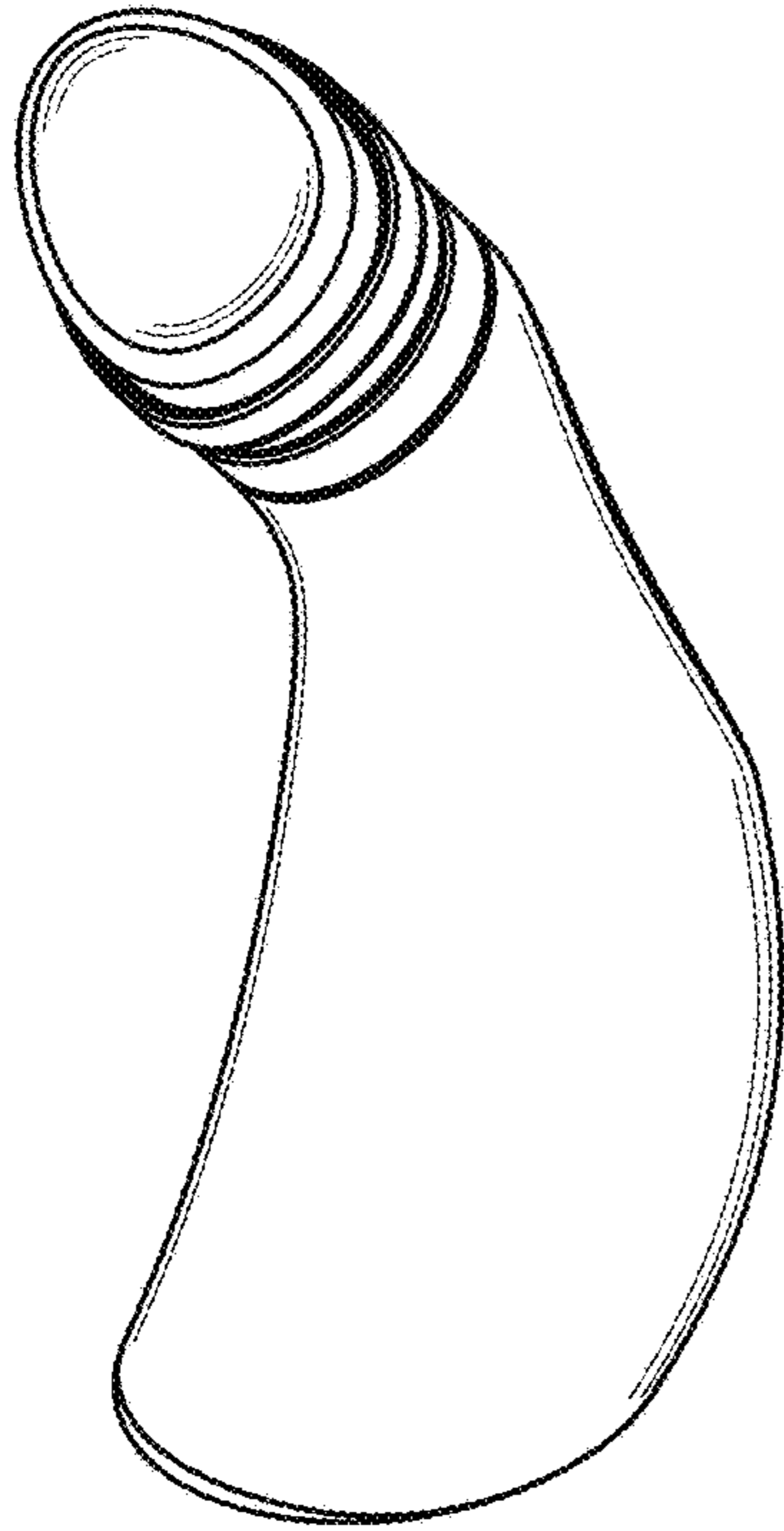


FIGURE 1

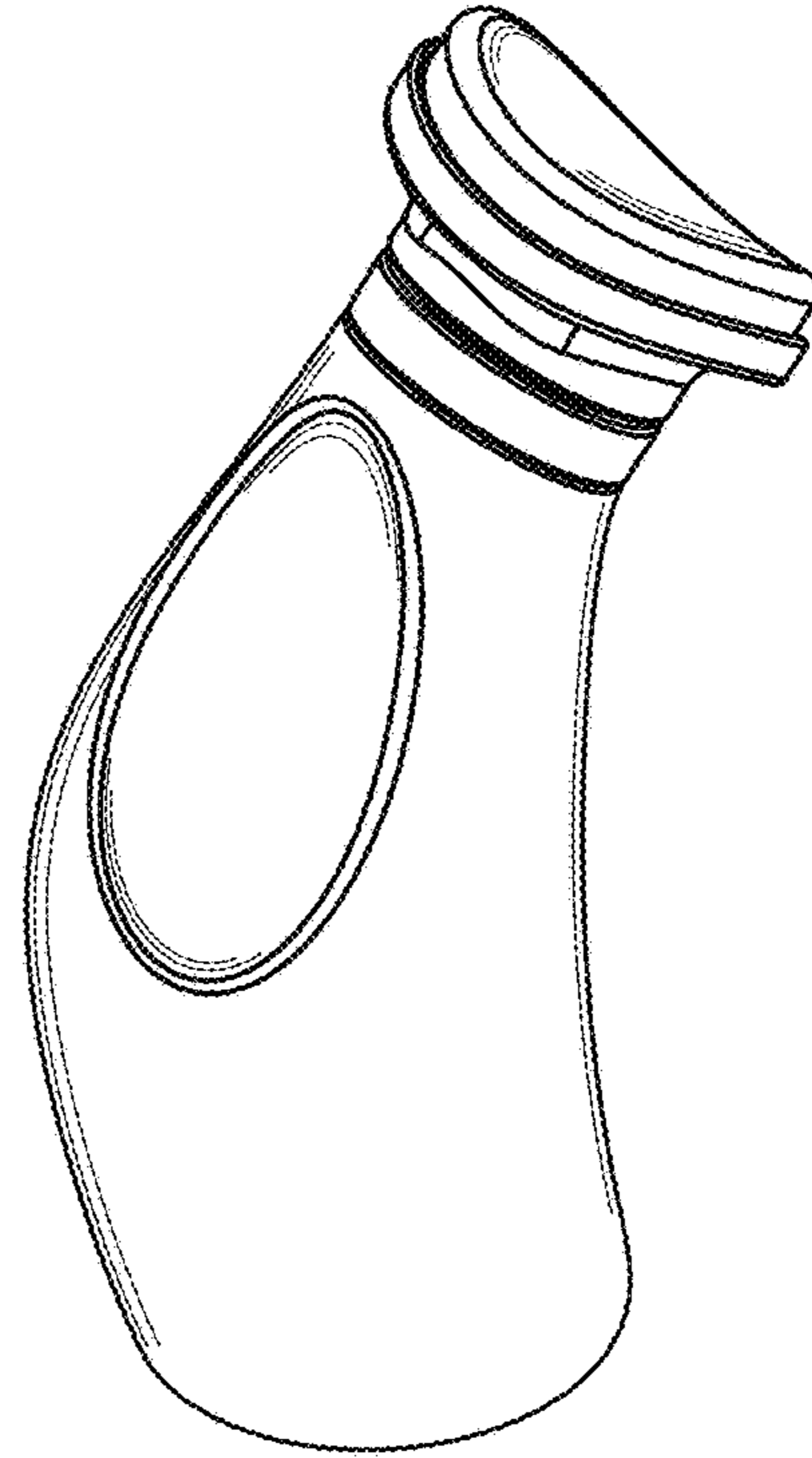


FIGURE 2

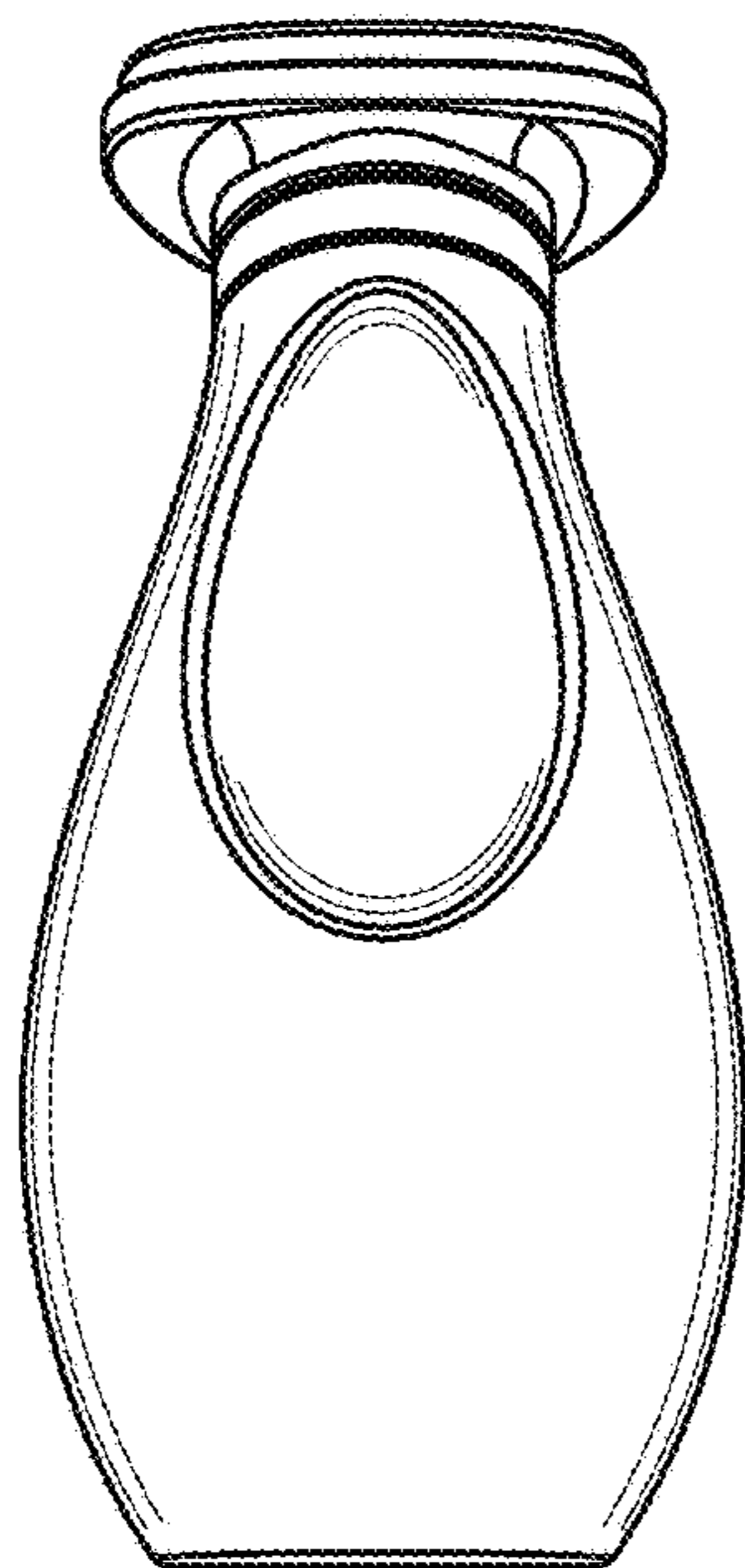


FIGURE 3

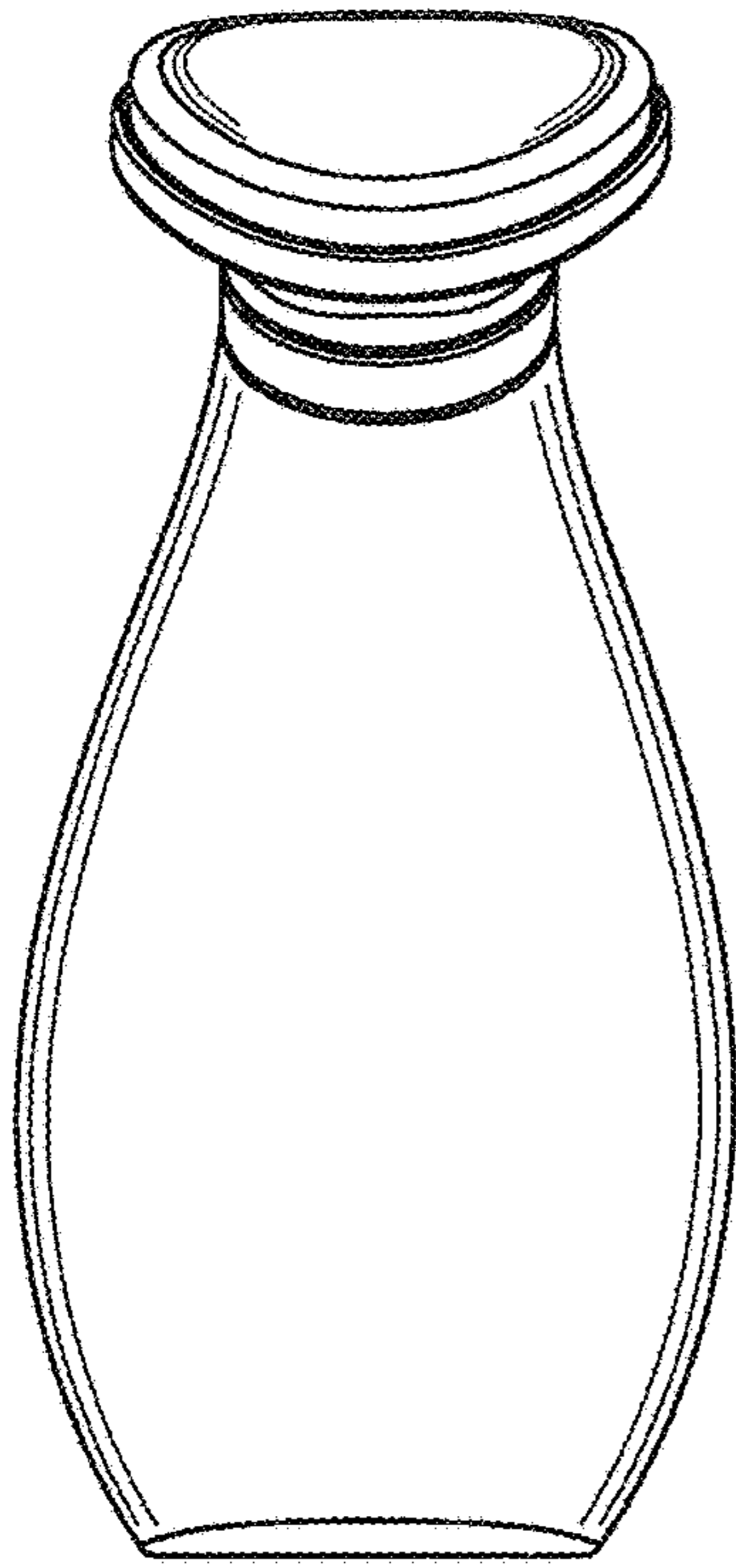


FIGURE 4




FIGURE 5

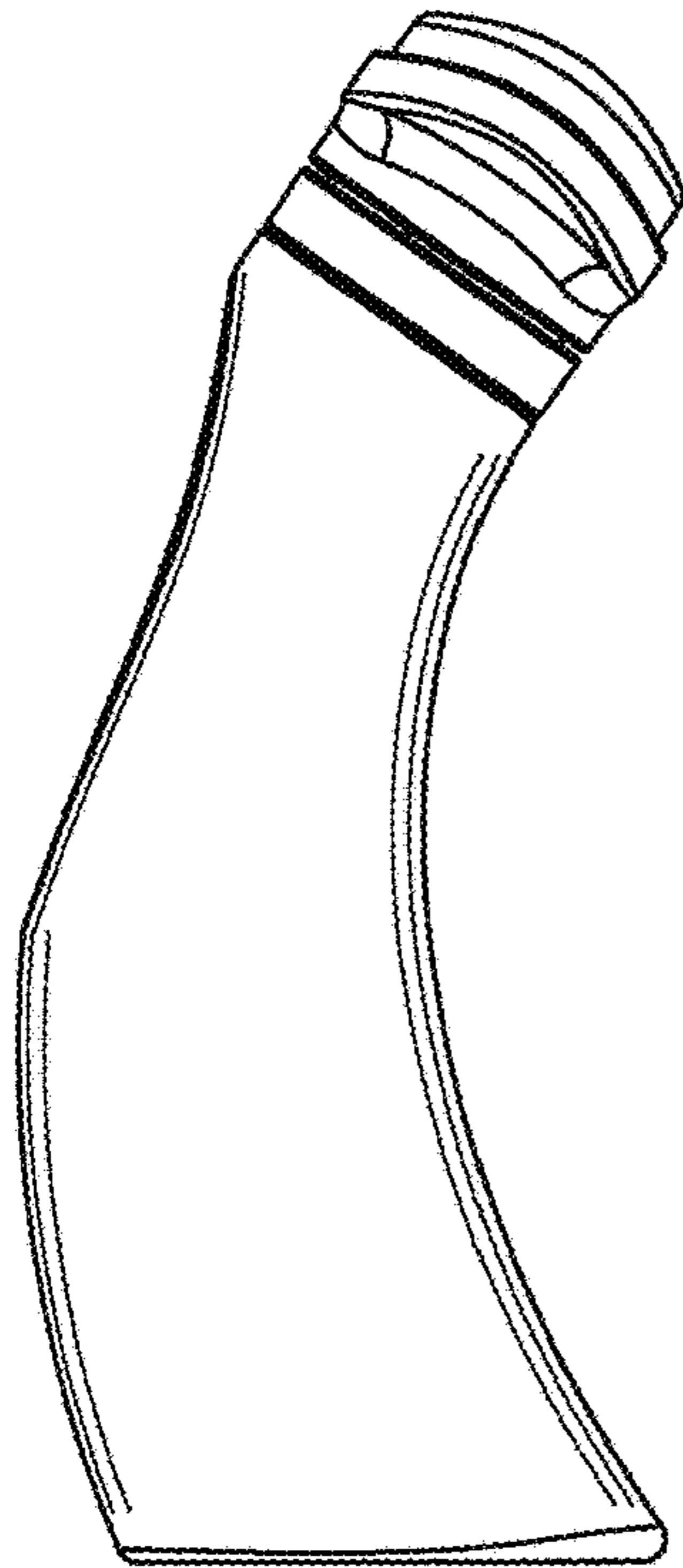


FIGURE 6