



US00D886628S

(12) **United States Design Patent** (10) **Patent No.:** **US D886,628 S**
Graves (45) **Date of Patent:** **** Jun. 9, 2020**

(54) **BAG WITH SURFACE ORNAMENTATION**

(71) Applicant: **Gary Alan Graves**, Los Angeles, CA (US)

(72) Inventor: **Gary Alan Graves**, Los Angeles, CA (US)

(**) Term: **15 Years**

(21) Appl. No.: **29/646,705**

(22) Filed: **May 7, 2018**

(51) **LOC (12) Cl.** **09-05**

(52) **U.S. Cl.**
USPC **D9/703**

(58) **Field of Classification Search**
USPC D9/702-714, 720-722, 414, 434-435, D9/696, 716, 771, 447, 516-517, D9/738-747, 544, 520-521, 600; D24/118, 207, 108; 383/6, 9, 22, 96, 383/61.1, 80-81, 104, 901, 63, 203, 107, 383/119-120, 123, 61.2, 44; 220/675, 220/495.03; 215/381-385, 400, 328, 316; 206/484, 451, 459.5; D3/202, 270, D3/271.1-271.4; 428/34.3; 222/92, 215, 222/95, 107; 604/408, 403, 415; D11/116; D14/485-495
CPC ... B65D 1/00; B65D 1/02; B65D 1/09; B65D 1/10; B65D 1/32; B65D 1/0223; B65D 75/00; B65D 75/008; B65D 11/00; B65D 11/04; B65D 11/20; B65D 5/42; B65D 5/4208; B65D 5/75; B65D 81/30; B65D 81/365; B65D 81/366; B65D 81/2015; B65D 2203/00; B65D 2203/02; A61J 1/10; A61J 1/1412; A61J 1/1418
See application file for complete search history.

(56) **References Cited**

U.S. PATENT DOCUMENTS

| | | | |
|--------------|---------|----------------------|---------|
| D601,160 S * | 9/2009 | Arnell | D14/490 |
| D601,162 S * | 9/2009 | Arnell | D14/490 |
| D601,433 S * | 10/2009 | McClelland | D9/658 |
| D602,949 S * | 10/2009 | Arnell | D14/490 |
| D613,303 S * | 4/2010 | Arnell | D14/490 |
| D614,486 S * | 4/2010 | Arnell | D14/490 |
| D838,185 S * | 1/2019 | von Rauchhaupt | D9/600 |

* cited by examiner

Primary Examiner — Abraham Bahta
(74) *Attorney, Agent, or Firm* — Dunlap Bennett & Ludwig PLLC

(57) **CLAIM**

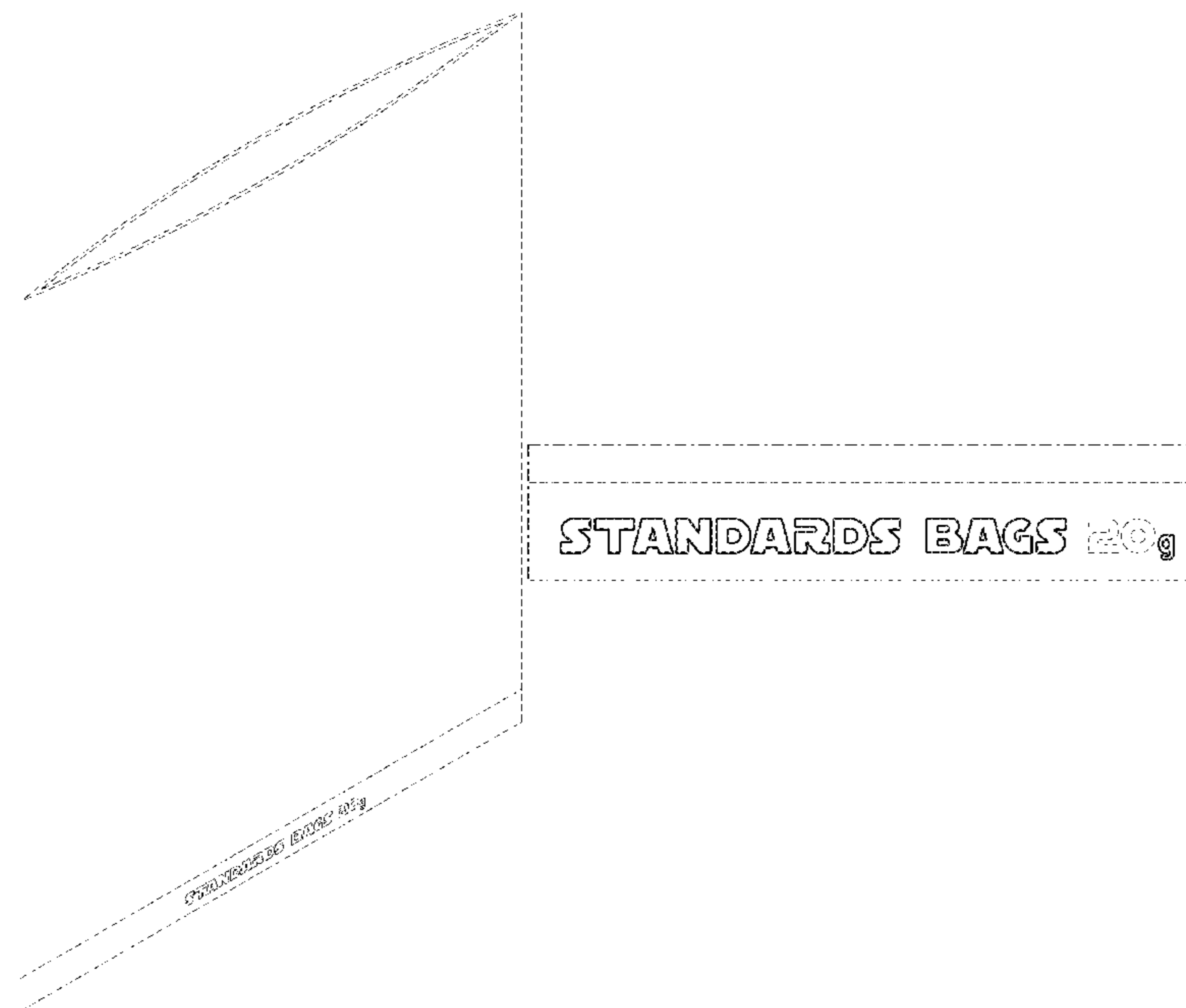
The ornamental design for a bag with surface ornamentation, as shown and described.

DESCRIPTION

FIG. 1 is a front perspective view of the bag with surface ornamentation, embodying my new design;
FIG. 2 is a front elevation view thereof;
FIG. 3 is a rear elevation view thereof;
FIG. 4 is a left elevation view thereof;
FIG. 5 is a left elevation view thereof;
FIG. 6 is a top plan view thereof;
FIG. 7 is a bottom plan view thereof; and,
FIG. 8 is an enlarged front detail view thereof, taken along line 8-8 in FIG. 2.

The broken lines showing portions of the bag is included for the purpose of illustrating environmental structure and forms no part of the claimed design.
The dash-dot-dash broken line in FIG. 8 show boundary of the claimed design and form no part of the claimed design.

1 Claim, 5 Drawing Sheets



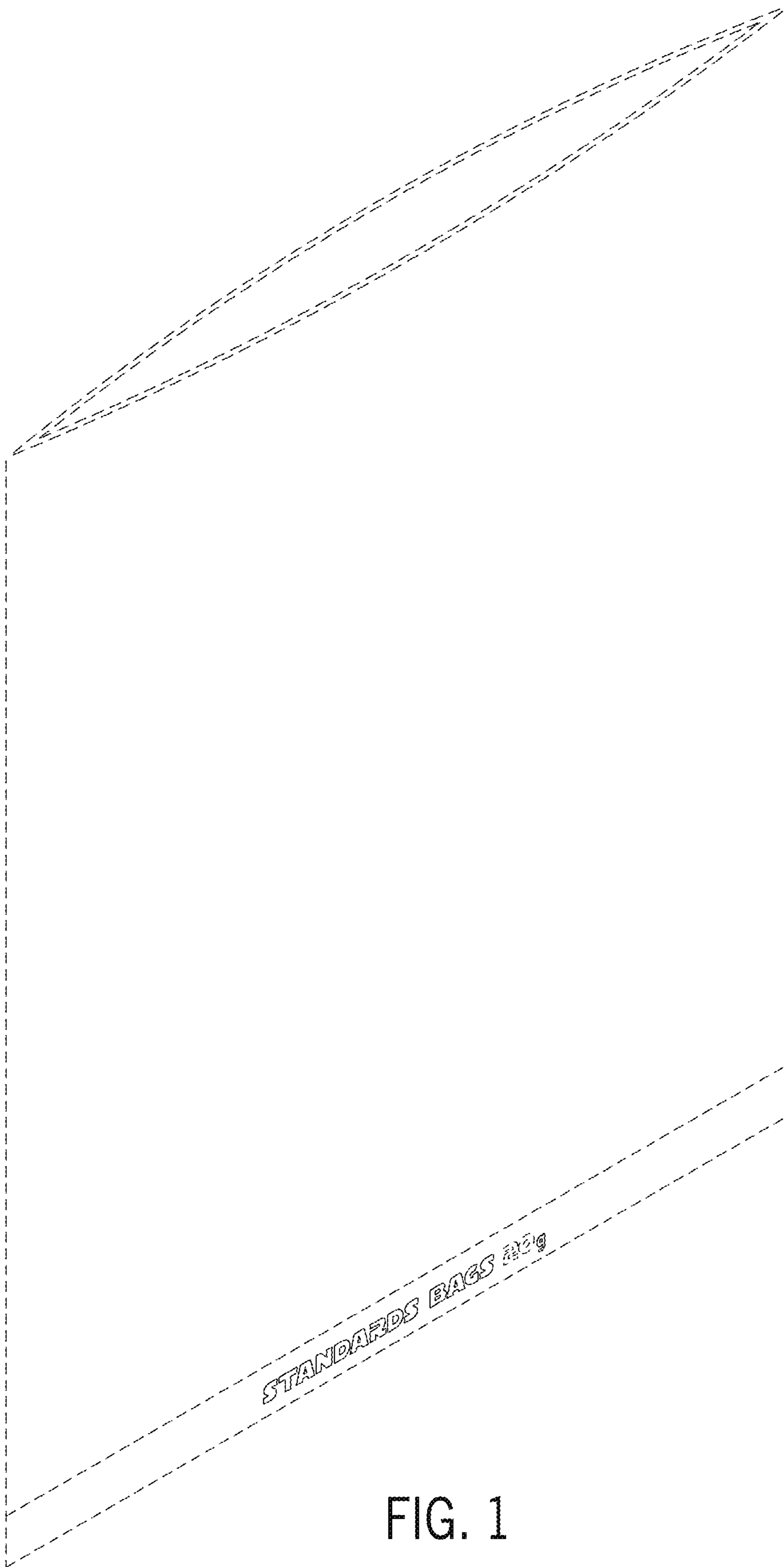


FIG. 1



FIG. 2




FIG. 3



FIG. 4

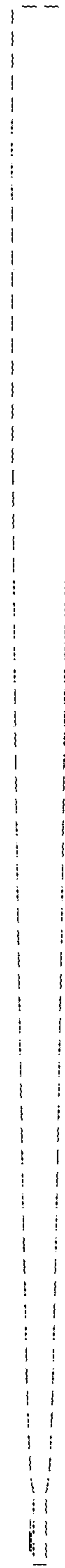


FIG. 5




FIG. 6

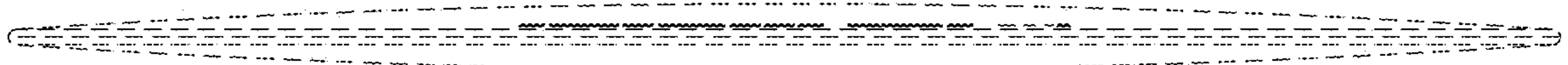


FIG. 7



FIG. 8